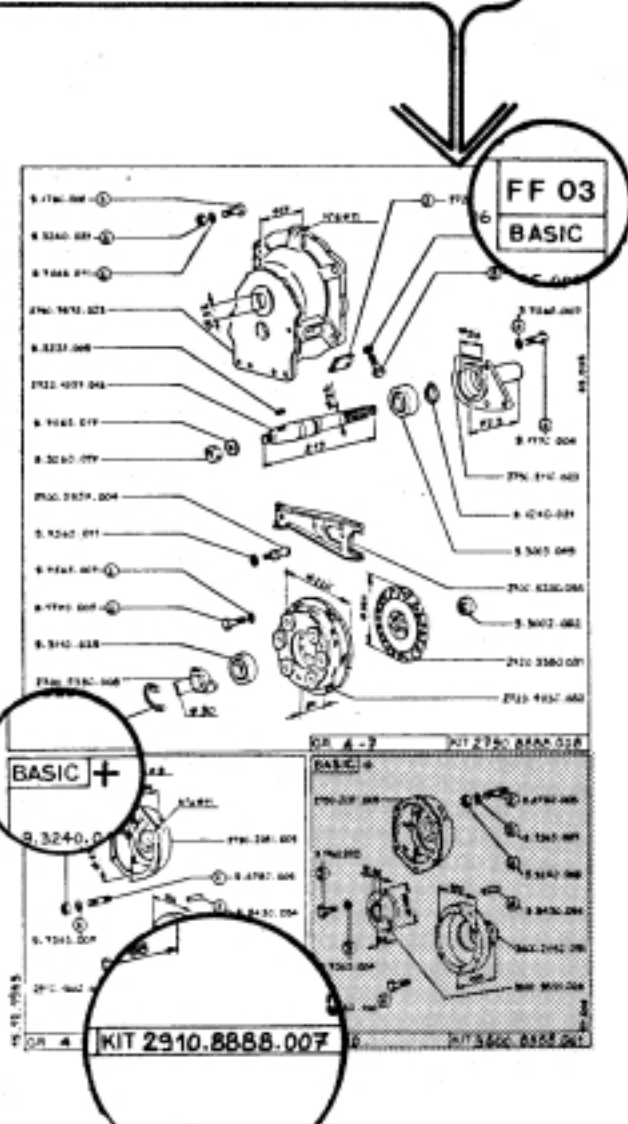
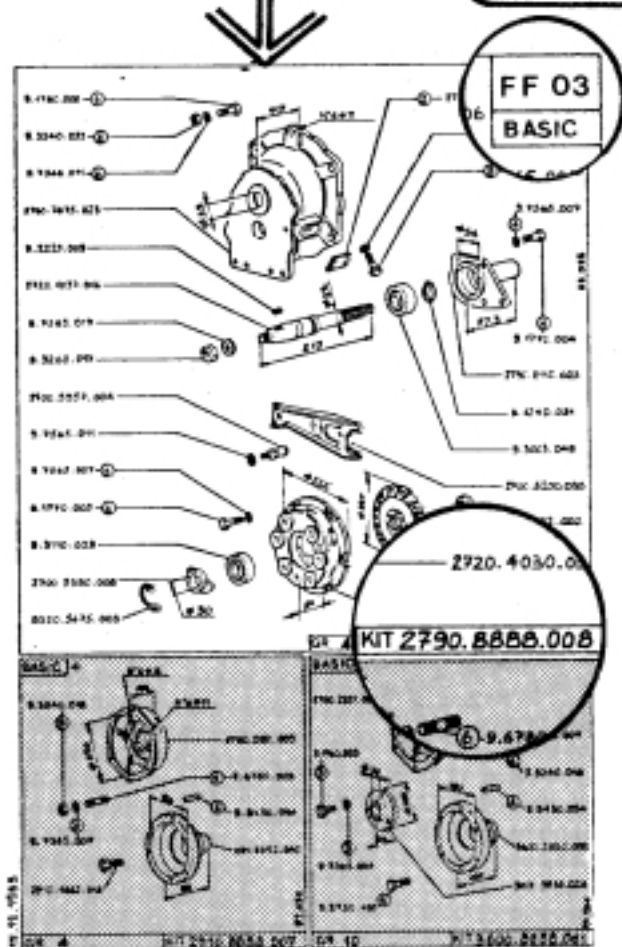
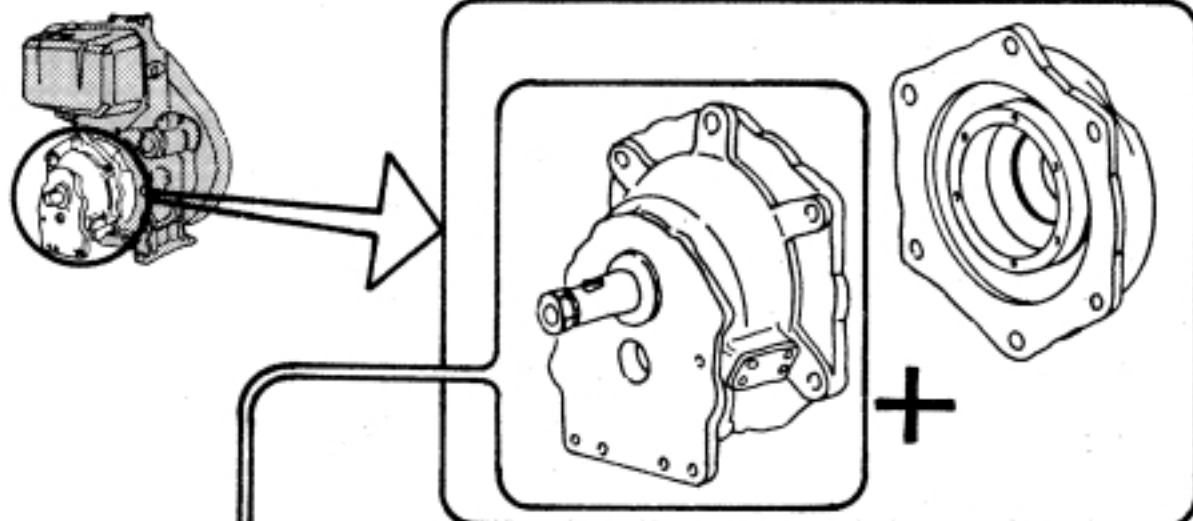


CATALOGO GENERALE APPLICAZIONI E KIT-RICAMBI

APPLICATION & SPARE PARTS-KIT GENERAL CATALOGUE
 CATALOGUE GENERAL APPLICATIONS ET KIT-RECHANGES
 GENERALKATALOG ANWENDUNGEN UND ERSATZTEILE-KIT
 CATALOGO GENERAL APLICACIONES Y KIT-REPUESTOS



TAV. TAB. KIT	MATRICOLA KIT P.NO. KIT REFERENCE KIT MODULO K MATRICULA KIT	PER MOTORI GRUPPO/TIPO FOR ENGINES GROUP/TYPE POUR MOTEURS GROUPE/TYPE PARA MOTORES GRUPO/TIPO	TIPO APPLICAZIONE APPLICATION TYPE TYPE D'APPLICATION APLICACION TIPO		
FF 01	2830.8888.001	9990.039	3	CONT 160D	
FF 01	2830.8888.002	9988.040	2 - 3	INT AL160 LP2	
FF 01	2830.8888.003	9988.018	2 - 3	CONT AL160 LP2	
FF 02	2720.8888.006	9988.068	4(820)-7	CONT AL160 LP2	BPTO
FF 03	2910.8888.007	9987.032	4(820)	INT F 187	BPTO
FF 03	2790.8888.008	9965.035	4(96-100)-7	INT 140 MU	BPTO
FF 04	2760.8888.011	9991.035	5(672-832)	INT AM180 L	BPTO
FF 04	2760.8888.012*	9991.040	5(672-832)	CONT AM180 L	CPTO
FF 05	2770.8888.013*	9993.086	5(673-833)	CONT 250DBR600	CPTO/BD
FF 06	2780.8888.014*		5(674-834)	CONT 310DB810	CPTO/BD
FF 06	2770.8888.015*	9993.081	5(674-834)	CONT 310DB810	CPTO/BD
FF 04	2760.8888.016*	9991.033	5(672-832)	CONT AM180 L	BPTO
FF 07	5000.8888.021	9986.057	1 - 6	CONT AE110 L	BPTO
FF 07	5000.8888.022	9986.058	6	CONT AE110 L	CPTO
FF 08	1470.8888.023	9986.059	1 - 6	INT AE110	BPTO/LLC
FF 02	7100.8888.026	9991.092	4 - 7	CONT AL160 LP2	CPTO
FF 09	9040.8888.031*	9991.039	8 - 9	CONT AM180 L	CPTO
FF 09	9040.8888.032	9996.004	8 - 9	INT AM180 L	CPTO
FF 09	9040.8888.033	9991.034	8 - 9	INT AM180 L	BPTO
FF 09	9040.8888.034*	9991.032	8 - 9	CONT AM180 L	BPTO
FF 13	9040.8888.035	9994.896	8 - 9	CONT TECHN.BD110/15	CPTO
FF 10	2770.8888.041*	9987.030	5(673-833)	CONT 250DBR600	BPTO
FF 10	2770.8888.042*	9983.096	5(673-832/3)	CONT 250DB460	BPTO (F)
FF 12	2780.8888.043*	9984.096	5(674-834)	CONT 310DB810	BPTO (F)
FF 11	2770.8888.044	9983.005	5(673-833)	INT 250DBR600	BPTO (F)
FF 12	2780.8888.045	9984.095	5(674-834)	INT 310DB810	BPTO
FF 10	2770.8888.046*	9987.084	5(673-833)	CONT 250DBR600	CPTO
FF 13	6720.8888.047	9994.054	5(5LD675-2)	CONT TECHN.BD110/15	CPTO
FF 14	8220.8888.048	9994.055	5(5LD825-2)	CONT TECHN.BD112/16	CPTO
FF 14	6730.8888.049	9994.056	5(3 CYL.)	CONT TECHN.BD118/24	CPTO
FF 15	8240.8888.050	9994.057	5(5LD825-4)	CONT TECHN.BD130/50	CPTO
FF 15	9340.8888.051	9996.998	5(5LD930-4)	CONT TECHN.BD130/51	CPTO
FF 11	8220.8888.052	9987.029	5	INT 250DBR600	BPTO
FF 01	2830.8888.053	9990.940	3	CONT 160D	
FF 03	3600.8888.061	9997.504	10 - 2	INT F 187.2	BPTO
FF 02	3600.8888.062	9997.816	10 - 12	CONT AL160 LP2	BPTO
	9000.8888.090	9982.029	1	SUCO	

TAV. TAB. KIT	MATRICOLA KIT P.NO. KIT	MODULO K	PER MOTORI GRUPPO/TIPO FOR ENGINES GROUP/TYPE POUR MOTEURS GROUPE/TYPE PARA MOTORES GRUPO/TIPO	TIPO APPLICAZIONE APPLICATION TYPE TYPE D'APPLICATION APLICACION TIPO
FR 01	2760.8888.100*	9975.057	5(672/3/4)	CONT 230D500 + R.G. A 1-1,48
FR 02	2760.8888.101*	9975.061	5(672/3/4)	CONT 230D500 + R.G. C 1-2,93
FR 03	2760.8888.102	9986.091	5(672/3-832/3)	CONT 250DBR600 +R.G. A 1-1,4
FR 04	2760.8888.103*	9986.096	5(673-832/3)	CONT 250DB460 + R.G. C 1-2,93
FR 03	2780.8888.104*	9985.088	5(674-834)	CONT 310DB810 + R.G. A 1-2
FR 04	2770.8888.105*	9986.094	5(832-833)	CONT 250DB460 + R.G. C 1-1,62
FR 05	2770.8888.106	9986.092	5(832-833)	CONT 250DB460 + R.G. A 1-2(F)
FR 05	2770.8888.107	9986.093	5(672-832/3)	CONT 250DB460+R.G.A 1-2,87(F)
FR 05	2760.8888.108	9989.099	5(2-3 CYL.)	CONT 250DBR600 + R.G. A 1-2

RIDUTTORI / REDUCTION GEARS / REDUCTEURS / REDUCTORES

TAV. TAB. KIT	MATRICOLA KIT P.NO. KIT	MODULO K	PER MOTORI GRUPPO/TIPO FOR ENGINES GROUP/TYPE POUR MOTEURS GROUPE/TYPE PARA MOTORES GRUPO/TIPO	TIPO APPLICAZIONE APPLICATION TYPE TYPE D'APPLICATION APLICACION TIPO
RI 01	2830.8888.200	9999.135	2 - 3	R.G. A 1 - 2 CPTO
RI 01	2830.8888.201	9999.136	2 - 3	R.G. A 1 - 3 CPTO
RI 02	2830.8888.202	9999.137	2 - 3	R.G. A 1 - 3,8 CPTO
RI 03	2830.8888.203	9999.138	2 - 3	R.G. A 1 - 6 BPTO
RI 04	2830.8888.204*	9966.036	3 - 4	R.G. C 1 - 2,93 CPTO
RI 04	7000.8888.205	9965.012	2 - 3	R.G. C 1 - 1,95 CPTO
RI 02	2830.8888.206	9994.676	3 (ALGERIE)	R.G. A 1 - 3,8 CPTO
RI 15	2830.8888.207	9999.139	3 ALB.LUNGO	R.G. A 1 - 2 CPTO
RI 01	2720.8888.216	9982.050	4 - 7	R.G. A 1 - 2 CPTO
RI 05	2760.8888.221	9985.045	5	R.G. A 1 - 2
RI 05	2760.8888.222	9985.061	5	R.G. A 1 - 2,87
RI 06	2760.8888.223	9985.066	5	R.G. C 1 - 2,15
RI 06	2760.8888.224	9985.067	5	R.G. C 1 - 2,93
RI 05	2760.8888.225	9985.060	5	R.G. A 1 - 1,48
RI 08	5000.8888.231	9976.091	1 - 6	R.G. A 1 - 2 CPTO
RI 09	5000.8888.232	9976.092	1 - 6	R.G. A 1 - 3 CPTO
RI 10	5000.8888.233	9976.093	1 - 6	R.G. A 1 - 4 CPTO
RI 11	5000.8888.234	9976.094	1 - 6	R.G. A 1 - 6 CPTO
RI 12	9000.8888.235	9978.038	1 - 6	R.G. SQ A 1 - 2 SIN
RI 13	9000.8888.236*	9977.062	1 - 6	R.G. SQ A 1 - 3 SIN
RI 07	2760.8888.261*	9976.014	5	R.G. C 1 - 1,62 OLD
RI 14	5000.8888.262*	9989.078	LA250	R.G. C 1 - 2
	9000.8888.280	9976.090	1	R.G. A 1 - 2
	9000.8888.281	9976.089	1	R.G. A 1 - 3
	9000.8888.282	9977.091	1	R.G. C 1 - 2
	9000.8888.283		1	R.G. A 1 - 1,5
	7000.8888.290	9965.013	2	R.G. A 1 - 2
	7000.8888.292	9965.051	2	R.G. C 1 - 2

	PRESE MOTO/POWER TAKE OFF/PRISE DE FORCE/TOMA DE FUERZA				
PER MOTORI GRUPPO/TIPO FOR ENGINES GROUP/TYPE POUR MOTEURS GROUPE/TYPE PARA MOTORES GRUPO/TIPO	ALBERO A GOMITO CRANKSHAFT VILEBREQUIN CIGUENAL	VOLANO FLYWHELL VOLANT VOLANTE	ALBERO A CAMME CAMSHAFT ARBRE A CAMES EJE DE LEVAS	COPERCHIO DISTRIBUZ. TIMING GEAR SIDE COVER COUVERCLE DISTRIBUT. TAPA RODAM. LATO DISTR.	LATO COM. ACCELERAT. CONTROL SIDE COTE COMM. LATO MANDO
GR. 3	1	2			
GR. 4	1	2			
GR. 5	2	1		3	
GR. 6	1	2			
503-523-533		2	1		
GR. 7	1	2		3	
723		2	1	3	
725		1		3	
GR. 8	2	1		3	
GR. 9	2	1		3	
GR.10	1	2		3	
GR.11	2	1		3	4
GR.12	1	2		3	

TAV. TAB. KIT	MATRICOLA KIT P.NO. KIT REFERENCE KIT MATRICULA KIT	MODULO K	PER MOTORI GRUPPO/TIPO FOR ENGINES GROUP/TYPE POUR MOTEURS GROUPE/TYPE PARA MOTORES GRUPO/TIPO	TIPO APPLICAZIONE APPLICATION TYPE TYPE D'APPLICATION APLICACION TIPO
---------------------	--	----------	---	--

PP 01	2830.8888.300	9988.051	3	1 PD	1 PTO
PP 02	2830.8888.301	9988.025	3	2 PD	1 PTO
PP 04	2830.8888.302	9997.025	3	CESSNA 70142	1 PTO
PP 03	2830.8888.303	9988.026	3	BOSCH HY/ZFR1 CR101	1 PTO
PP 05	2830.8888.304	9999.859	3	1 PS CON/WITH/AVEC A.E.	2 PTO
PP 06	2830.8888.305	9999.860	3	2 PS CON/WITH/AVEC A.E.	2 PTO
PP 07	2830.8888.306	9999.862	3	1 PD CON/WITH/AVEC A.E.	2 PTO
PP 05	2830.8888.307*	9999.540	3	1 PS AE	2 PTO
PP 06	2830.8888.308*	9999.539	3	2 PS AE	2 PTO
PP 07	2830.8888.309*	9999.541	3	1 PD AE	2 PTO
PP 04	2830.8888.310	9999.976	3	VICKERS PVB 5	1 PTO
PP 02	2910.8888.327	9988.023	4 - 7	2 PD	1 PTO

(*) NON PIU DISP./NON PLUS DISPONIBLE/NOT AVAILABLE/NO SE SUMINISTRA MAS

TAV. TAB. KIT	MATRICOLA KIT P.NO. KIT REFERENCE KIT MODULO K MATRICULA KIT	PER MOTORI GRUPPO/TIPO FOR ENGINES GROUP/TYPE POUR MOTEURS GROUPE/TYPE PARA MOTORES GRUPO/TIPO	TIPO APPLICAZIONE APPLICATION TYPE TYPE D'APPLICATION APLICACION TIPO		
PP 08	2720.8888.328	9990.025	4	2 PS	2 PTO
PP 09	2720.8888.329*	9966.010	4	2 PD BD	2 PTO
PP 03	2720.8888.330	9988.024	4 - 7	BOSCH HY/ZFR1 CR101	1 PTO
PP 04	2720.8888.331	9997.027	4 - 7	CESSNA 70142	1 PTO
PP 08	2720.8888.332	9990.024	4	1 PS	2 PTO
PP 08	2720.8888.333	9990.023	4	BOSCH HY/ZFR1 CL101	2 PTO
PP 09	2720.8888.334	9966.001	4	1 PD BD	2 PTO
PP 10	2720.8888.335*	9987.035	4 - 7	3 PD	1 PTO
PP 11	2760.8888.351	9991.016	5	2 PD	1 PTO
PP 12	2760.8888.352	9991.076	5	3 PD	1 PTO
PP 13	2760.8888.353	9991.074	5	BOSCH HY/ZFR1 CR101	1 PTO
PP 14	2760.8888.354*	9995.016	5	SAUER SPV 15	1 PTO
PP 14	2760.8888.355	9990.091	5	SAUER SPV 18/SUNSTRAND 18	1 PTO
PP 14	2760.8888.356	9996.069	5	VICKERS TA19/CESSNA 70442	1 PTO
PP 16	2760.8888.357	9989.059	5	2 PS	2 PTO
PP 16	2760.8888.358	9991.071	5	3 PS	2 PTO
PP 16	2760.8888.359	9989.060	5	BOSCH HY/ZFR1 CL101	2 PTO
PP 17	2760.8888.360	9993.095	5	SUNSTRAND 15	2 PTO
PP 17	2760.8888.361	9995.037	5	SUNSTRAND 18	2 PTO
PP 17	2760.8888.362	9997.089	5	VICKERS TA19/CESSNA 70442	2 PTO
PP 17	2760.8888.363	9999.263	5	VIC.TA19+PUL.1 GOL.D.P.152	2 PTO
PP 18	2760.8888.364*	9967.091	5 (...1983)	1 PD	3 PTO
PP 18	2760.8888.365*	9975.077	5 (...1983)	2 PD	3 PTO
PP 18	2760.8888.367*	9967.060	5 (...1983)	BOSCH HY/ZFR1 CR101	3 PTO
PP 20	2760.8888.368	9982.002	5	SAUER SPV 20-21-22	3 PTO
				SUNSTRAND 20-21-22	3 PTO
				SMIT P 22/EATON 33-39-46	3 PTO
PP 18	2760.8888.369*	9977.034	5	VICKERS PVB 5	3 PTO
PP 17	2760.8888.370	9993.019	5	VICKERS TA 15 CPTO	2 PTO
				SMIT P 18	2 PTO
PP 17	2760.8888.371*	9997.745	5	SAUER SPV 15 VERT.	2 PTO
PP 17	2760.8888.372	9997.746	5	SAUER SPV 18 VERT.	2 PTO
PP 20	2760.8888.373	9999.651	5	SAUER SPV 23/SMIT P 23	1 PTO
				EATON 54	1 PTO
PP 14	2760.8888.374	9975.055	5	VICKERS TA 15/SMIT P 18	1 PTO
PP 17	2760.8888.375	9997.775	5	CESSNA 70442 VERT.	2 PTO
PP 21	2760.8888.376	9997.788	5	HYDROMATIC A7N GN55	1 PTO
PP 19	8220.8888.377	9997.929	5 (1983...)	2 PD	3 PTO
PP 31	8240.8888.378	9992.046	5	VM P 7V	1 PTO
PP 19	8220.8888.379	9996.183	5 (1983...)	1 PD	3 PTO
PP 19	8220.8888.380	9996.184	5 (1983...)	BOSCH HY/ZFR1 CR101	3 PTO
PP 33	8220.8888.381	9984.041	5	LINDE GULDNER PV-PF 35-50	1 PTO
PP 31	8220.8888.382	9993.029	5	VM P 5V	1 PTO
PP 34	8220.8888.383	9987.092	5	EATON 33.39.46	2 PTO
PP 16	8220.8888.384	9999.588	5	TUROLIA TF 200	2 PTO
PP 19	8220.8888.385	9996.186	5	TUROLIA TF 200	3 PTO
PP 37	2760.8888.386	9975.045	5	3,5 PD	1 PTO

TAV. TAB. KIT	MATRICOLA KIT P.NO. KIT REFERENCE KIT MATRICULA KIT	MODULO K	PER MOTORI GRUPPO/TIPO FOR ENGINES GROUP/TYPE POUR MOTEURS GROUPE/TYPE PARA MOTORES GRUPO/TIPO	TIPO APPLICAZIONE APPLICATION TYPE TYPE D'APPLICATION APLICACION TIPO	
PP 01	5000.8888.401	9988.052	6	1 PD	1 PTO
PP 02	5000.8888.402	9988.053	6	2 PD	1 PTO
PP 22	5000.8888.403*	9982.034	6	1 PS (500-520 SR)	2 PTO
PP 22	5000.8888.404	9996.501	6	1 PS (500-520-530)	2 PTO
PP 22	5030.8888.405*	9999.279	6	1 PD (503-523 SR)	2 PTO
PP 22	5330.8888.406*	9999.280	6	1 PD (533 SR)	2 PTO
PP 03	5000.8888.407	9994.400	6	TUROLLA	1 PTO
PP 23	7100.8888.426	9989.018	7	1 PS	3 PTO
PP 23	7100.8888.427	9989.035	7	2 PS	3 PTO
PP 23	7100.8888.428	9989.034	7	BOSCH HY/ZFR1 CL101	3 PTO
PP 11	9040.8888.451	9988.090	8 - 9	2 PD	1 PTO
PP 12	9040.8888.452	9991.005	8 - 9	3 PD	1 PTO
PP 13	9040.8888.453	9988.091	8 - 9	BOSCH HY/ZFR1 CR101	1 PTO
PP 15	9040.8888.454	9990.048	8 - 9	SAUER SPV 18/SUNTRAND 18	1 PTO
PP 11	9040.8888.455	9998.082	8 - 9	CESSNA 70142	1 PTO
PP 15	9040.8888.456	9999.663	8 - 9	CESSNA 70442	1 PTO
PP 24	9040.8888.457	9989.043	8	2 PS	2 PTO
PP 24	9040.8888.458	9989.044	8	BOSCH HY/ZFR1 CL101	2 PTO
PP 25	9040.8888.459	9989.005	8	1 PD (L.D.)	3 PTO
PP 25	9040.8888.460	9989.032	8	2 PD (L.D.)	3 PTO
PP 26	9040.8888.461	9988.082	8	1 PS (L.V.)	3 PTO
PP 26	9040.8888.462	9988.083	8	2 PS (L.V.)	3 PTO
PP 15	9040.8888.463	9996.035	8 - 9	VICKERS TA19/CESSNA 70442	1 PTO
PP 25	9040.8888.464	9989.033	8	BOSCH HY/ZFR1 CR101(L.D.)	3 PTO
PP 26	9040.8888.465*	9989.031	8	BOSCH HY/ZFR1 CL101(L.V.)	3 PTO
PP 15	9040.8888.466	9990.081	8 - 9	VICKERS TA 15/SMIT 18	1 PTO
PP 27	9040.8888.467	9989.009	8	1 PD (L.D.) / 1 PS (L.V.)	3 PTO
PP 27	9040.8888.468	9989.008	8	1 PD (L.D.) / 2 PS (L.V.)	3 PTO
PP 27	9040.8888.469	9990.046	8	2 PD (L.D.) / 1 PS (L.V.)	3 PTO
PP 27	9040.8888.470	9991.078	8	2 PD (L.D.) / 2 PS (L.V.)	3 PTO
PP 27	9040.8888.471*	9990.049	8	BOSCH CR (L.D.)-CL (L.V.)	3 PTO
PP 27	9040.8888.472	9999.034	8	BOSCH CR (L.D.)-1PS(L.V.)	3 PTO
PP 32	9040.8888.473	9996.570	8 - 9	DANFOSS VPA 20	1 PTO
PP 25	9040.8888.474	9997.830	8	TUROLLA TF 200 (L.D.)	3 PTO
PP 15	5600.8888.501	9999.027	8 - 9	SAUER SPV 15	1 PTO
PP 28	5600.8888.502	9997.161	9	2 PS	2 PTO
PP 29	5600.8888.503	9997.134	9 - 10	1 PS / TUROLLA TFP 100	3 PTO
PP 29	5600.8888.504	9997.160	9 - 10	2 PS / TUROLLA TFP 200	3 PTO
		9986.657	9 - 10	2 PS	
PP 29	5600.8888.505	9997.335	9 - 10	AA SAE J 744	3 PTO
PP 29	5600.8888.506	9997.520	9 - 10	BOSCH HY/ZFR1 CL101	3 PTO
PP 15	5600.8888.507	9997.918	8 - 9	SAUER SPV 15 ALB.SCAN.	1 PTO
PP 32	5600.8888.512	9994.472	9	DANFOSS VPA 20	1 PTO
PP 30	3600.8888.526	9997.373	10 - 12	AXIAL PUMP APVC15/20 CPTO	1 PTO
				SAUER SPV 15	
PP 03	3600.8888.527	9997.575	10 - 12	2 PD	1 PTO
PP 30	3600.8888.529	9997.611	10 - 12	CESSNA 70142	1 PTO
PP 30	3600.8888.530	9997.768	10	VICKERS TA 19	1 PTO

(*) NON PIU DISP./NON PLUS DISPONIBLE/NOT AVAILABLE/NO SE SUMINISTRA MAS

TAV. TAB. KIT	MATRICOLA KIT P.NO. KIT REFERENCE KIT MODULO K MATRICULA KIT	PER MOTORI GRUPPO/TIPO FOR ENGINES GROUP/TYPE POUR MOTEURS GROUPE/TYPE PARA MOTORES GRUPO/TIPO	TIPO APPLICAZIONE APPLICATION TYPE TYPE D'APPLICATION APLICACION TIPO		
PP 30	3600.8888.531	9997.802	10 - 12	VICKERS PVB 5	1 PTO
PP 03	3600.8888.532	9997.931	10 - 12	BOSCH HY/ZFR1	1 PTO
PP 30	3600.8888.533	9997.570	10 - 12	SAUER SPV 15 ALB.SCAN.	1 PTO
PP 38	6250.8888.550	9996.594	11	2 PS	3 PTO
PP 38	6250.8888.551	9996.595	11	1 PS	3 PTO
PP 40	6250.8888.552	9996.596	11	1 PS	4 PTO
PP 12	6250.8888.553	9994.610	11	3 PD	1 PTO
PP 13	6250.8888.554	9994.612	11	BOSCH HY/ZFR1 CR101	1 PTO
PP 15	6250.8888.555	9994.613	11	CESSNA 70422	1 PTO
PP 15	6250.8888.556	9994.615	11	CESSNA 70442/VICKERS TA19	1 PTO
PP 15	6250.8888.557	9994.616	11	SAUER SPV 18/SUNSTRAND 18	1 PTO
PP 15	6250.8888.558	9994.617	11	SAUER SPV 15	1 PTO
PP 15	6250.8888.559	9994.619	11	VICKERS TA 19/SMIT 18	1 PTO
PP 20	6250.8888.560	9994.618	11	SAUER SPV 20-21-22 SUNSTRAND 20-21-22 SMIT P 22/EATON 33-39-46	1 PTO
PP 20	6250.8888.561	9994.621	11	SMIT P 23/EATON 54	1 PTO
PP 31	6250.8888.562	9994.623	11	VM P5V/SAUER SPV 23	1 PTO
PP 31	6250.8888.563	9994.624	11	VM P7V	1 PTO
PP 32	6250.8888.564	9994.620	11	DANFOSS VPA 20	1 PTO
PP 35	6250.8888.565	9994.609	11	2 PD	1 PTO
PP 35	6250.8888.566	9994.614	11	CESSNA 70142	1 PTO
PP 35	6250.8888.567	9994.631	11	TUROLLA/MARZOCCHI	1 PTO
PP 36	6250.8888.568	9994.639	11	SAUER/SUNTRAND 18 VERT.	1 PTO
PP 38	6250.8888.569	9994.773	11	BOSCH HY/ZFR1 CL101	3 PTO
PP 39	6250.8888.570	9994.423	11	2 PS	2 PTO
PP 39	6250.8888.571	9994.424	11	3 PS	2 PTO
PP 41	4350.8888.580	9993.405	12	BOSCH HY/ZFR	3 PTO
PP 41	4350.8888.581	9994.885	12	1 PD	3 PTO
PP 41	4350.8888.582	9994.887	12	2 PD	3 PTO
PP 42	105.8888.585	9990.455	32-33-34	2 PD	3 PTO
PP 43	104.8888.590	9990.223	30-31	1 PD + 1 PS	3-4 PTO
PP 43	104.8888.591	9990.745	30-31	2 PD + 2 PS	3-4 PTO

TAV. TAB. KIT	MATRICOLA KIT P.NO. KIT REFERENCE KIT MATRICULA KIT	MODULO K	PER MOTORI GRUPPO/TIPO FOR ENGINES GROUP/TYPE POUR MOTEURS GROUPE/TYPE PARA MOTORES GRUPO/TIPO	TIPO APPLICAZIONE APPLICATION TYPE TYPE D'APPLICATION APLICACION TIPO
	7400.8888.153		2	12 V - 190 W C.C. SR
	7400.8888.154		2	12 V - 120 W C.A. SR
	7400.8888.155		2	12 V - 130 W C.C. AE
	7400.8888.156		2	12 V - 120 W C.A. AE
	7400.8888.157		2	12 V - 130 W C.A. A.A.
	7400.8888.158		2	12 V - 120 W C.C. A.A.
IL 01	5000.8888.602	9993.354	6(260-325)CI-CS	12 V - 50 W C.C.
IL 02	5000.8888.603		6(260-325)CI-CS	12 V - 40 W C.A.
IL 01	5300.8888.604		6(360) CI	12 V - 50 W C.C.
IL 02	5300.8888.605		6(360) CI	12 V - 40 W C.A.
IL 01	5400.8888.606		6(360-400) CS	12 V - 50 W C.C.
IL 02	5400.8888.607	9993.355	6(360-400) CS	12 V - 40 W C.A.
IL 03	2830.8888.608		3 - 4	12 V - 130 W C.C.
IL 03	2830.8888.609		3 - 4	12 V - 120 W C.A.
	1470.8888.951		IH	12 V - 50 W C.C.
	1470.8888.952		IH	12 V - 50 W C.A.

TAV. TAB. KIT	MATRICOLA KIT P.NO. KIT	MODULO K	PER MOTORI GRUPPO/TIPO FOR ENGINES GROUP/TYPE POUR MOTEURS GROUPE/TYPE PARA MOTORES GRUPO/TIPO	TIPO APPLICAZIONE APPLICATION TYPE TYPE D'APPLICATION APLICACION TIPO
	9000.8888.611		1 (LA)	DINAM.
	9000.8888.612		1 (LA)	DINAM.
	1470.8888.613		1 (IM)	DINAM.
	7000.8888.614		2 (LA)	DINAM.
	6900.8888.615		LAP 400	DINAM.
	7300.8888.616		LAP 490	DINAM.
	7100.8888.617		LAP 490	DINAM. SIN
	7300.8888.618		LAP 490	DINAM. SIN
	7200.8888.619		2 (LA)	DINAM. SIN
AV 13	2920.8888.621*	9994.532	3 (3LD510)	ELASTOMERIC
AV 01	2830.8888.626	9999.830	3	12V 12A
AV 02	2910.8888.627	9985.028	4	12V 12A R.B.
AV 03	7100.8888.628	9991.006	7	12V 12A R.B.
AV 02	2700.8888.629*	9985.028	4	12V 12A
AV 04	9040.8888.632*	9990.020	8	12V 14A
AV 03	7100.8888.633*	9990.073	7	12V 12A
AV 05	5000.8888.634*	9999.282	6	12V 4A
AV 06	2760.8888.635*	9968.029	5(672/3-832/3)	MANOV. (...1983)
AV 07	2830.8888.637*		3	DINAM.L.ASP.
AV 08	2830.8888.638*		3/SIN	DINAM.L.SC.
AV 07	2830.8888.639*		3	DINAM.L.ASP.SUPP.AL.
AV 08	2830.8888.640*		3	DINAM.L.SC.SUPP.BAS.
AV 09	2850.8888.641*		3 (MARINO)	12V 12A
AV 04	9040.8888.643	9990.022	8	12V 14A R.B.
AV 10	2730.8888.644	9999.851	3	MANOV. NO AE
AV 05	5000.8888.645	9999.282	6 (BOSCH)	12V 4A BOSCH
AV 11	5600.8888.646*	9997.135	9	12V 12A R.B.
AV 11	5600.8888.647*	9997.145	9	12V 12A
AV 11	5600.8888.649	9997.507	9	12V 16A R.B.
AV 12	8220.8888.650	9996.103	5 (1983...)	12V 14A R.B.
AV 14	3950.8888.655	9997.539	10	12V 16A R.B.
AV 15	9040.8888.656	9994.227	8	MANOV.

PREDISPOSIZIONI CONVERTITORI / FITTINGS FOR TORQUE CONVERTER
 PREDISPOSITIONS CONVERTISSEUR DE COUPLE / PREDISPOSICIONES CONVERTIDORES

TAV. TAB. KIT	MATRICOLA KIT P.NO. KIT	MODULO K	PER MOTORI GRUPPO/TIPO FOR ENGINES GROUP/TYPE POUR MOTEURS GROUPE/TYPE PARA MOTORES GRUPO/TIPO	TIPO APPLICAZIONE APPLICATION TYPE TYPE D'APPLICATION APLICACION TIPO
CV 01	2760.8888.671	9996.076	5(3-4 CYL.)	BORG/BECK 11/BORG-WARNER T 12

TAV. TAB. KIT	MATRICOLA KIT P.NO. KIT	MODULO K	PER MOTORI GRUPPO/TIPO FOR ENGINES GROUP/TYPE POUR MOTEURS GROUPE/TYPE PARA MOTORES GRUPO/TIPO	TIPO APPLICAZIONE APPLICATION TYPE TYPE D'APPLICATION APLICACION TIPO
	9000.8888.700		2 (LA)	P.C. 3 GOL. "A" diam. 90
	9000.8888.701		2 (LA)	P.C. 1 GOL. "A" diam.137
	9000.8888.702		1 (LA)	P.C. 2 GOL. "A" diam. 82
	9000.8888.703		1 (LA)	P.C. 3 GOL. "A" diam. 75
	7000.8888.711		2 (LA)	P.C. 3 GOL. "A" diam.120
	7000.8888.712		2 (LA)	P.C. 3 GOL. "A" diam.135
	7000.8888.713		2 (LA)	P.C. 2 GOL. "A" diam. 85
	7000.8888.714		2 (LA)	P.C. 2 GOL. "B" diam.115
GE 01	2830.8888.726	9966.098	3	G.E.GIUBO MOT.IND.
GE 02	2790.8888.727	9981.083	4(100-820)-7	G.E.GIUBO MOT.IND.
GE 03	2760.8888.728	9978.019	5(2/3 CYL)-8-9	G.E.GIUBO FR.BPTO
GE 03	2770.8888.729	9968.038	5(2/3 CYL)	G.E.GIUBO VOL.IND.
GE 01	5000.8888.731	9978.007	6	G.E.
GE 01	2700.8888.732*	9978.003	4	G.E.
GE 01	9000.8888.733	9978.017	1 - 6	G.E.
GE 04	5000.8888.734*	9981.047	6	G.E.
GE 02	9000.8888.735	9967.032	2 - 3 - 4(96)	G.E.
GE 05	2760.8888.736	9977.035	5(834-L54)	G.E.GIUBO F.R.& R.G.& FR.BPTO
GE 01	2790.8888.737	9967.031	4(96)	G.E.GIUBO MOT.IND.
GE 04	5000.8888.738	9978.008	1 - 6	G.E.
GE 05	8340.8888.739	9986.064	5(834-L54)	G.E.GIUBO VOL.IND.
GE 03	2830.8888.740*	9980.001	3	G.E.
GE 06	9040.8888.741	9990.002	5(672)-8-9	G.E.GIUBO VOL.IND.
GC 02	2790.8888.743*	9979.079	4(100-820)	G.C.
GC 01	2830.8888.744*	9965.008	2 - 3	G.C.
GC 01	2790.8888.745*	9965.032	4(96)-7	G.C.
GC 03	5000.8888.751	9980.076	1 - 6	G.C. 2 GOL. diam. 85
PU 01	2830.8888.752	9999.126	2 - 3	P.C. 3 GOL. diam.105
PU 01	2720.8888.753	9967.007	4(96) - 7	P.C. 3 GOL. diam.120
PU 02	2790.8888.754*	9979.078	4	P.C.
PU 03	9000.8888.755	9977.018	1 - 6	P.C.
PU 01	7000.8888.757		2 - 3	P.C.
PU 02	2790.8888.758*	9968.058	4	GR.C.
PU 01	2830.8888.759*		3	GR.C.
GC 03	2830.8888.760*		3	GR.C.

PREDISPOSIZIONI CAMBI / FITTINGS FOR GEAR-BOXES
 PREDISPOSITIONS CHANGEMENT DE MARCHE / PREDISPOSICIONES CAMBIOS

TAV. TAB. KIT	MATRICOLA KIT P.NO. KIT	MODULO K	PER MOTORI GRUPPO/TIPO FOR ENGINES GROUP/TYPE POUR MOTEURS GROUPE/TYPE PARA MOTORES GRUPO/TIPO	TIPO APPLICAZIONE APPLICATION TYPE TYPE D'APPLICATION APLICACION TIPO
PC 01	2790.8888.831	9965.078	3-4-7-8-9	HURT 819/926 819.05.000.20.02

(*) NON PIU DISP./NON PLUS DISPONIBLE/NOT AVAILABLE/NO SE SUMINISTRA MAS

TAV. TAB. KIT	MATRICOLA KIT P.NO. KIT	MODULO K	PER MOTORI GRUPPO/TIPO FOR ENGINES GROUP/TYPE POUR MOTEURS GROUPE/TYPE PARA MOTORES GRUPO/TIPO	TIPO APPLICAZIONE APPLICATION TYPE TYPE D'APPLICATION APLICACION TIPO
PR 01	2830.8888.836	9992.043	3	1'' CYL.
PR 01	2790.8888.837	9992.044	4 - 7	1'' 1/2 CYL.
PR 02	2760.8888.838	9989.090	5 - 8 - 9	2'' CYL.
PR 02	2760.8888.839*	9989.089	5 - 8 - 9	1'' 1/2 CYL.
PR 03	5000.8888.840	9996.023	6	26,6 X 126 CYL.
PR 02	8220.8888.841	9997.832	5 - 8 - 9	1''1/2 CYL.
PR 02	8220.8888.842	9997.833	5 - 8 - 9	2'' CYL.
PR 02	9040.8888.843	9996.790	8	1'' 1/2 CYL.

PROTEZIONI PULEGGE / PULLEY GUARDS
 PROTECTIONS POULIES / PROTECCIONES POLEAS

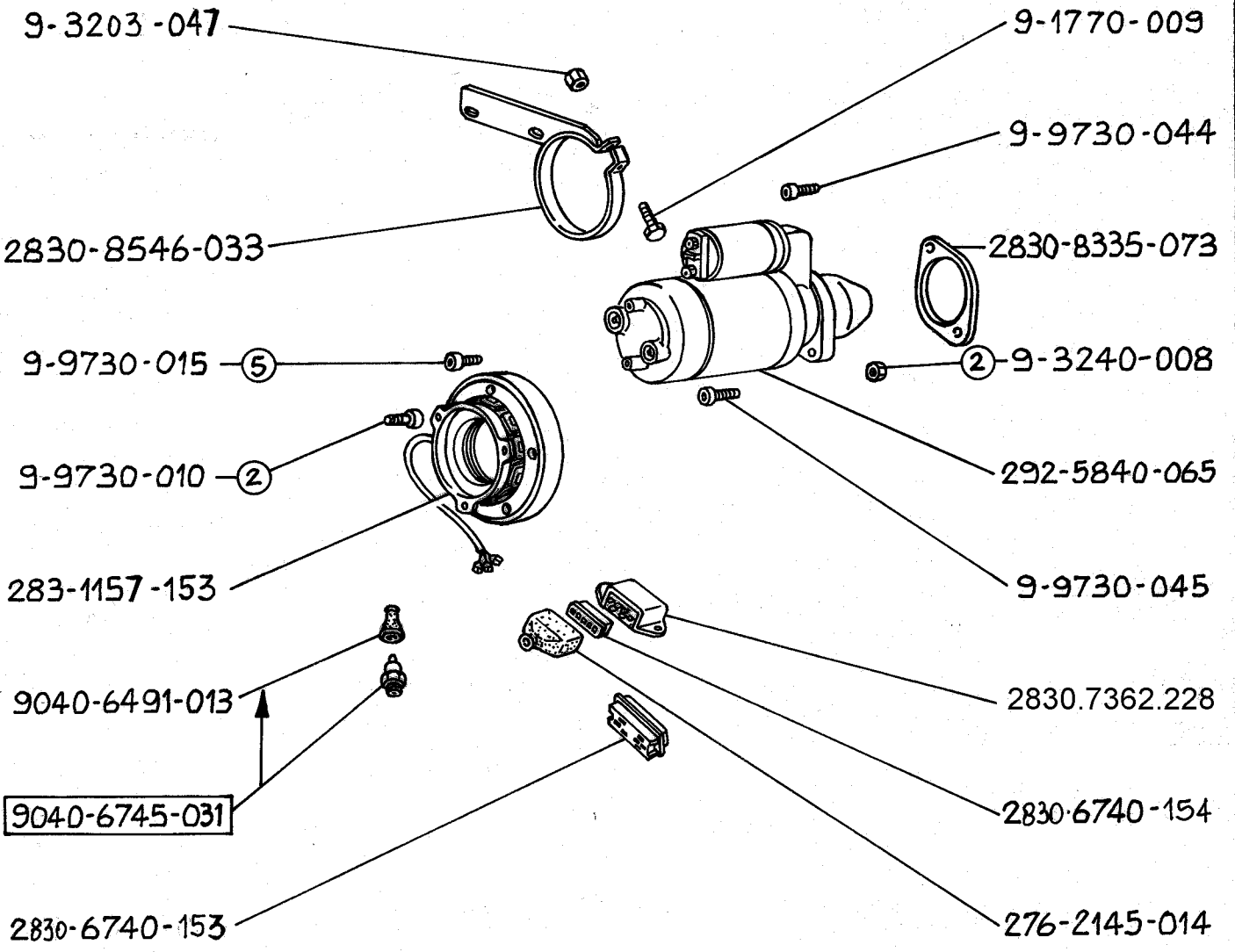
TAV. TAB. KIT	MATRICOLA KIT P.NO. KIT	MODULO K	PER MOTORI GRUPPO/TIPO FOR ENGINES GROUP/TYPE POUR MOTEURS GROUPE/TYPE PARA MOTORES GRUPO/TIPO	TIPO APPLICAZIONE APPLICATION TYPE TYPE D'APPLICATION APLICACION TIPO
PG 01	2830.8888.861	9999.536	3	PER MOTORI CON AVV.ELETTR. FOR ENG.WITH.ELECTR.STARTING POUR MOT.AVEC DEMARRAGE EL. PARA MO.CON ARRANQUE ELECT.
PG 01	2830.8888.862	9999.537	3	PER MOTORI CON AVV.STRAPPO FOR ENG.WITH ROPE STARTING POUR MOT.AVEC LANCEM.CORDEL. PARA MOT.CON ARRANQUE CUERDA
PG 02	5200.8888.865	9999.794	6	6LD260-325
PG 02	5300.8888.866	9999.793	6	6LD360-400

TAV. TAB. KIT	MATRICOLA KIT P.NO. KIT REFERENCE KIT MATRICULA KIT	MODULO K	PER MOTORI GRUPPO/TIPO FOR ENGINES GROUP/TYPE POUR MOTEURS GROUPE/TYPE PARA MOTORES GRUPO/TIPO	TIPO APPLICAZIONE APPLICATION TYPE TYPE D'APPLICATION APLICACION TIPO
PN 01	5000.8888.868	9997.478	6	PER MOTORI SENZA PIEDI FOR ENGINES WITHOUT MOUNTS POUR MOTEURS SANS PIEDS PARA MOTORES SIN PIES
PN 01	5000.8888.869	9997.479	6	PER MOTORI CON PIEDI FOR ENGINES WITH MOUNTS POUR MOTEURS AVEC PIEDS PARA MOTORES CON PIES
PN 01	2830.8888.870*	9997.541	3	PER MOT.SENZA PIEDI E A.E. FOR ENGINES WITHOUT ELECT. STARTING AND MOUNTS POUR MOTEURS SANS DEMARRAGE ELECTR. ET SANS PIEDS PARA MOT.SIN ARR.EL.Y SIN PIE
PN 01	2830.8888.871	9997.540	3	PER MOT.CON PIEDI E SENZA A.E FOR ENGINES WITH MOUNTS WITHOUT ELECTR.STARTING POUR MOTEURS AVEC PIEDS ET SANS DEMARRAGE ELECTR. PARA MOT.CON PIES SIN ARR.EL.
	1580.8888.875		1 (IM)	PER MOTORI CON AUTOAVVOLGENTE FOR ENGINES WITH REWIND START POUR MOTEURS AVEC LANC.AUTOM. PARA MOTORES CON AUTOBOBINADO
PN 01	5000.8888.880	9994.806	6	PER MOT.INSONORIZ.SENZA PIEDI FOR DENOIS.ENG.WITHOUT MOUNTS POUR MOT.INSONOR. SANS PIEDS PARA MOT.INSONORIZ. SIN PIES
PN 01	5000.8888.881	9994.807	6	PER MOT.INSONORIZ.CON PIEDI FOR DENOIS.ENG.WITH MOUNTS POUR MOT.INSONOR. AVEC PIEDS PARA MOT.INSONORIZ. CON PIES

TAV. TAB. KIT	MATRICOLA KIT P.NO. KIT REFERENCE KIT MATRICULA KIT	MODULO K	PER MOTORI GRUPPO/TIPO FOR ENGINES GROUP/TYPE POUR MOTEURS GROUPE/TYPE PARA MOTORES GRUPO/TIPO	TIPO APPLICAZIONE APPLICATION TYPE TYPE D'APPLICATION APLICACION TIPO
DI 01	2830.8888.872*		TUTTI/ALL	ELETTROVALVOLA/ELECTROVALVE
DI 01	2720.8888.873		3 - 4	ELETTROMAGNETE/ELECTROMAGNET
DI 01	2760.8888.874*		5-6-7-8-9-10	ELETTROMAGNETE/ELECTROMAGNET
DI 02	5300.8888.882*	9994.464+ 9994.455	6	PER MOTORI STD. FOR STD. ENGINES POUR MOTEURS STD. PARA MOTORES STD.
DI 02	5300.8888.883*	9994.464+ 9994.536	6	MOTORI CON POMPA ALIMENTAZ. ENGINES WITH F.FEED PUMP MOTEURS AVEC POMPE ALIMENT. MOTORES CON BOMBA ALIMENT.
DI 03	5600.8888.884	9994.981	9	ELETTROMAGN./ELECTROMAGNET
DI 04	9040.8888.885	9994.577	8	ELETTROMAGNETE/ELECTROMAGNET
DI 05	8220.8888.886	9994.478	5	ELETTROMAGNETE/ELECTROMAGNET (COM.ACC.A MANO/HAND CONTROL)
DI 05	8220.8888.887	9994.477	5	ELETTROMAGNETE/ELECTROMAGNET (COM.ACC.DIST./REMOTE CONTR.)

..... LEGENDA SIMBOLI/SYMBOLS/SYMBOLS/SIMBOLOS/SYMBOLS
 LEGENDA SIMBOLI/SYMBOLS/SYMBOLS/SIMBOLOS/SYMBOLS

AE	Solo per motori predisposti per avviamento elettrico/Seulement pour moteurs prevus pour demarrage electrique/For engines with electrical starting adapter only/Solo para motores predispuestos para arranque electrico/nur fur Motoren mit elektrische Anlassvorrichtung
A.A.	Solo per motori con avviamento autoavvolgente/Seulement pour moter avec lanceur automatique/For engines with rewind starter/Solo para motores con autobobinado/Ohne fur Motoren mit Reversierstarter
A.E.	Avviamento elettr./Demarrage electrique/Electrical starting/Arranque electrico/Elektrischer Anlasser
ALB.SCAN.	Albero scanalato/Arbre cannele/Serrated shaft/Arbol accanalado/Nutenwelle
BD	Accoppiamento a cinghia-predisposto per carico radiale/Accouplement a courroire-prevu pour charge radial/Vee belt drive with adapter for bending load/Acoplamiento para correa-predisuesto para carga radial/Biemenantrieb-fur radiallast Voreingestellt
BPTO	Presa di moto conica/Prise de force conique/Conical P.T.O./Toma de fuerza conica/Konische Kraftabnahme
CI	Cilindro integrale/Cylindre integral/Undetacheable cylinder/Cilindro integral/Integral Zylinder
CS	Cilindro staccato/Cylindre enlevable/Detacheable cylinder/Cilindro suelto/Auswechselbaren Zylinder
CYL.	Cilindrico/Cilindrique/Cylindrical/Cilindrico/Zylindrische
CONT	Industriale/Industriel/Industrial/Industrial/Industriell
CPTO	Presa di moto cilindrica/Prise de force cylindrique/Cilindrical P.T.O./Toma de fuerza cilindrica/Zylindrische Kraftabnahme
DINAM.	Avviamento elettrico con dinomotore/Demarrage electrique avec dynastar/Electrical starting with starter generator/Arranque electrico con dinomotor/Elektrischer Start mit Lichtanlasser
D.P.	Diametro primitivo/Diametre primitif/Pitch diameter/Diametro originario/Urspruenglicher Durchmesser
(F)	Francia/France/Francia/Francia/Frankreich
FR.	Frizione/Embrayage/Clutch/Embrague/Reibungskupplung
F.R.	Frizione-riduttore/Embrayage-reducteur/Clutch-reduction gear/Embrague reductor/Reibungskupplung Untersetzungsgetriebe
G.C.	Giunto centrifugo/Accouplement centrifuge/Centrifugal coupling/Acoplamiento centrifugo/Fliehkraftkupplung
G.E.	Giunto elastico/Accouplement elastique/Flexible coupling/Acoplamiento elastico/Elastische Kapplung
GOL.	Gole/Gorges/Grooves/Canales/Kehlen ri61
GR.C.	Gruppo centrifugo/Groupe centrifuge/Centrifugal group/Grupo centrifugo/Fliehkraftggruppe
INT	Autotrazione/locomotion/Automotive/Autotraccion/Fahrzeugantrieb
L.ASP.	Lato aspirazione/Cote admission/Intake side/Lado admision/Ansaugkrummerseite
L.D.	Lato distribuzione/Cote distribution/Gear train side/Lado distribucion/Steuerseite
LLC	Leva lato comando/Levier cote commande/Control side lever/Palanca lado mando/Hebel an der Bedienungsseite
L.SC.	Lato scarico/Cote echappement/Exhaust side/Lado escape/Auspuffkrummerseite
L.V.	Lato volante/Cote volant/Flywheel side/Lado volante/Schwungradseite
MANOV.	Avviamento a manovella/Lancement par manivelle/Hand-crank starting/Arranque a manivela/Kurbelanlass
MOT.IND.	Per motori industriali/Pour moteurs industriels/For industrial engines/Para motores industriales/Fur Industrietmotoren
OLD	Tipo vecchio/Type ancien/Old type/Tipo viejo/Alter Typ
P.C.	Puleggia centrifuga/Poulie centrifuge/Centrifugal pulley/Polea centrifuga/Fliehkraftriemenscheibe
PD	Rotazione destra/Rotation a droite/Clockwise rotation/Rotacion a la derecha/Rechtslauf
PTO	Presa di moto/Prise de force/P.T.O./Toma de fuerza/Kraftabnahme
PS	Rotazione sinistra/Rotation a gauche/Anticlockwise rotation/Rotacion a la izquierda/Linkslauf
PUL.	Puleggia a gole/Poule a gorges/Groove pulley/Polea acanalada/Keilriemenscheibe
R.B.	Ricarica batteria/Recharge batterie/Battery charging/Carga bateria/Batterieelader
R.G.	Riduttore/Reducteur/Reduction gear/Reductor/Untersetzungsgetriebe
SIN	Sinistro/Gauche/Left/Izquierdo/Linkslaufend Setzungsgetriebe
SQ	A squadra/D'angle/Right angle/Perpendicular/Winkeluntersetzungsgetriebe
SR	Solo per motori con avviamento a fune/Seulement pour moteurs avec demarrage par cordelette/For engines with rope starting
	only/Solo para motores con arranque a cuerda/Nur fur Motoren mit Seilstart
Supp.AL.	Supporto alto/Support haut/High support/Soport alto/Oberes Lager
SUPP.BAS.	Supporto basso/Support bas/Low support/Soport bajo/Unteres Lager
VERT	Attacco verticale/Attelage vertical/Vertical connection/Conexion vertical/Senkrechter Anschluss
VOL.IND.	Volano industriale/Volant industriel/Industrial flywheel/Volante industrial/Industrieschwungrad



20.01.1989 (C.T. 5149)

99-830

GR. 3	12V - 12A	KIT 2830.8888.626
-------	-----------	-------------------

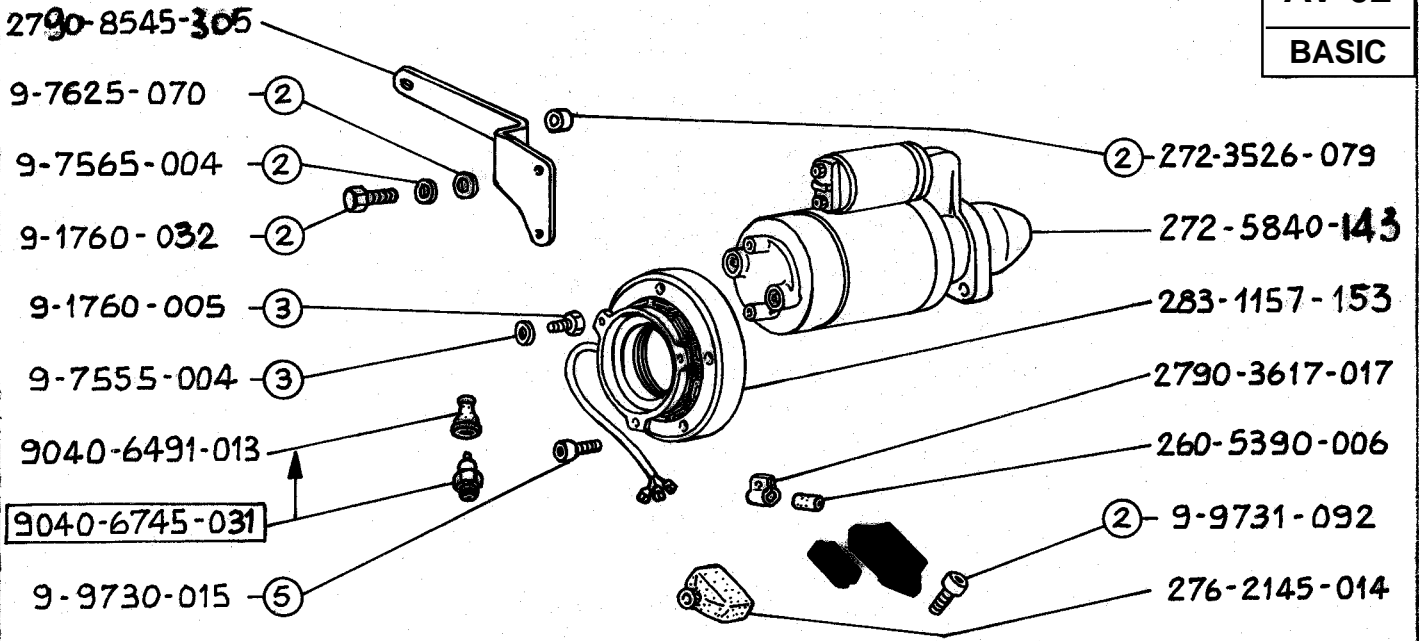
18.09.1985 - 08.03.1988 (UNIFIC. REGOLAT.)

BASIC +

GR.	KIT
-----	-----

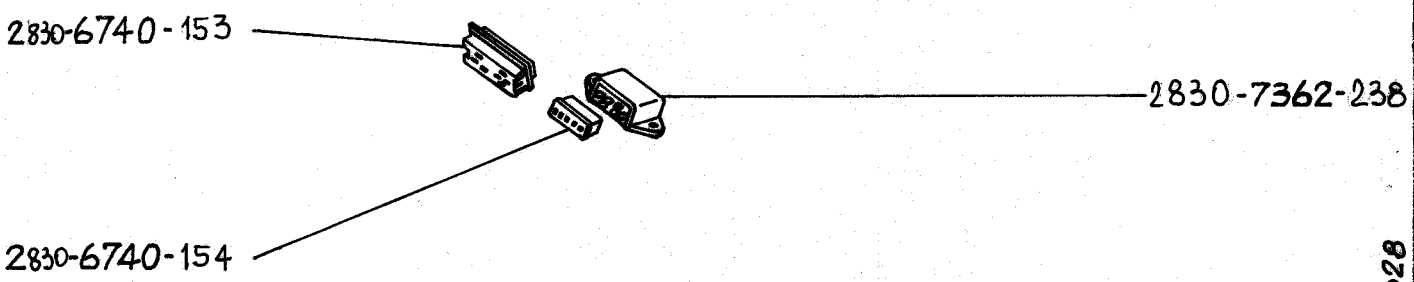
AV 02

BASIC



* NON PIU' DISPONIBILE / NO LONGER AVAILABLE

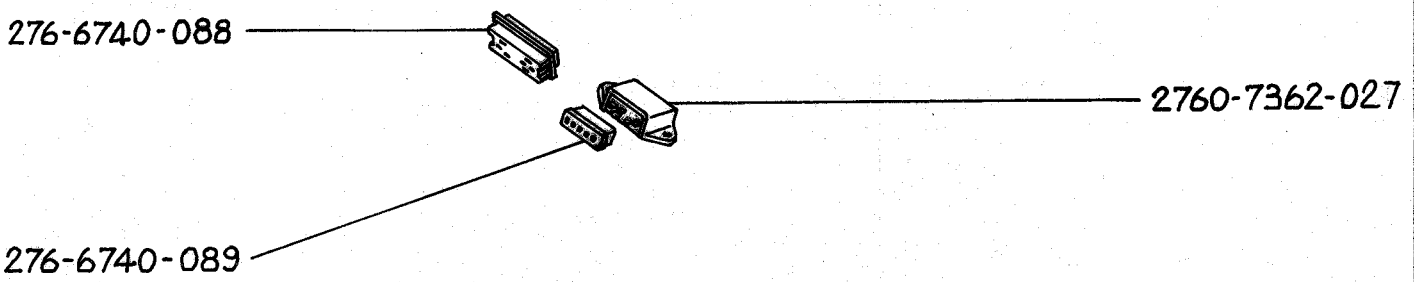
BASIC +



GR. 4 12V - 12A R.B KIT 2910.8888.627

85.028

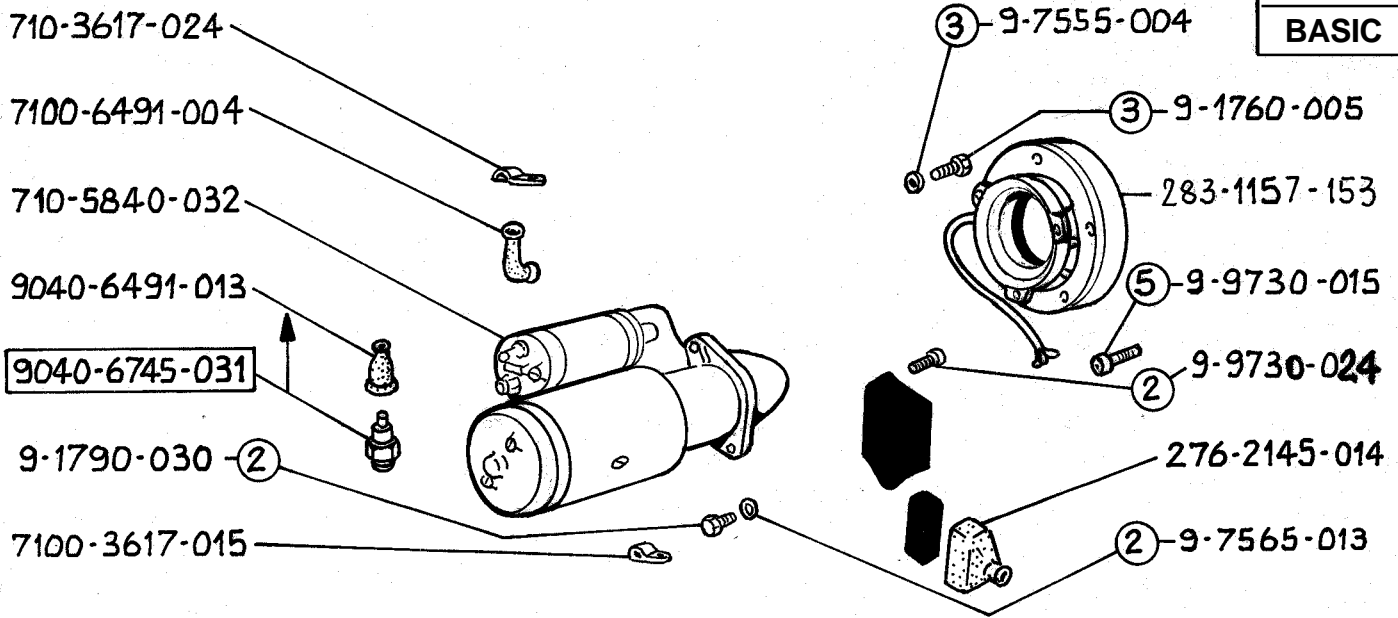
BASIC +



GR. 4 12V - 12A KIT 2700.8888.629*

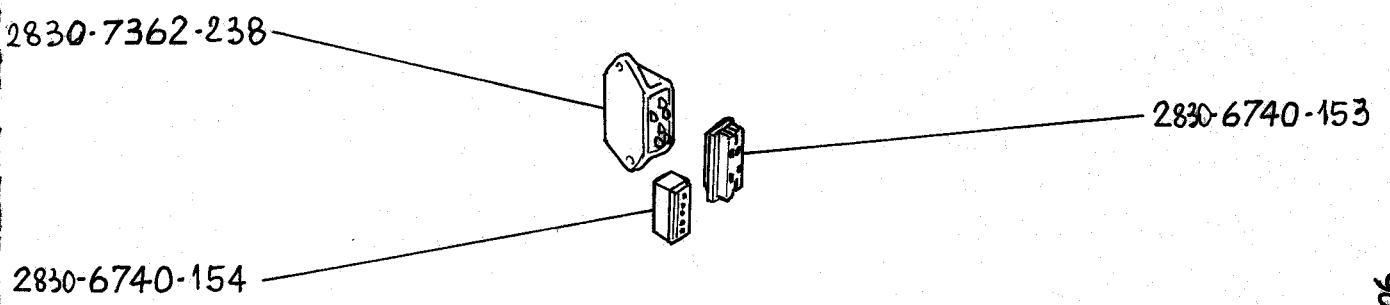
85.028

18.09.1985 20.01.1989 (C.T. 5149) 02.06.93 (CT 4000S)



*NON P.W. DISP./NO LONGER AVAILABLE

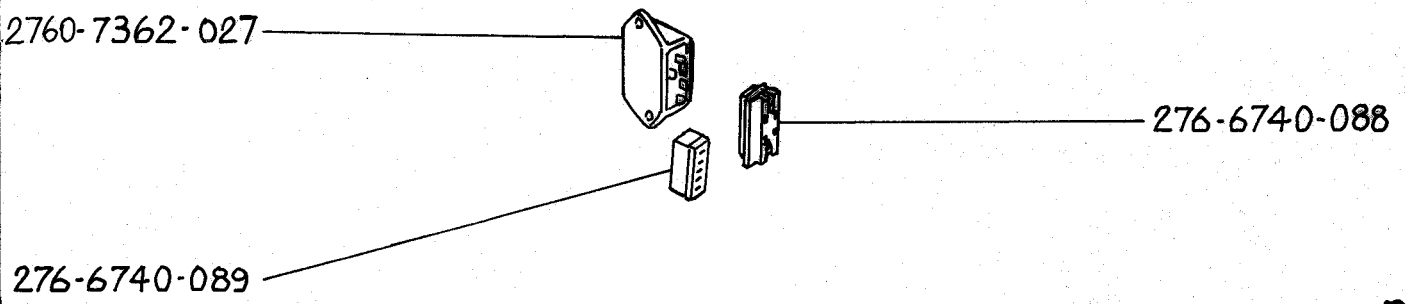
BASIC +



GR. 7 12V - 12A R.B. KIT 7100.8888.628

91.006

BASIC +



GR. 7 12V - 12A KIT 7100.8888.633*

Vedi / see 7100.8888.628

18.09.1985 - 20.01.1988 (C.T. 5149)

90.073

AV 04

BASIC

276-2145-014

9-9731-092 (2)

2830-6491-005

9040-6491-013

9040-6745-031

276-4670-014

904-3450-044

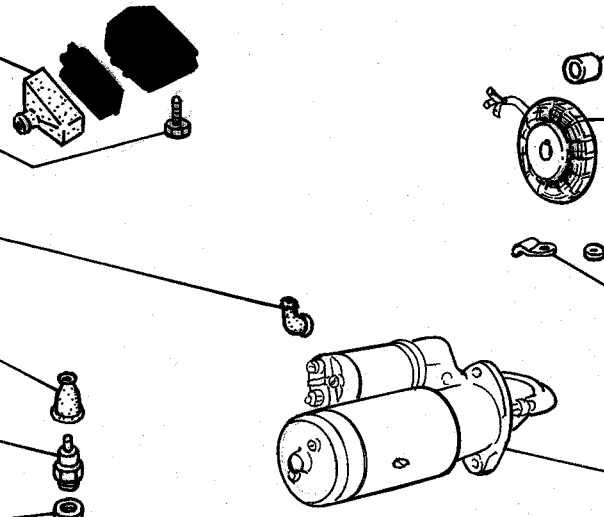
822-1157-158

9-1770-001

9-7625-010

710-3617-024

5600-5840-097



18.09.1985 - 08.03.1988 (UNIFICAZIONE DE COLORATI) 20.01.1989 (C.T.S151)* NOU PIU DISPONIBILE / NO LONGER AVAILABLE

BASIC +

276-6740-089

276-6740-088

2760-7362-027

(VEDI/SEE/VOIR 9040.8888.643)

GR. 8 12V - 14A

KIT 9040.8888.632*

90.020

BASIC +

2830-6740-154

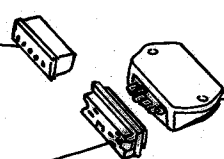
2830-6740-153

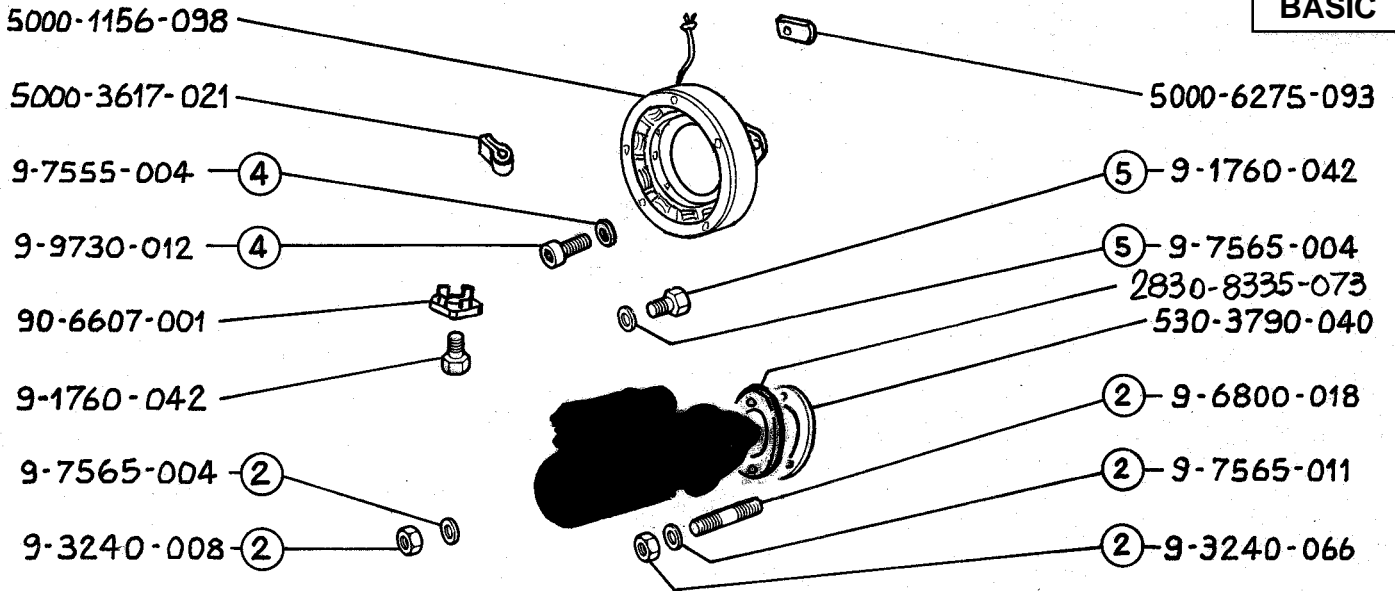
2830-7362-238

GR. 8 12V - 14A R.B


KIT 9040.8888.643

90.022





BASIC +




(1) VEDI/SEE 292.5840.065
 (2) VEDI/SEE 5000.8888.645

99.282

GR. 6 12V - 4A	KIT 5000.8888.634(2)
----------------	----------------------

BASIC +

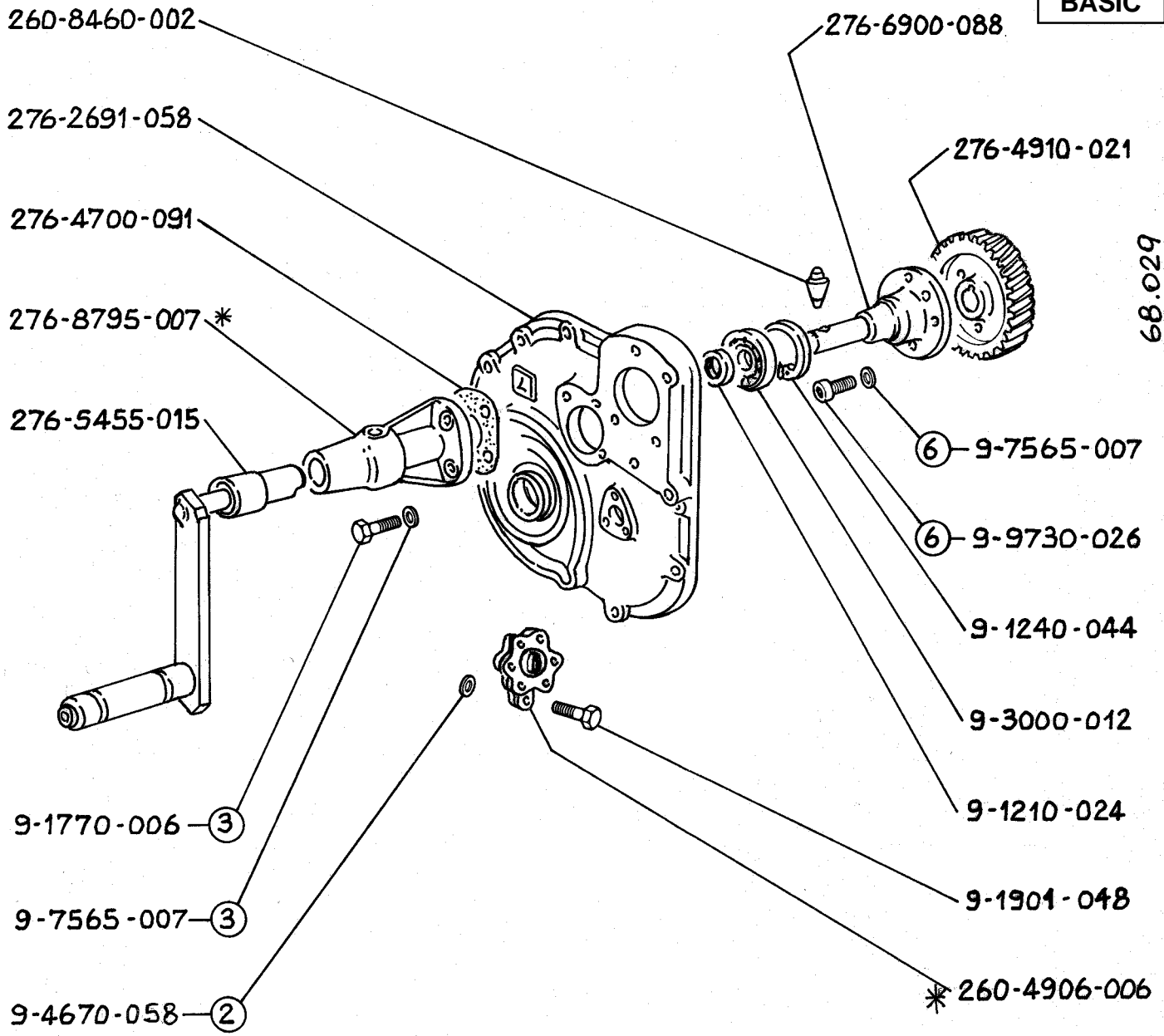


18.09.1985

99.282

GR. 6 12V - 4A	KIT 5000.8888.645
----------------	-------------------

68.029



* NON PIU' DISPONIBILE / NO MORE AVAILABLE

Ante/Before 1983

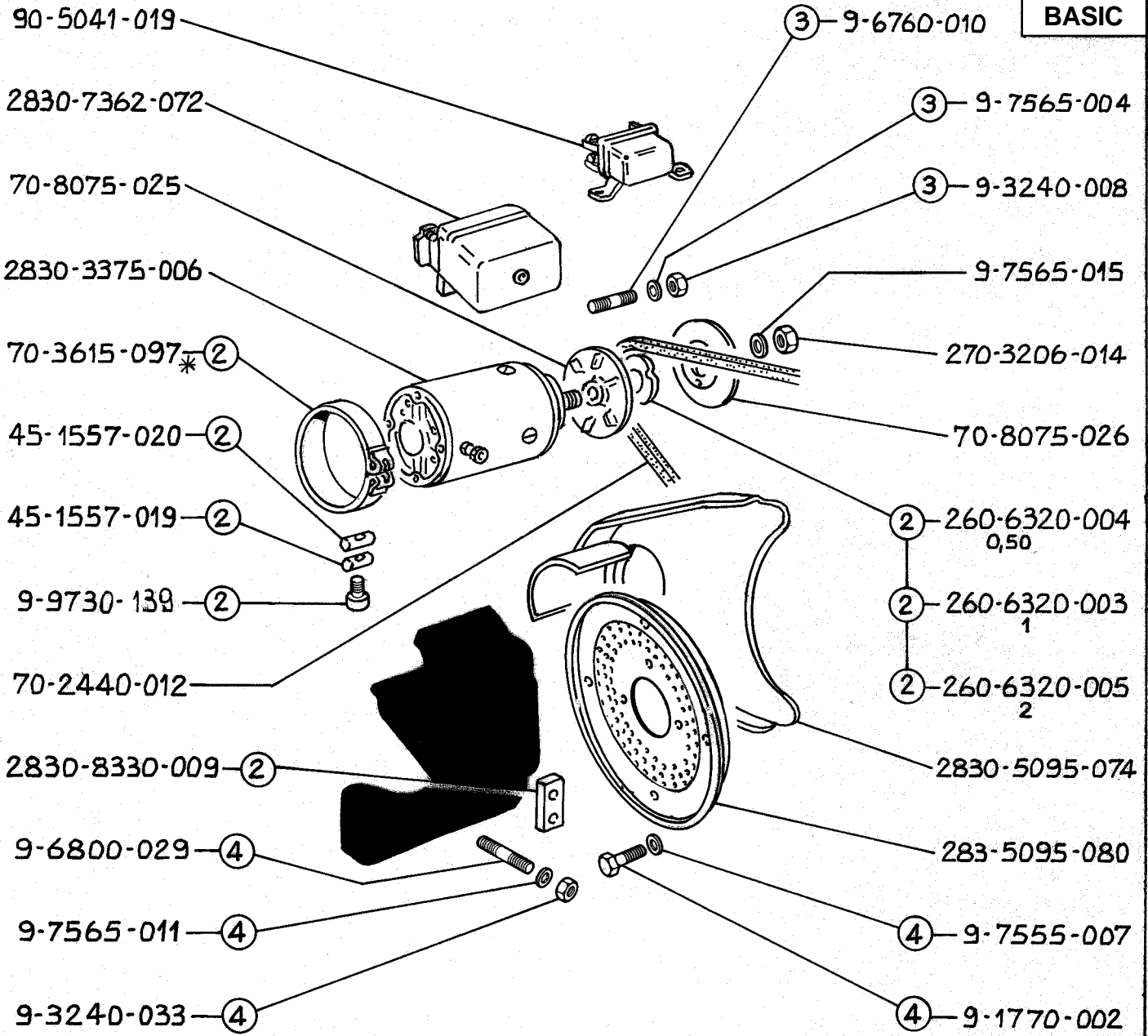
GR. 5	672-3/832-3	KIT 2760.8888.635
-------	-------------	-------------------

BASIC +	
GR.	KIT

BASIC +	
GR.	KIT

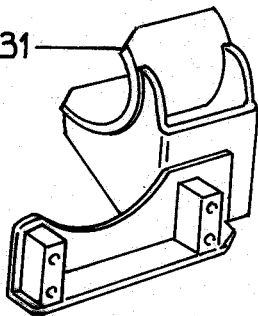
18.09.1985

* NON PIÙ DISPONIBILE / NO LONGER AVAILABLE



BASIC +

2830-8725-031

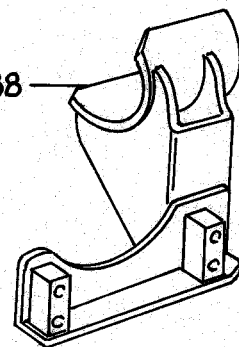


Labo aspirazione / Inlet side

GR. 3 Dinamot. KIT 2830.8888.637*

BASIC +

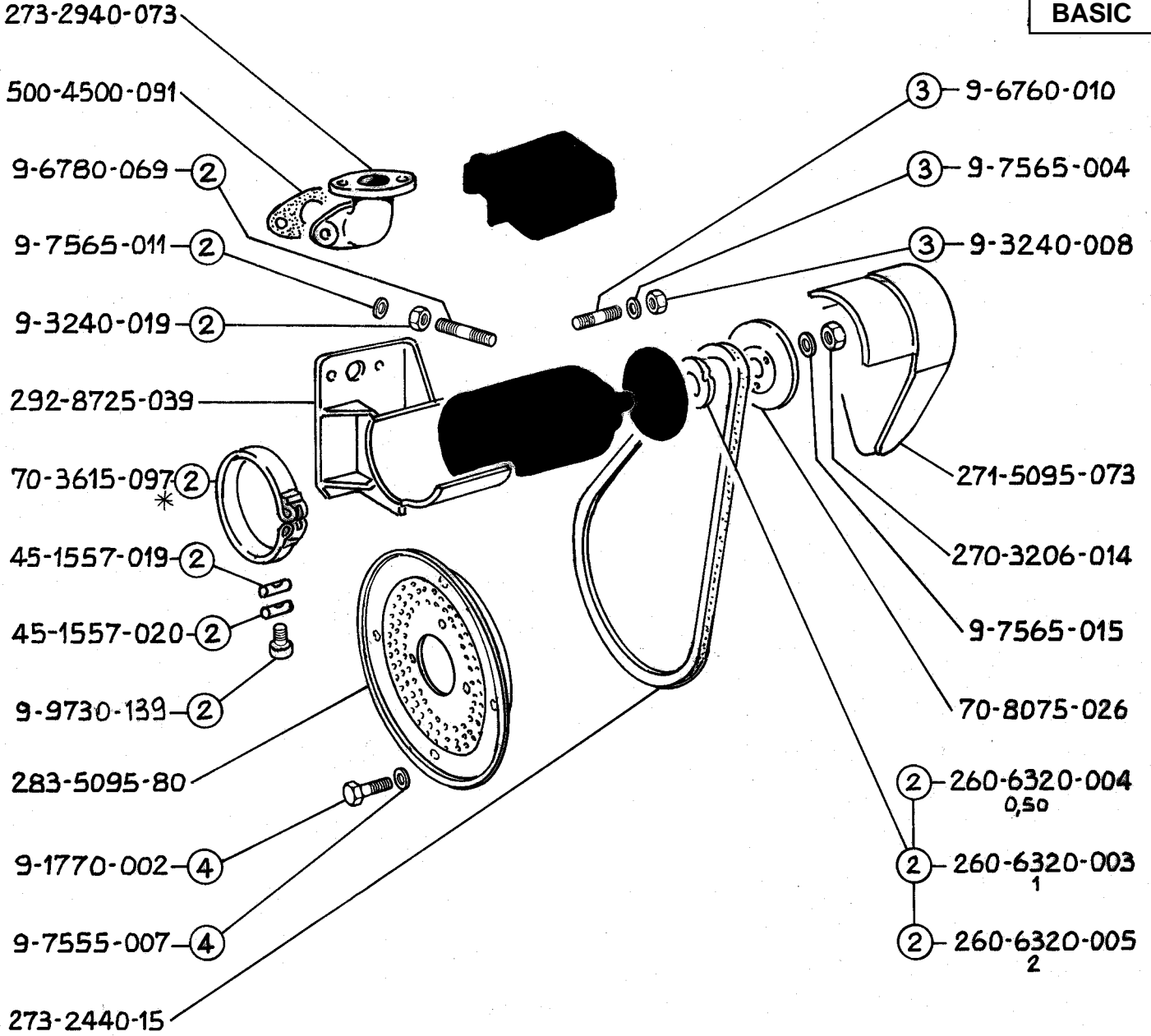
2830-8725-038



Labo aspirazione / Inlet side

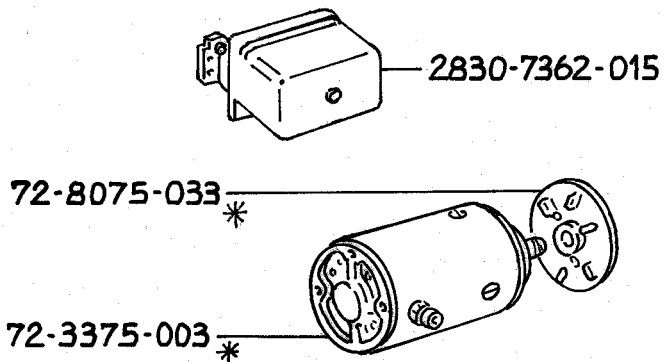
GR. 3 Dinamot. KIT 2830.8888.639*

18.09.1985



* NON PIÙ DISPONIBILE / NO MORE AVAILABLE

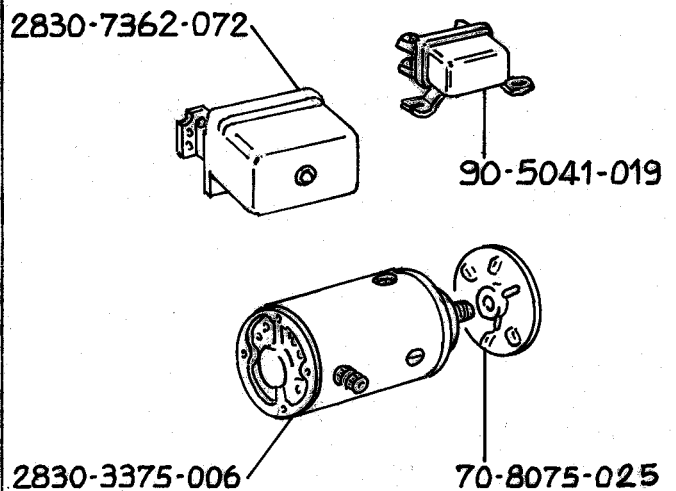
BASIC +



Lato scarico / Exhaust side

GR. 3/S Dinamot. KIT 2830.8888.638*

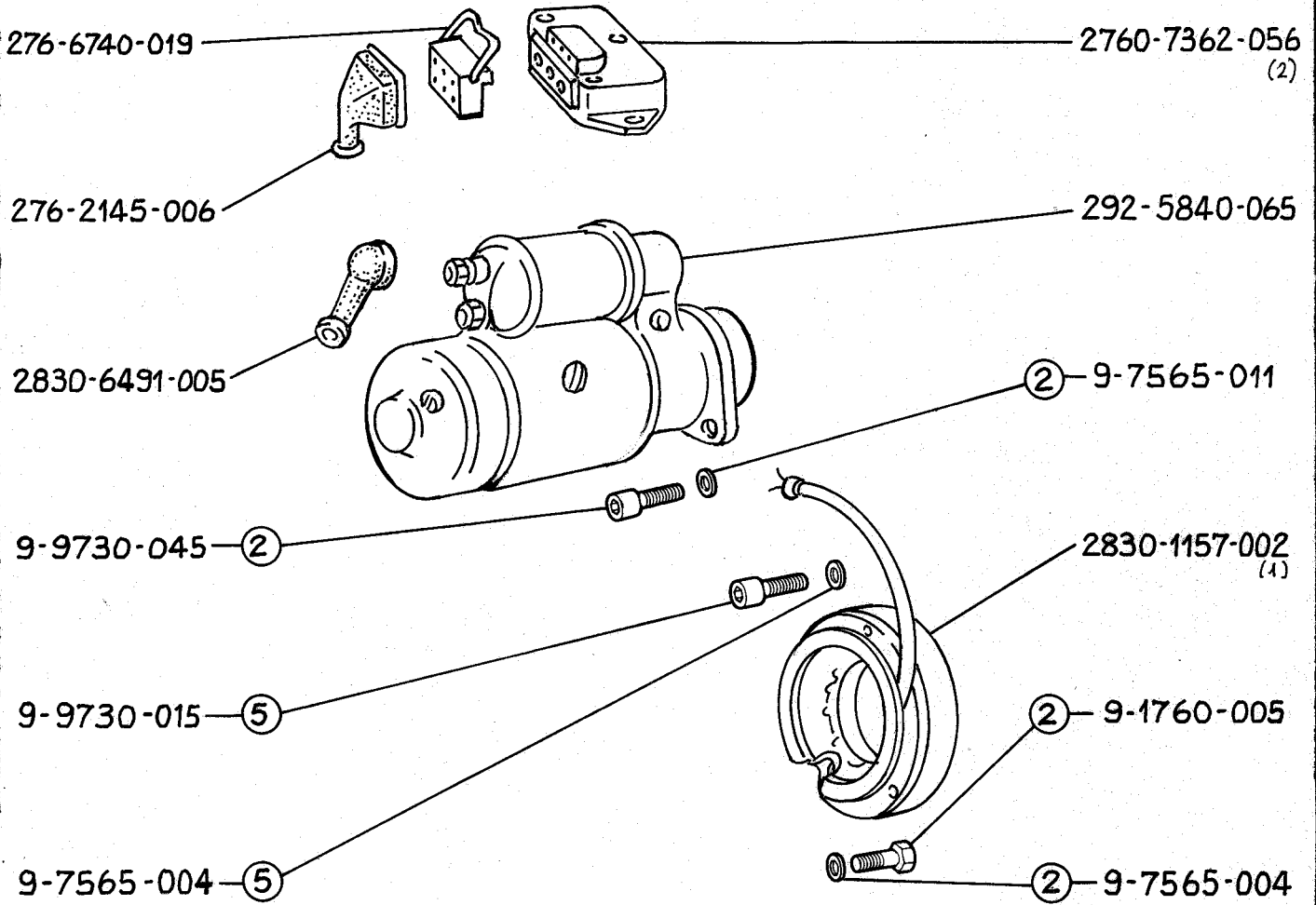
BASIC +



Lato scarico / Exhaust side

GR. 3 Dinamot. KIT 2830.8888.640*

18.09.1985



* NON PIU' DISPONIBILE / NO MORE AVAILABLE

68.029

(1) NON PIU' DISP. / NO MORE AVAIL. VEDI/SEE 283.1156.090
 (2) " " " VEDI/SEE 9040.7362.066

Tipo marino / Sea type

GR. 3	12V - 12A	KIT 2850.8888.641*
-------	-----------	--------------------

BASIC +

BASIC +

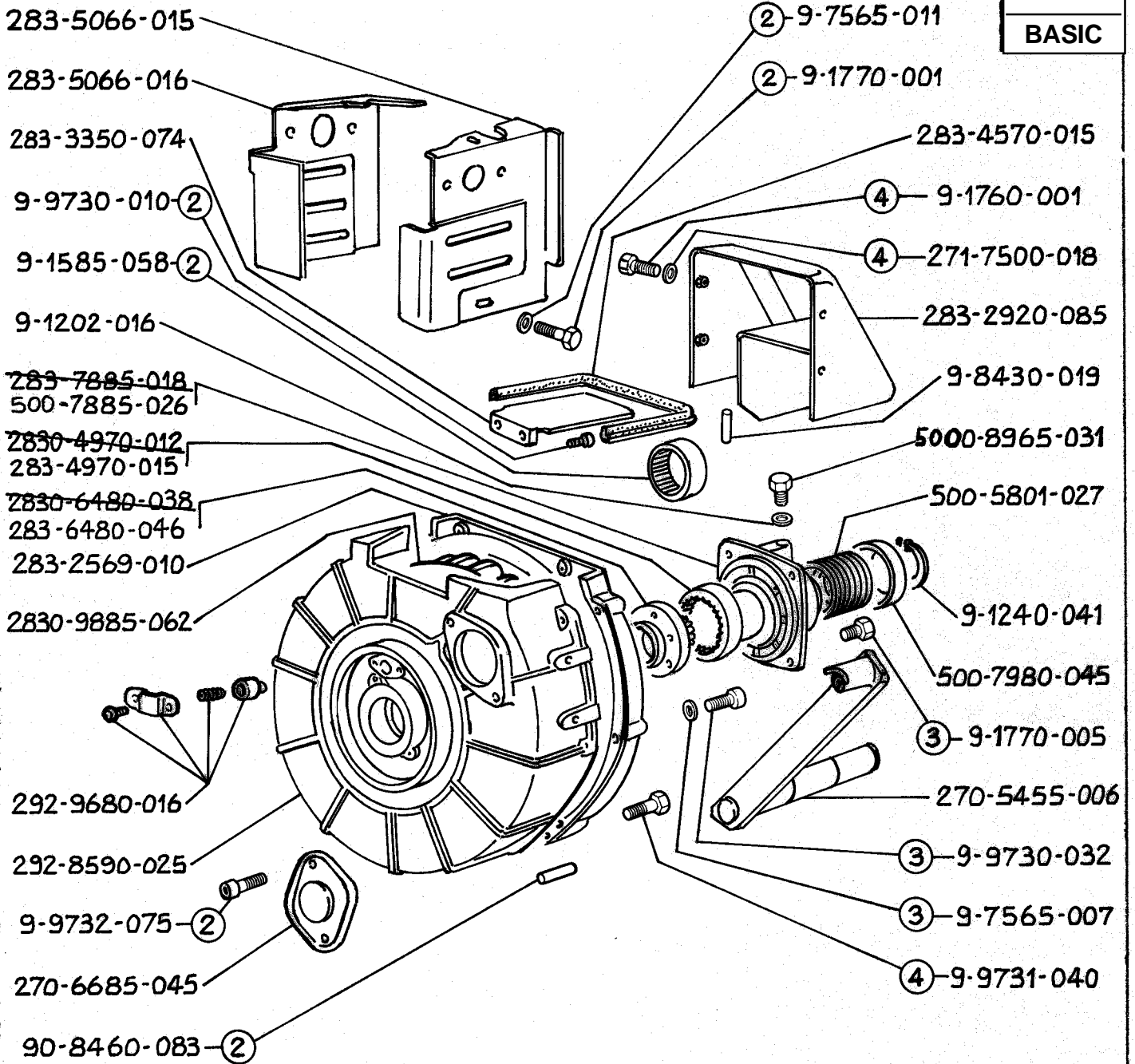
GR.

KIT

GR.

KIT

18.09.1985



99.851

GR. 3

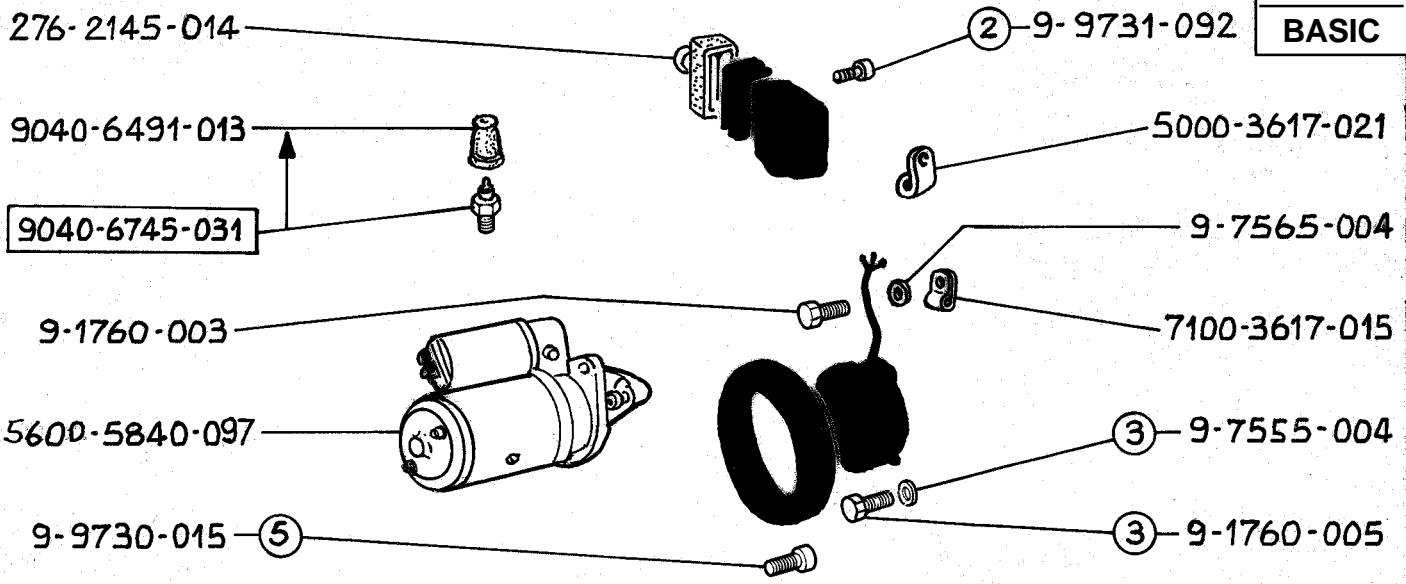
KIT 2730.8888.644

BASIC +

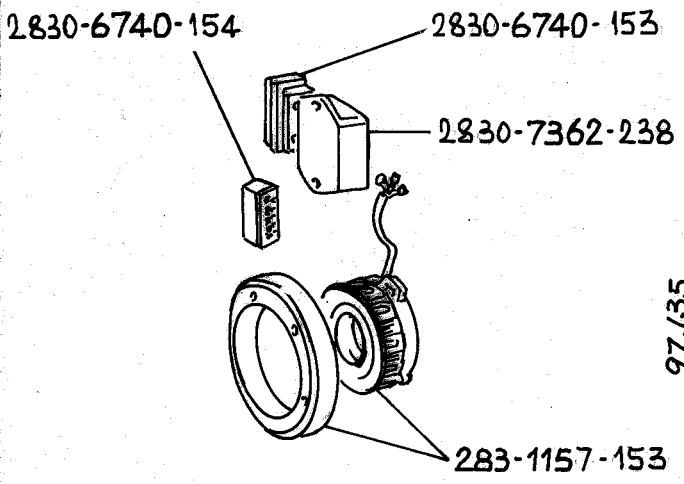
GR.

KIT

18.09.1985 - 08.03.1988 (UNITO A 2. RECORDATA 2.) 20.01.1989 (C.T. 5149-5150) * NON PIU' DISPON. / NO LONGER AVAILABLE



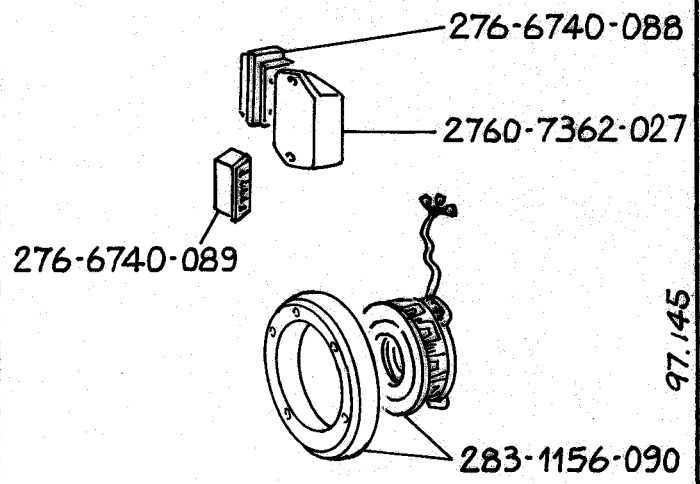
BASIC +



97.135

GR. 9 12V - 12A R.B. KIT 5600.8888.646*

BASIC +

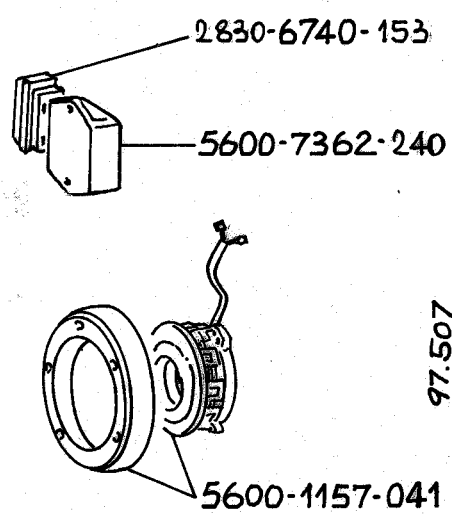


97.145

(VEDI/SEE/VOIR 5600.8888.646)

GR. 9 12V - 12A KIT 5600.8888.647*

BASIC +



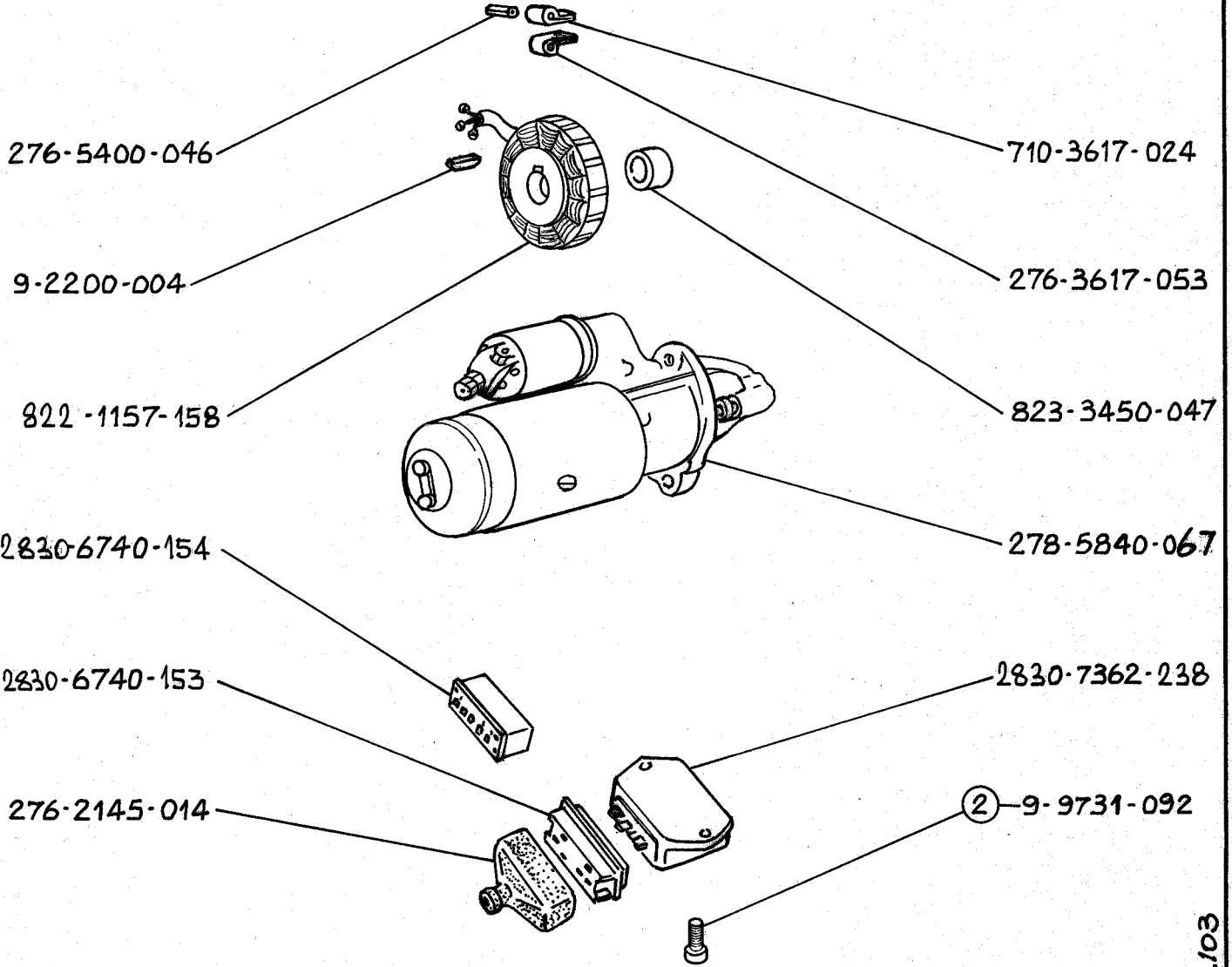
97.507

Anche / Also R.B

GR. 9 12V - 16A KIT 5600.8888.649

BASIC +

GR. KIT



96.103

HP2,5

GR. 5 12V - 12A R.B KIT 8220.8888.650

BASIC +

BASIC +

GR.

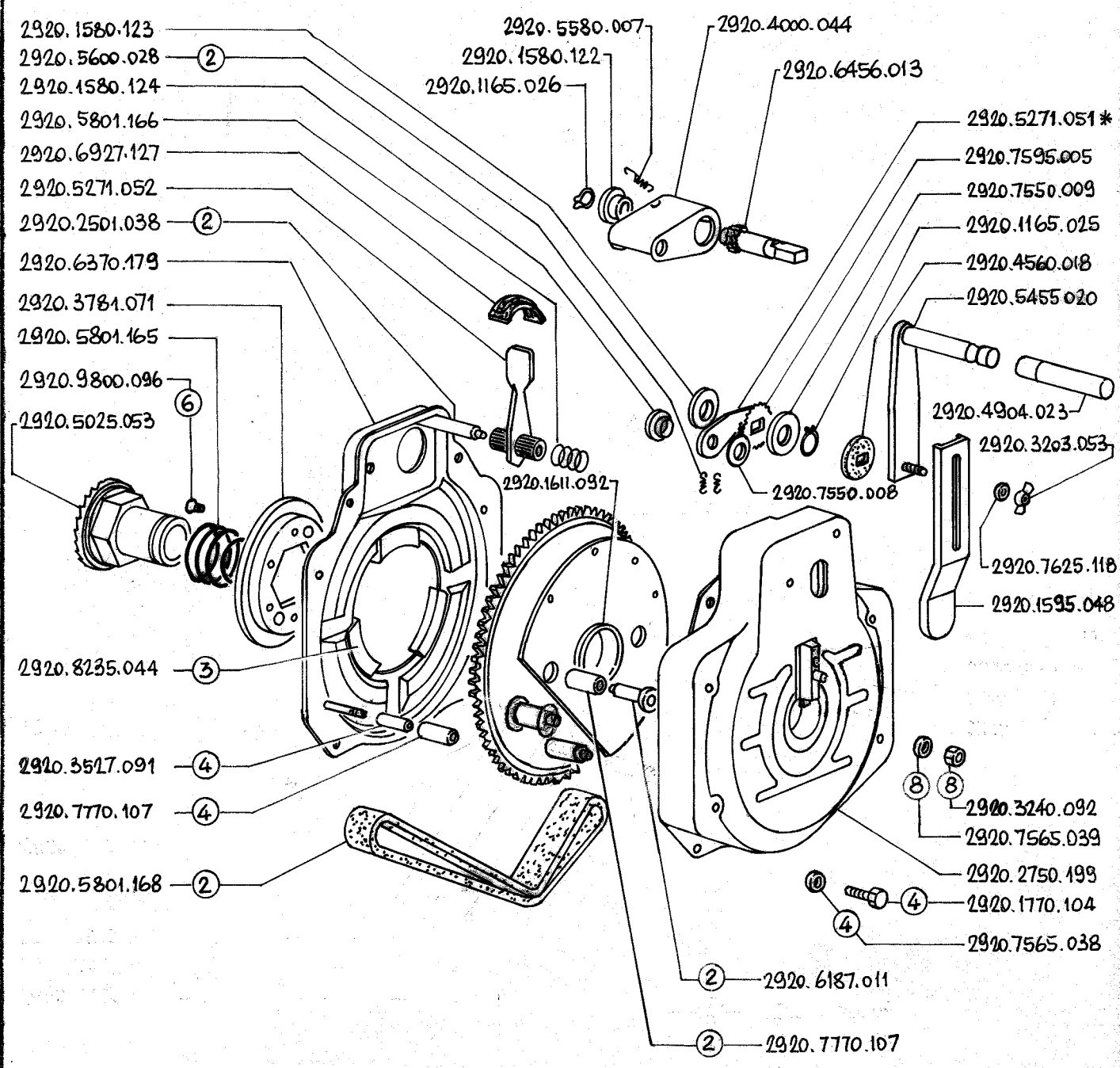
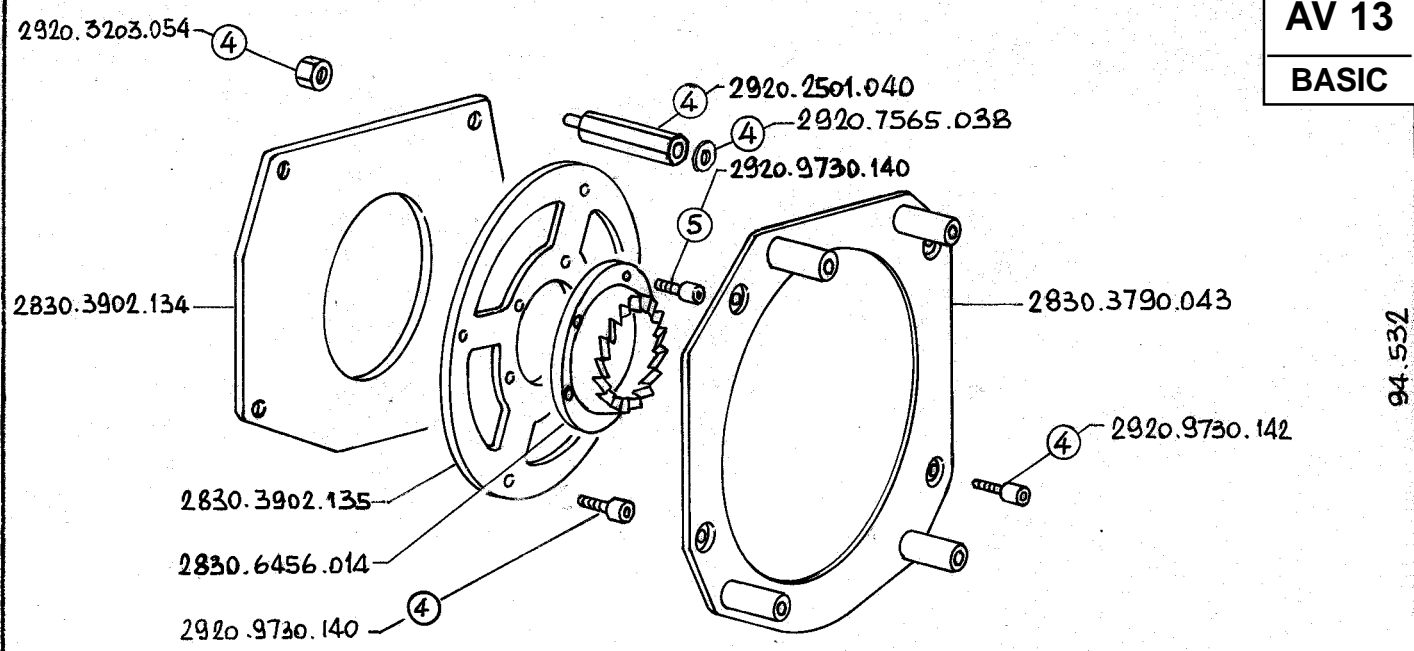
KIT

GR.

KIT

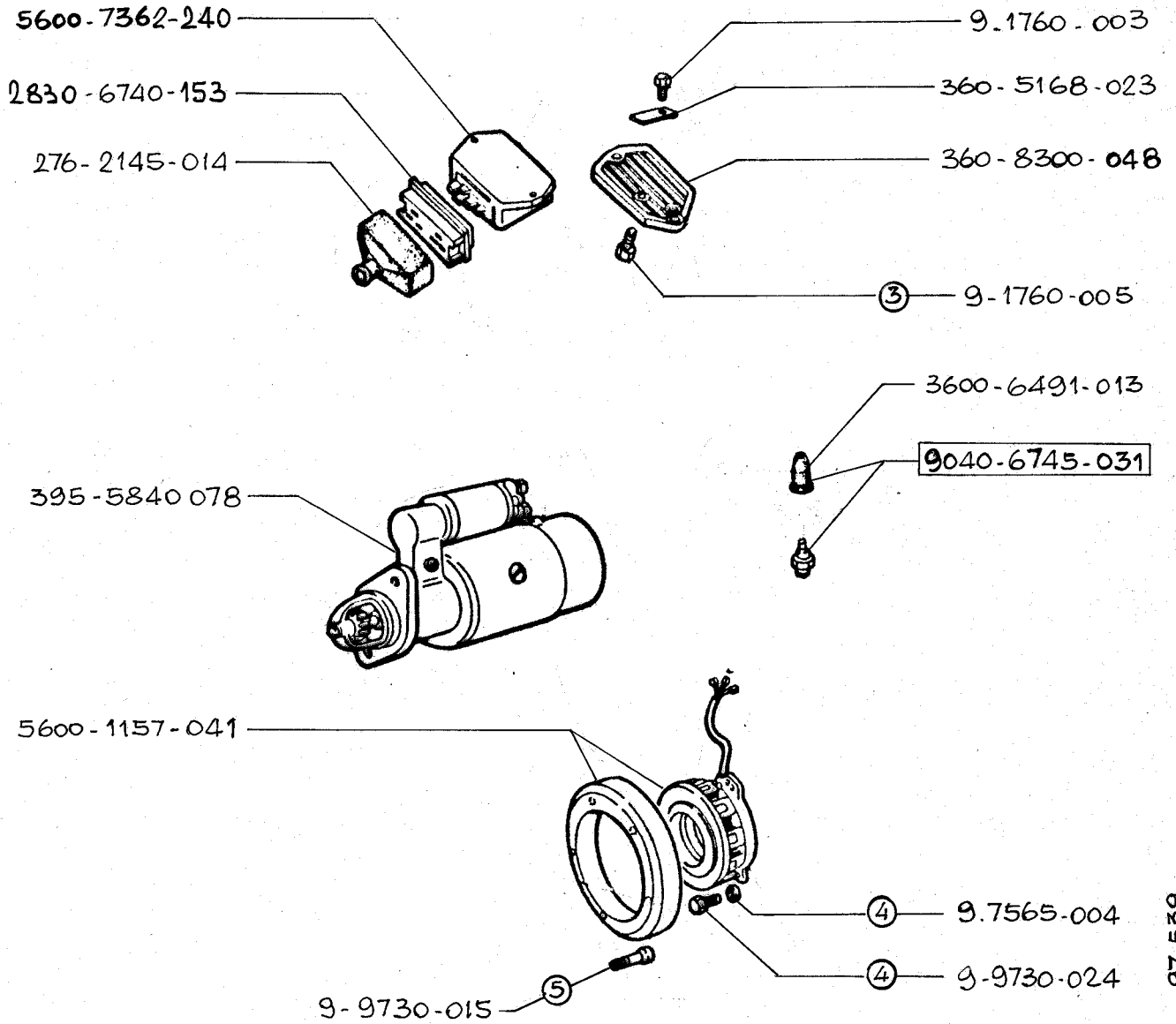
18.09.1985 - 20.01.1989 (C.T. 5151)

94.532



* NON PIU' DISPONIBILE / NO LONGER AVAILABLE

18.09.1985



97.539

GR.10 12V - 12A R.B. KIT 3950.8888.655

BASIC +

BASIC +

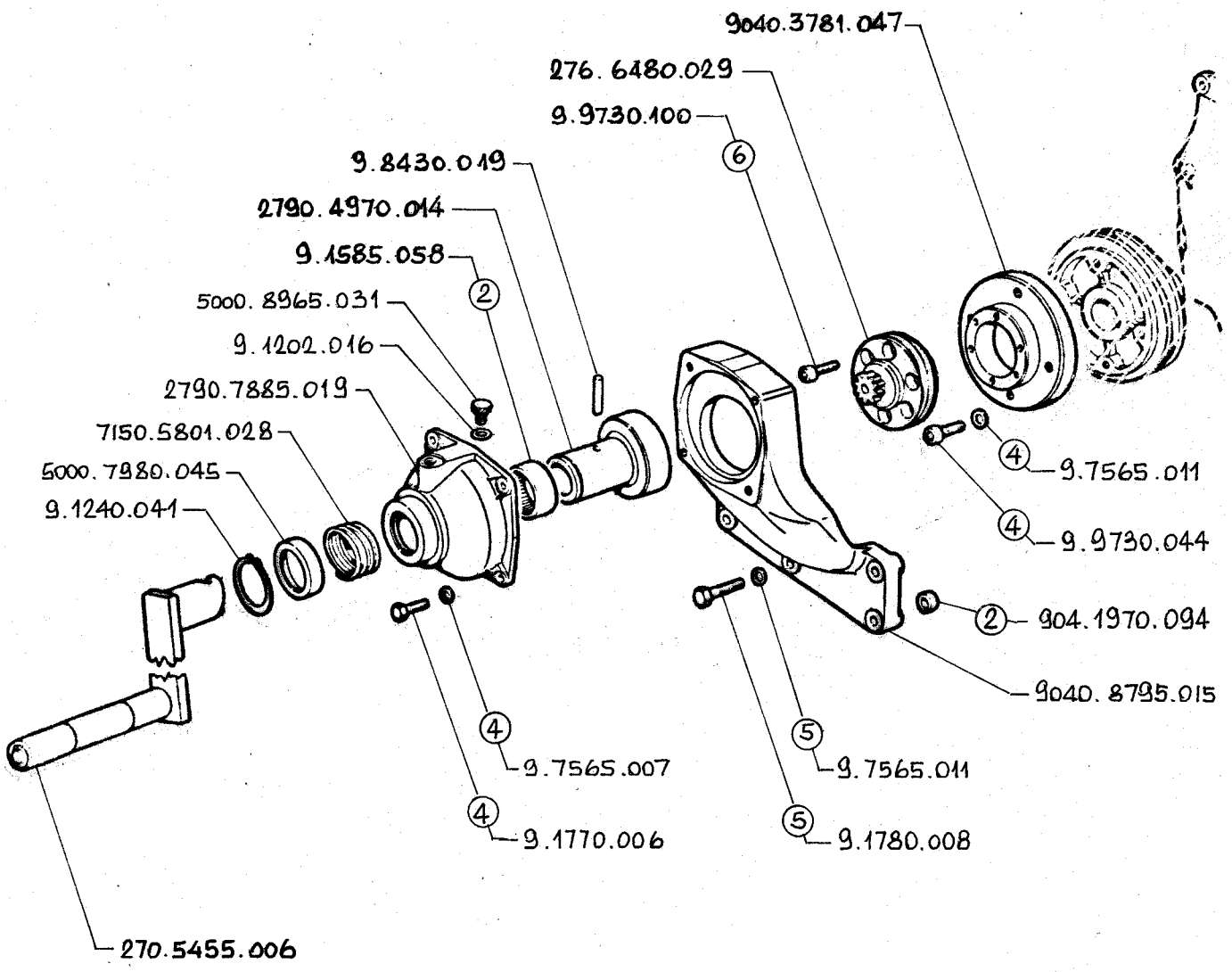
GR.

KIT

GR.

KIT

18.09.1985 - 20.01.1989 (c.t. 5150)

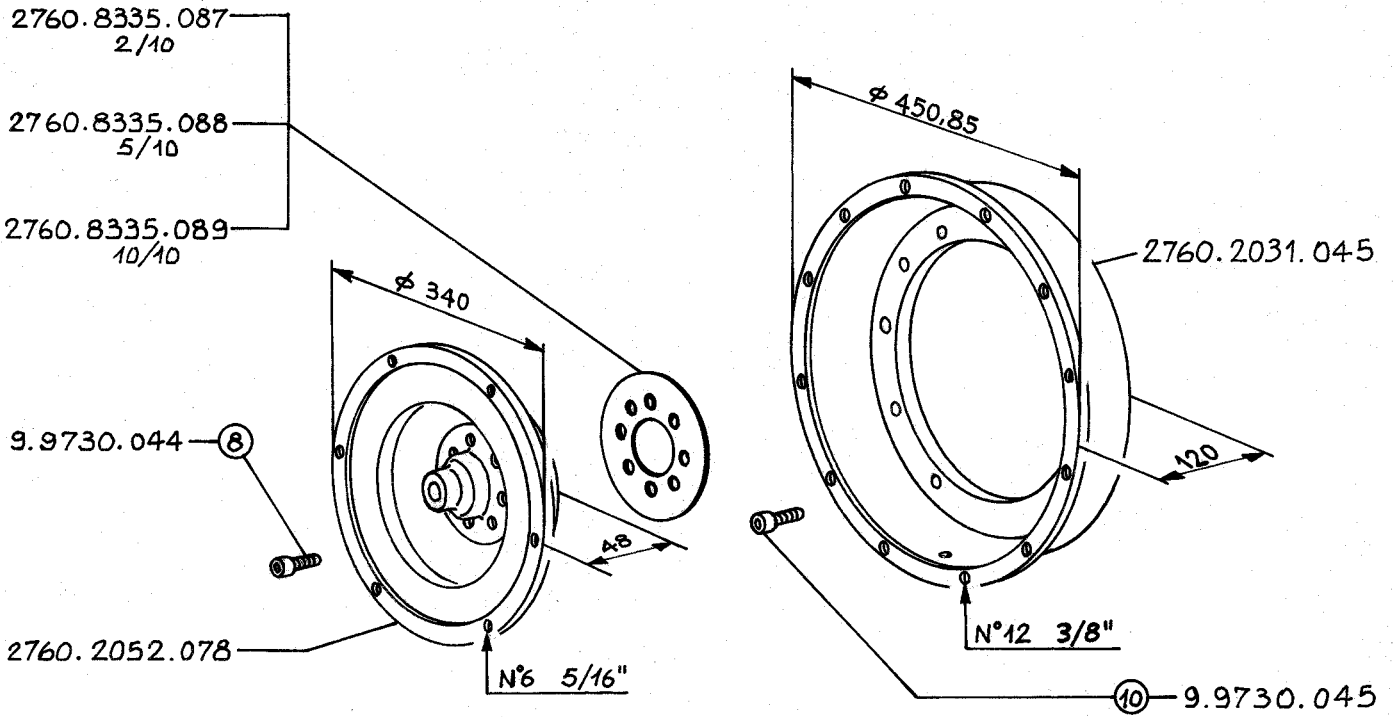


20.01.1986

94.227

MONTARE TESTE MOTORE CON DECOMPRESSIONE
ASSEMBLE CYLINDER HEADS WITH DECOMPRESSION

GR. 8 KIT 9040.8888.656



96.076

GR. 5 Borg 11 Borg-Warner T12 KIT 2760.8888.671

BASIC +

BASIC +

GR.

KIT

GR.

KIT

3.9-1984

2830.2193.020

7200.4906.008

9040.9195.009

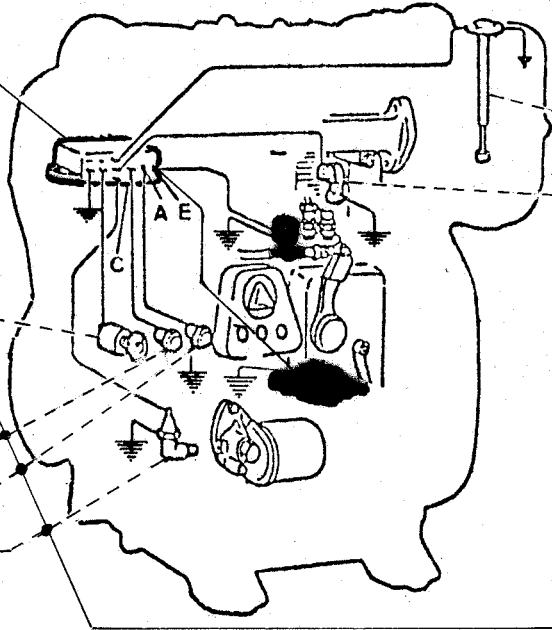
2760.5041.020

Accessori di completamento:
se non già esistenti sul
motore, ordinare a parte,
aggiungendo al kit.


9040.6612.063

9040.6612.064

9040.6745.031



BASIC +



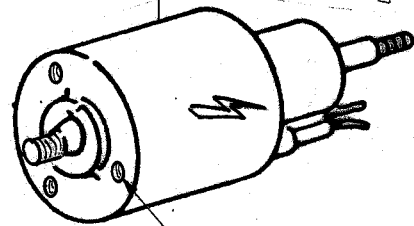
2830.3587.062
Elettrovalvola
Electro-vanne
Electrovalve
Elektroventil
Electrovalvula

(12 V) 44"

GR. Tutti/All

KIT 2830.8888.872*

BASIC +



2720.3586.033

Elettromagnete
Electro-aimant
Electromagnet
Elektromagnet
Electromagneto

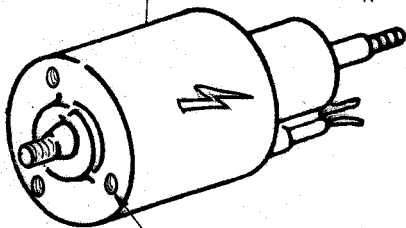
N°3 M6x1

(12 V) 7" -10°+70°C

GR. 3 - 4

KIT 2720.8888.873

BASIC +



2760.3586.034

Elettromagnete
Electro-aimant
Electromagnet
Elektromagnet
Electromagneto

N°3 M8x1.25

(12 V) 7" -10°+70°C

GR. 5-6-7-8-9-10

KIT 2760.8888.874*

BASIC +

GR.

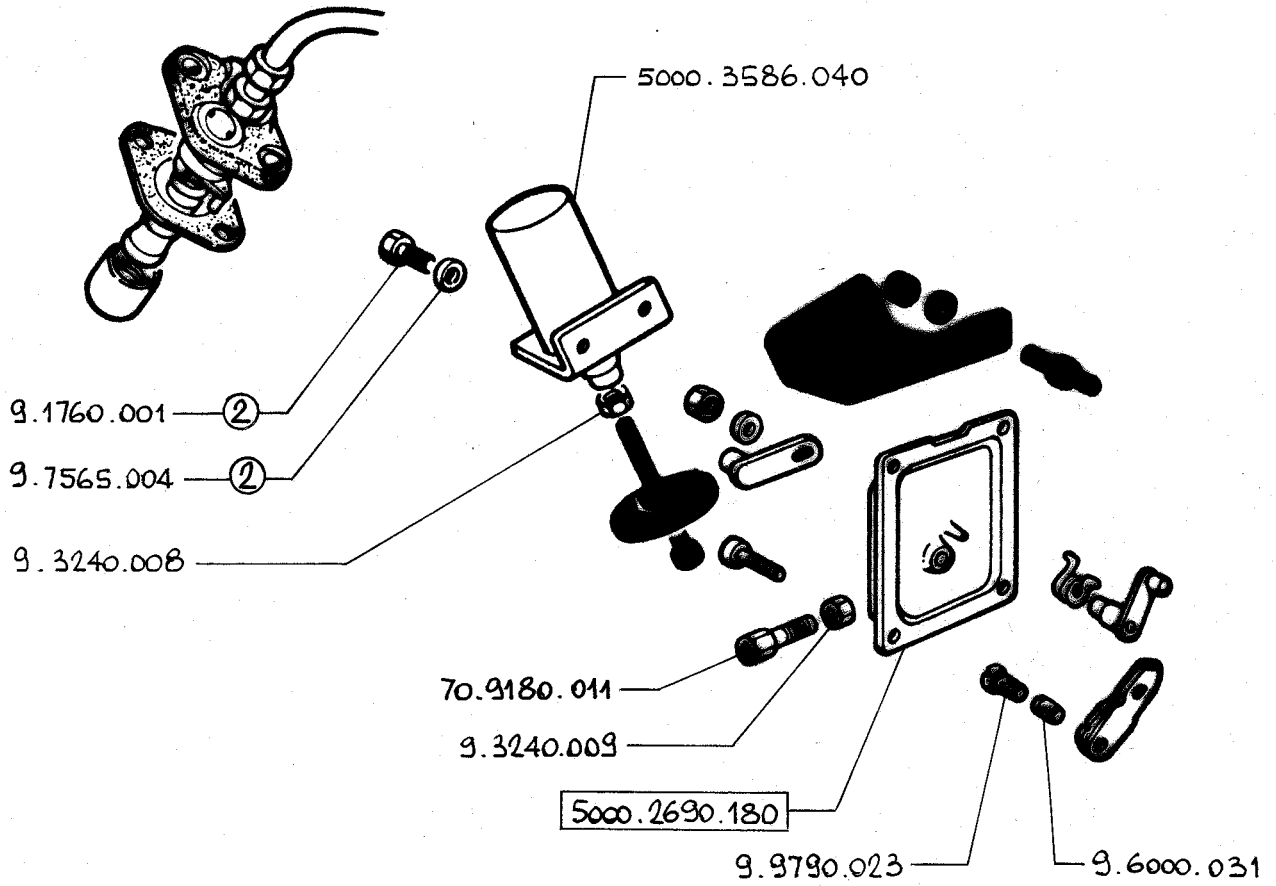
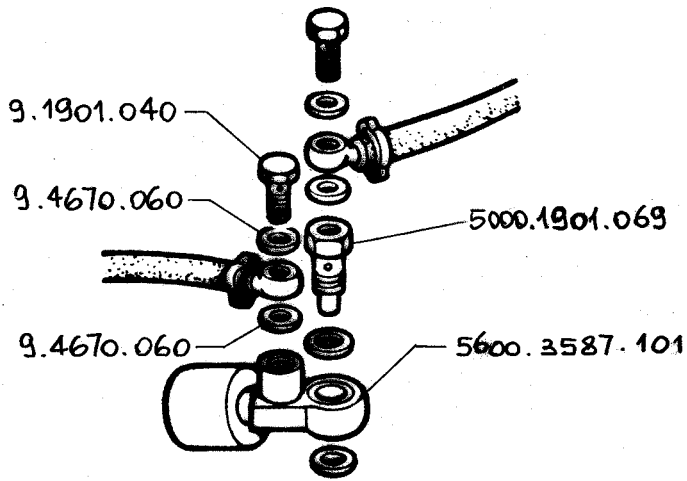
KIT

* NON PIÙ DISPONIBILE/NO LONGER AVAILABLE

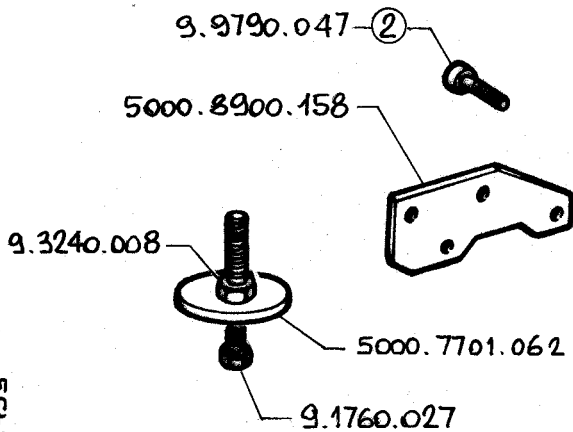
20.01.1986

* NON PIÙ DISP. / NO LONGER AVAILABLE

⊕ vena int. da 5000-7701.070 mm. 16420/25.3.86



BASIC +

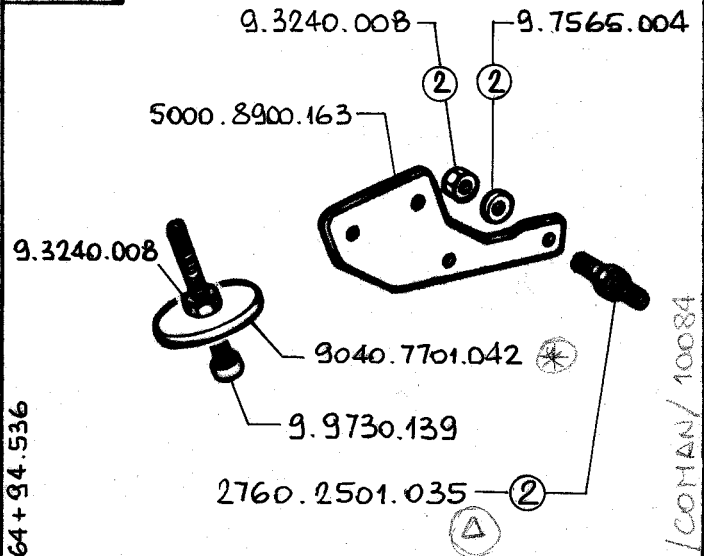


20.01.1986
94.464 + 94.455

GR. 6

KIT 5300.8888.882*

BASIC +

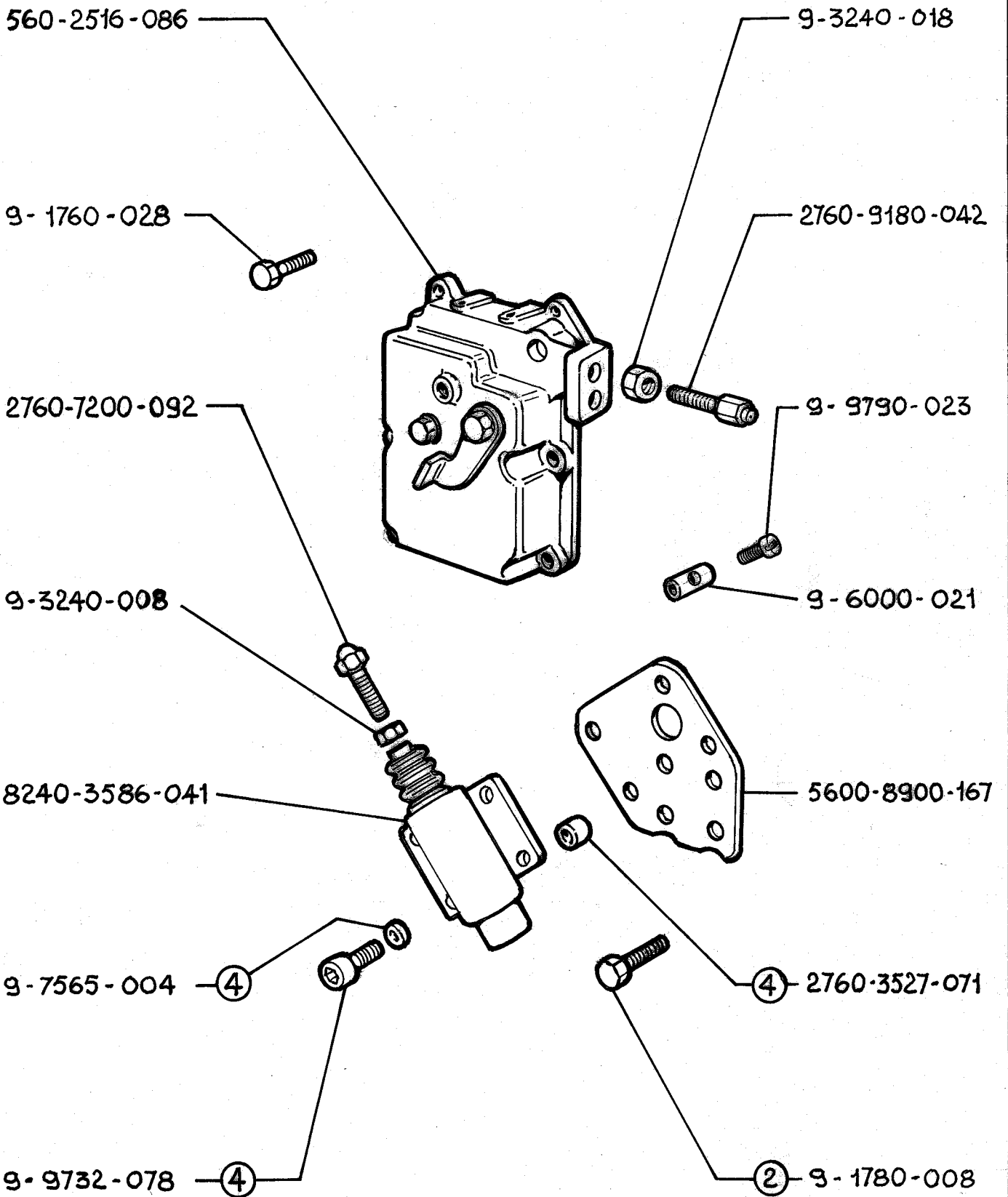


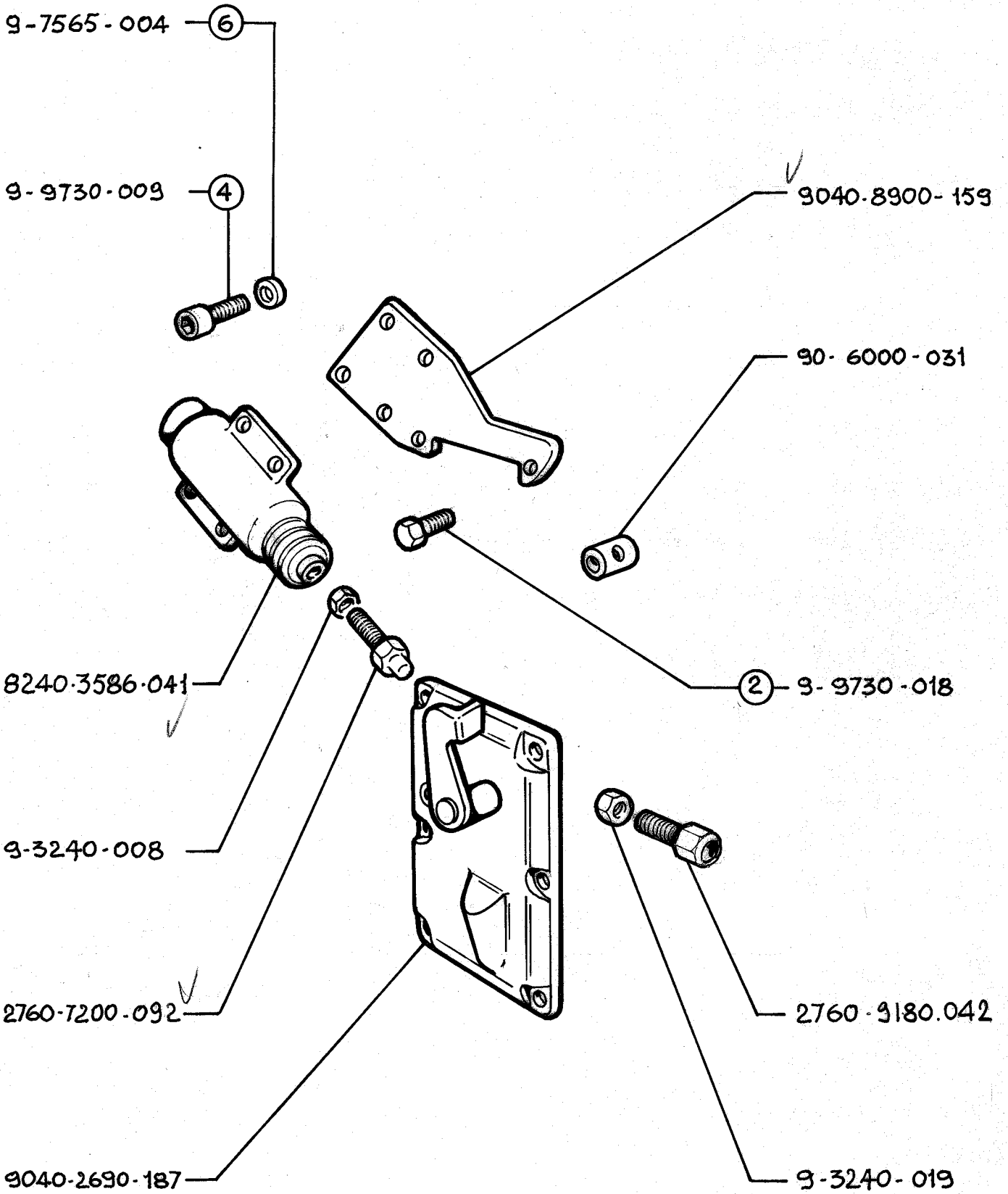
94.464 + 94.536

GR. 6 motori con pompa alim.
engines with feed pump

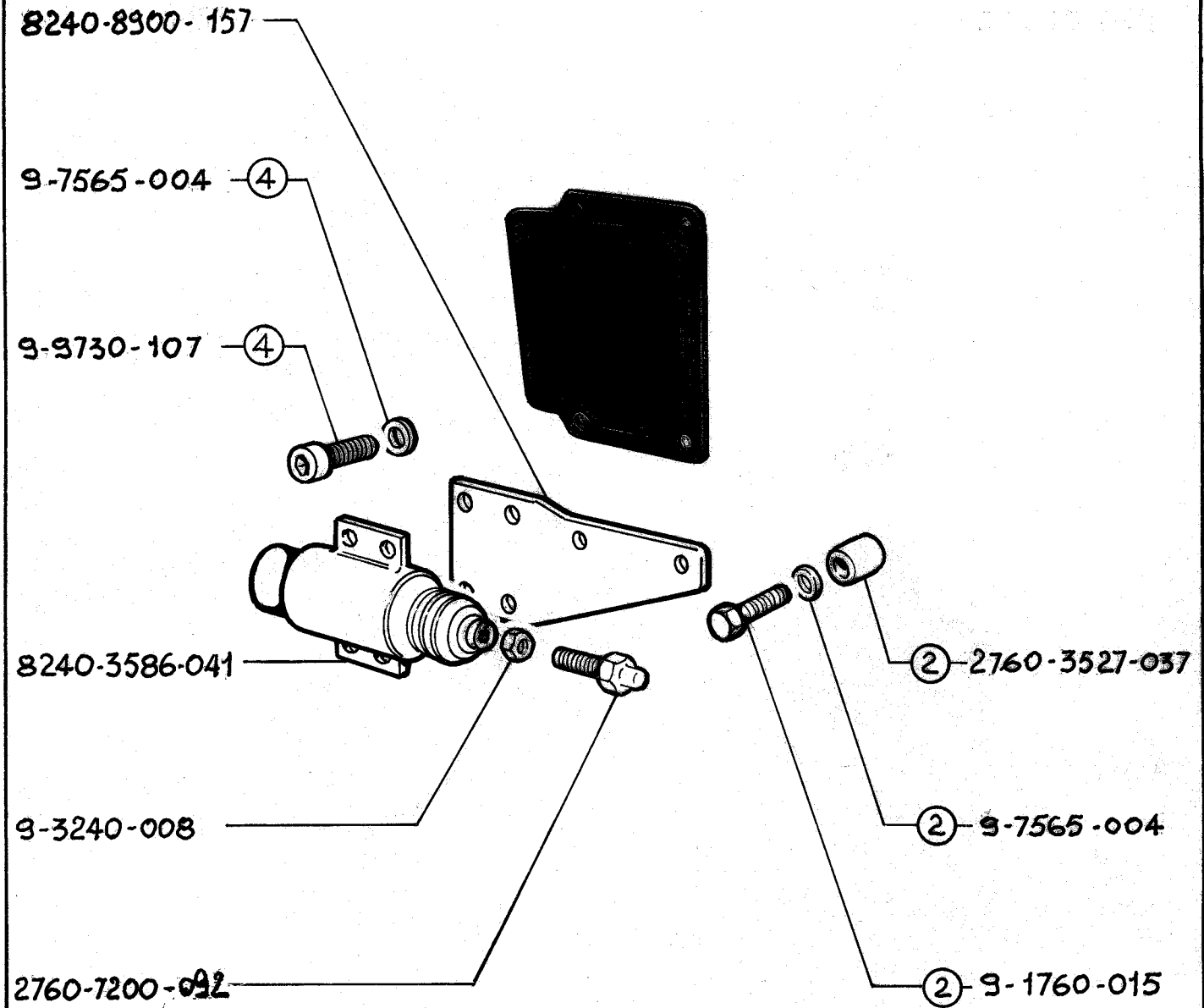
KIT 5300.8888.883*

G/COMAN/10084






94.577



BASIC +

94.478

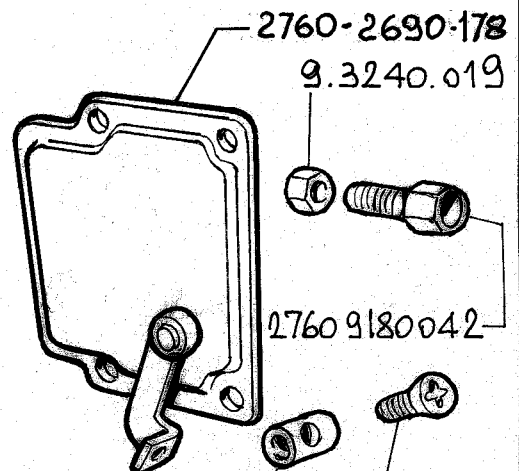


2760-2690-183

COMANDO ACCEL. A MANO E STOP AUTOMATICO
AL DISTACCO DELLA CHIAVETTA AVVIAMENTO.

BASIC +

94.477



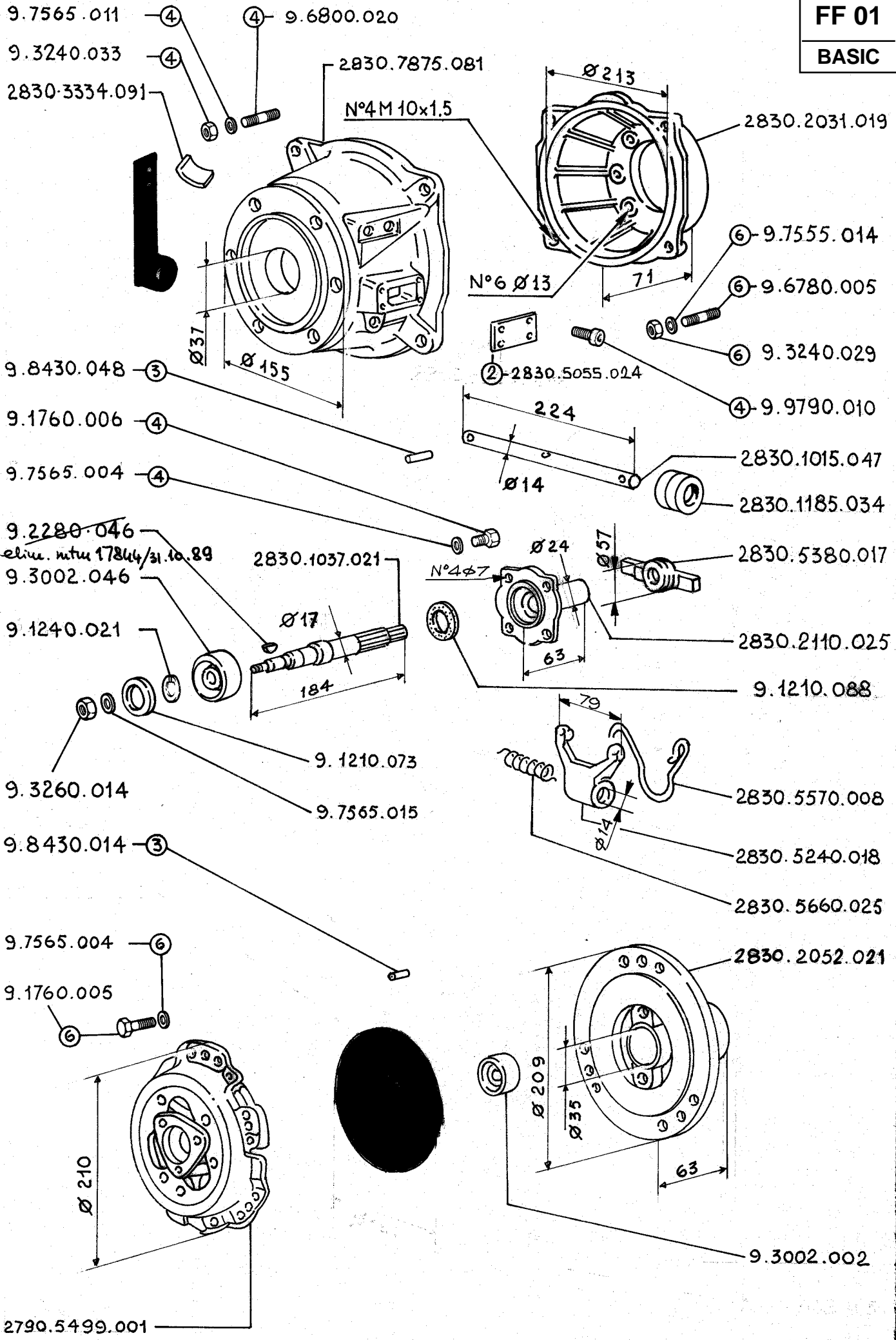
COMANDO ACCEL. A DISTANZA E STOP AUTOMATICO
AL DISTACCO DELLA CHIAVETTA AVVIAMENTO.

GR. 5 comando a mano
hand throttle

KIT 8220.8888.886

GR. 5 comando a distanza
remote control

KIT 8230.8888.887



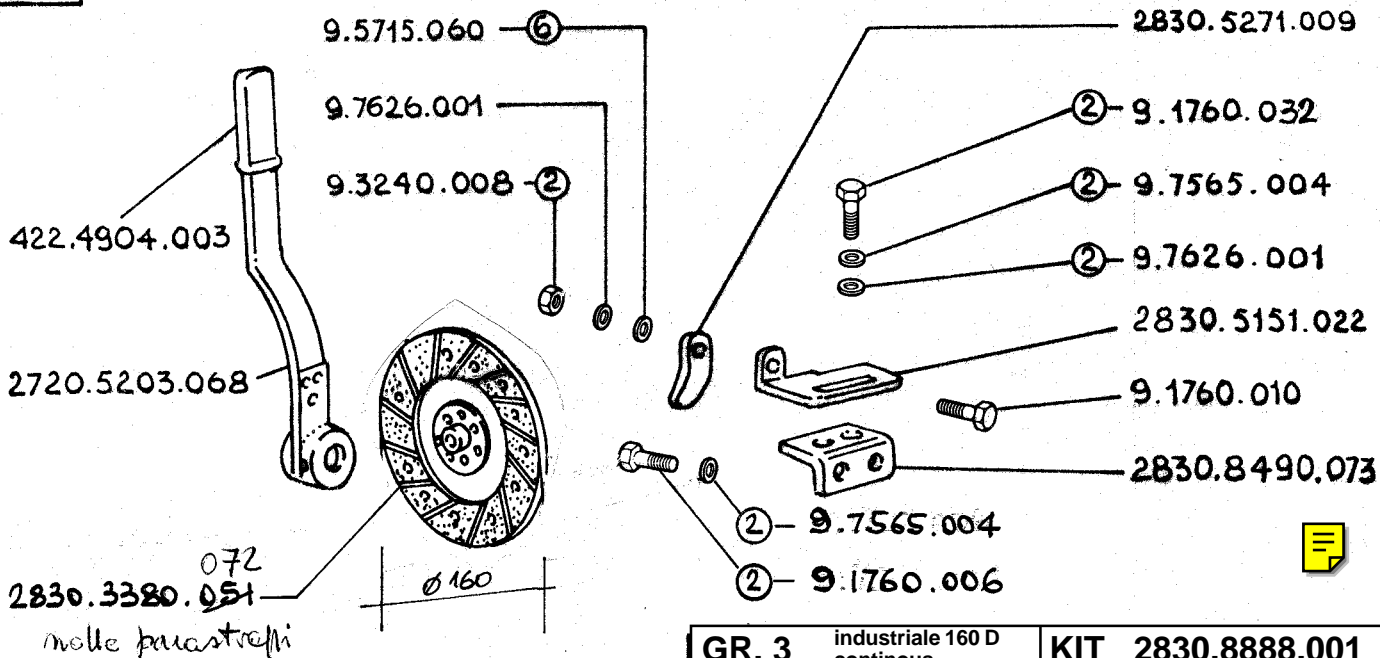
15.12.1983



⇒ FF 01

BASIC +

65.096

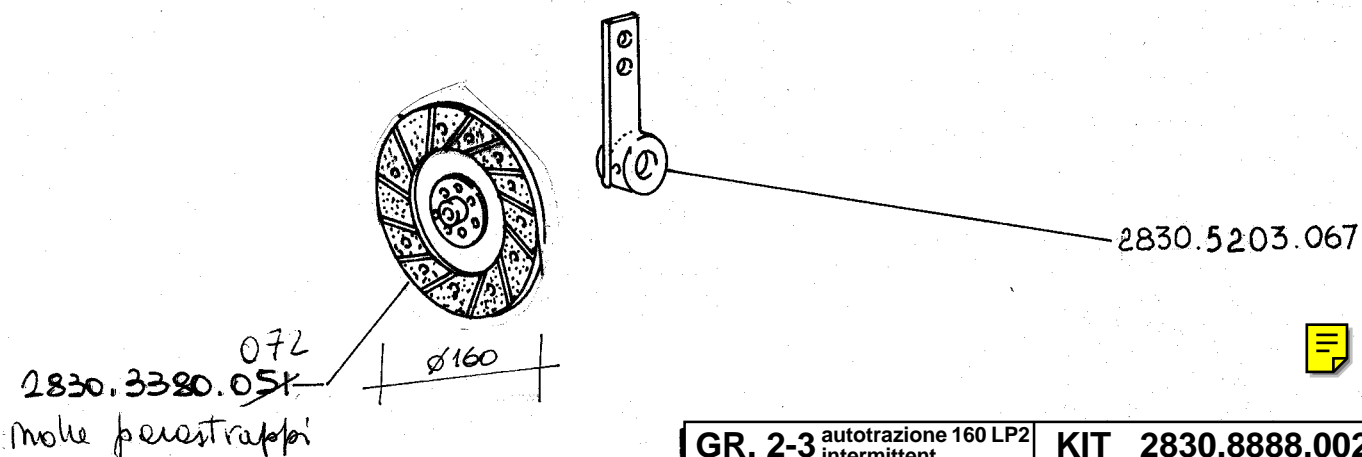


GR. 3 industriale 160 D continuous

KIT 2830.8888.001

BASIC +

88.040

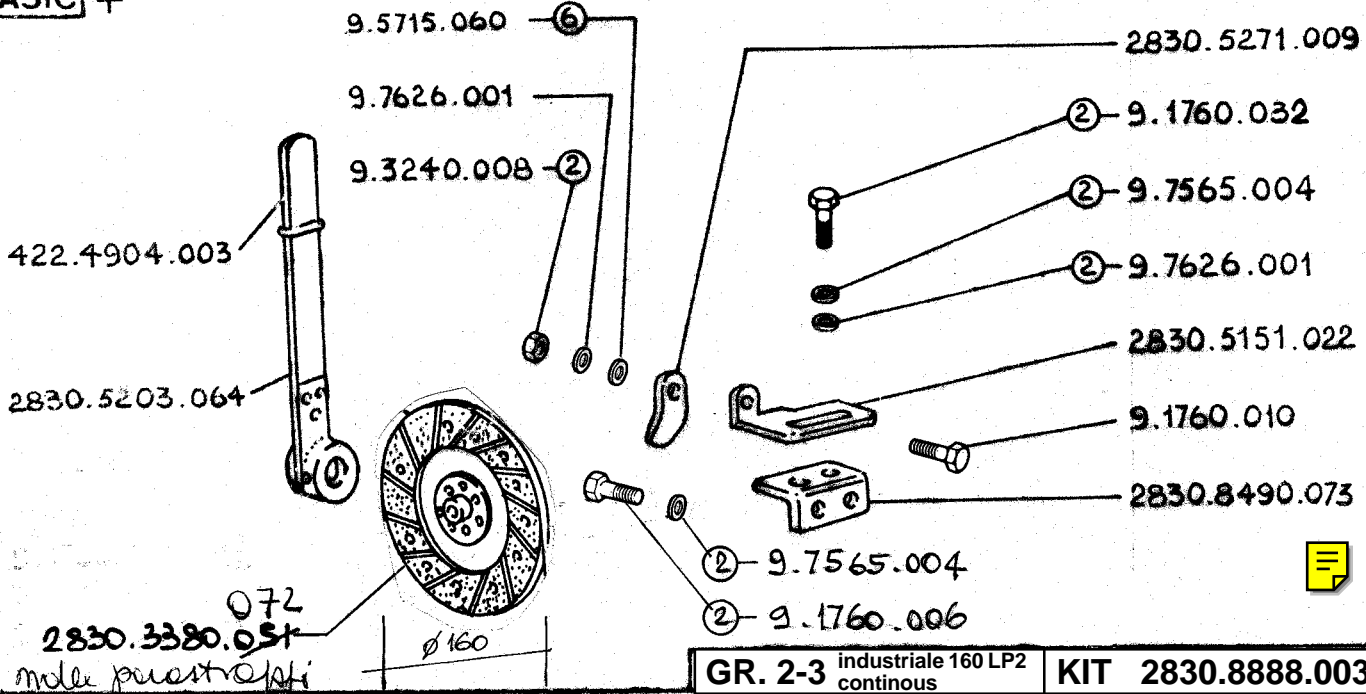


GR. 2-3 autotrazione 160 LP2 intermittent

KIT 2830.8888.002

BASIC +

88.018



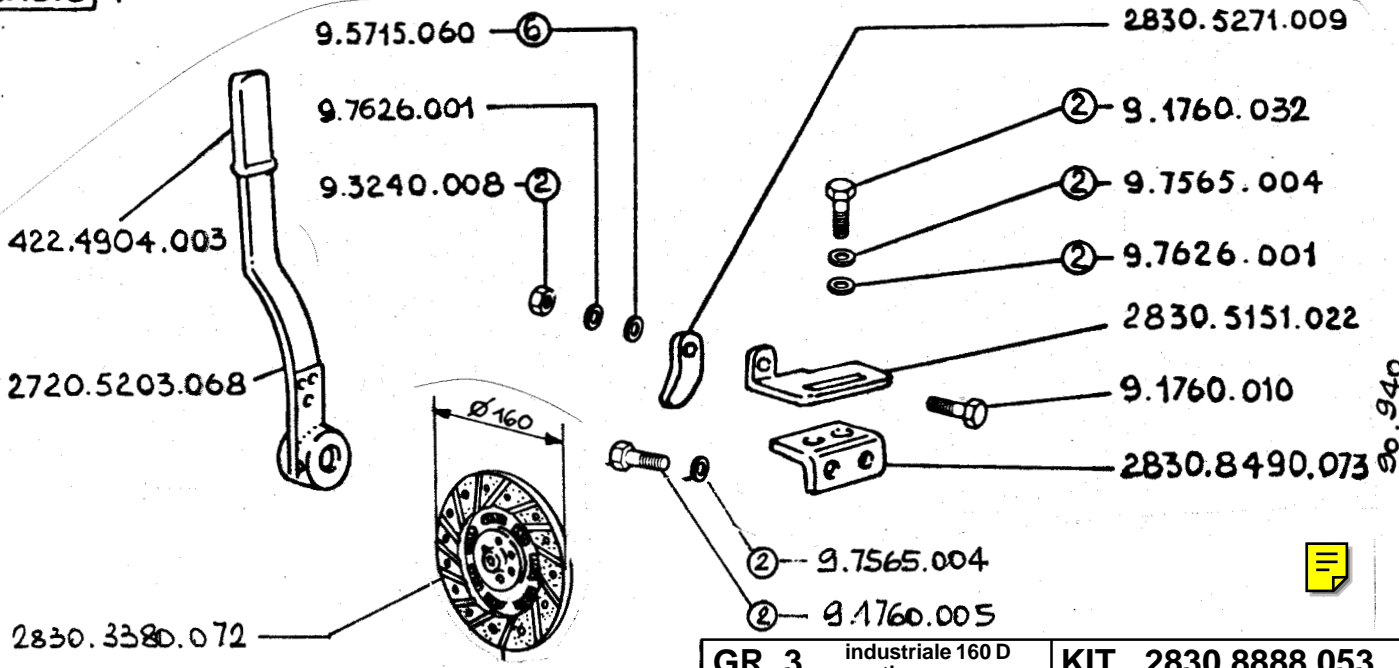
GR. 2-3 industriale 160 LP2 continuous

KIT 2830.8888.003

15.12.1983 21.04.92

⇒

FF 01
BASIC +



GR. 3 industriale 160 D continuous KIT 2830.8888.053

BASIC +

GR.

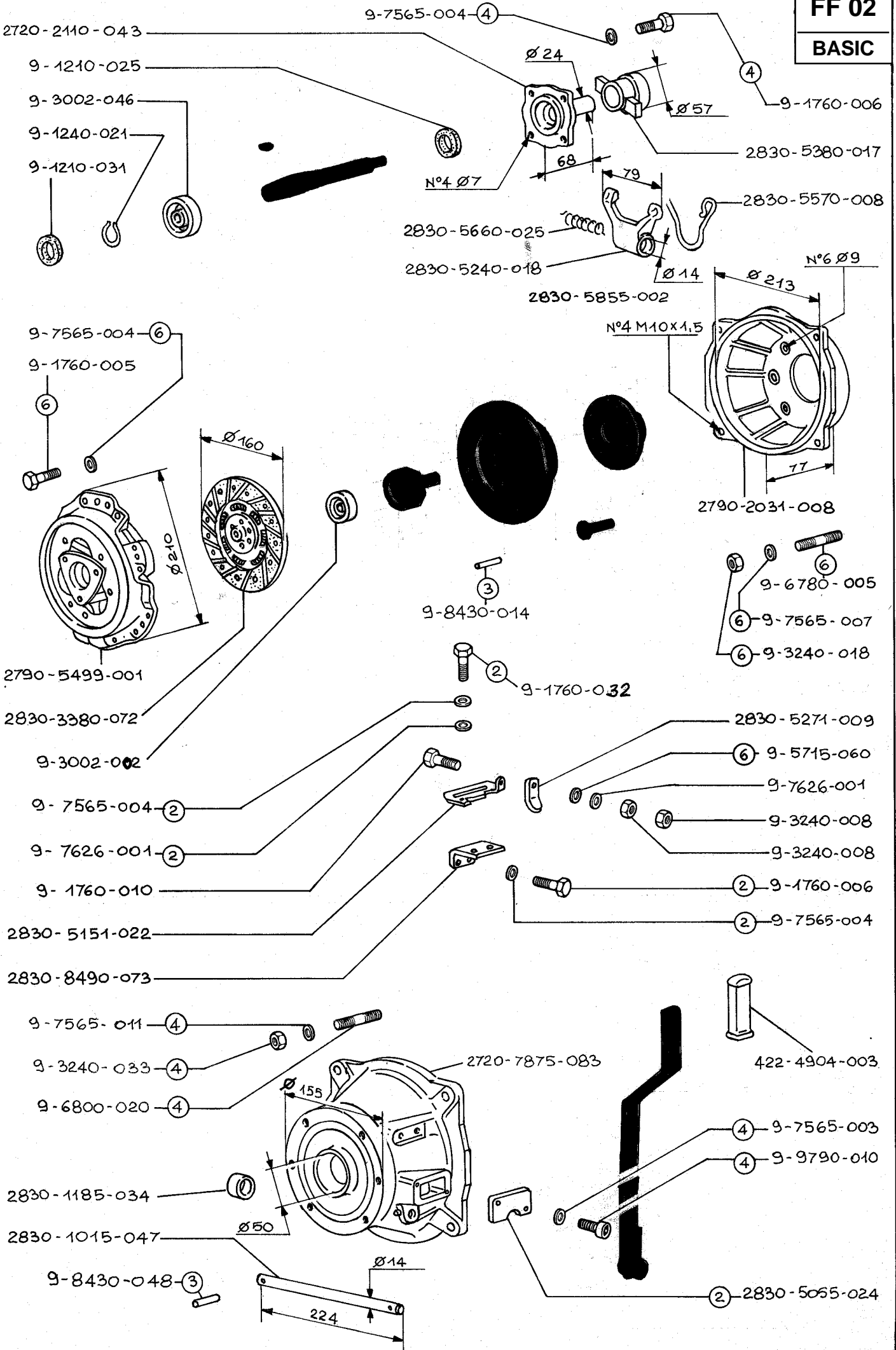
BASIC +

GR.

90.940
21.04.92

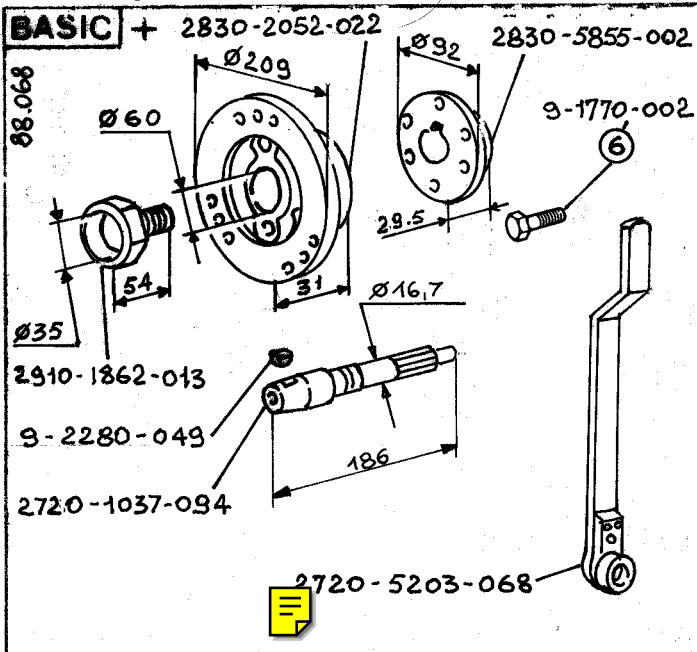
FF 02

BASIC



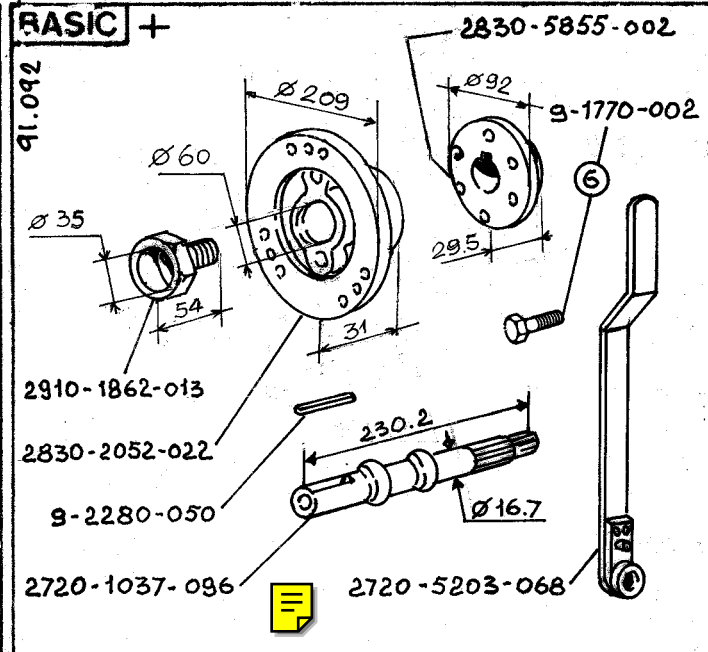
15.12.1983 3.9.1984





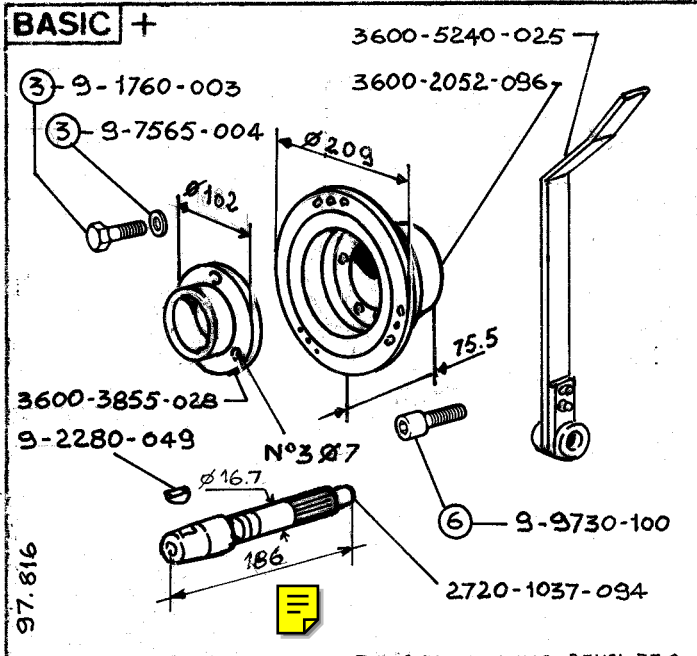
PRESA MOTO CONICA - BEVEL P.T.O.

GR. 4-7 industriale Al 160 continuo KIT 2720.8888.006




PRESA MOTO CILIND. - CYLIND. P.T.O.

GR. 4-7 industriale Al 160 continuo KIT 7100.8888.026




PRESA MOTO CONICA - BEVEL P.T.O.


GR. 10-12 industriale Al 160 continuo KIT 3600.8888.062



GR.



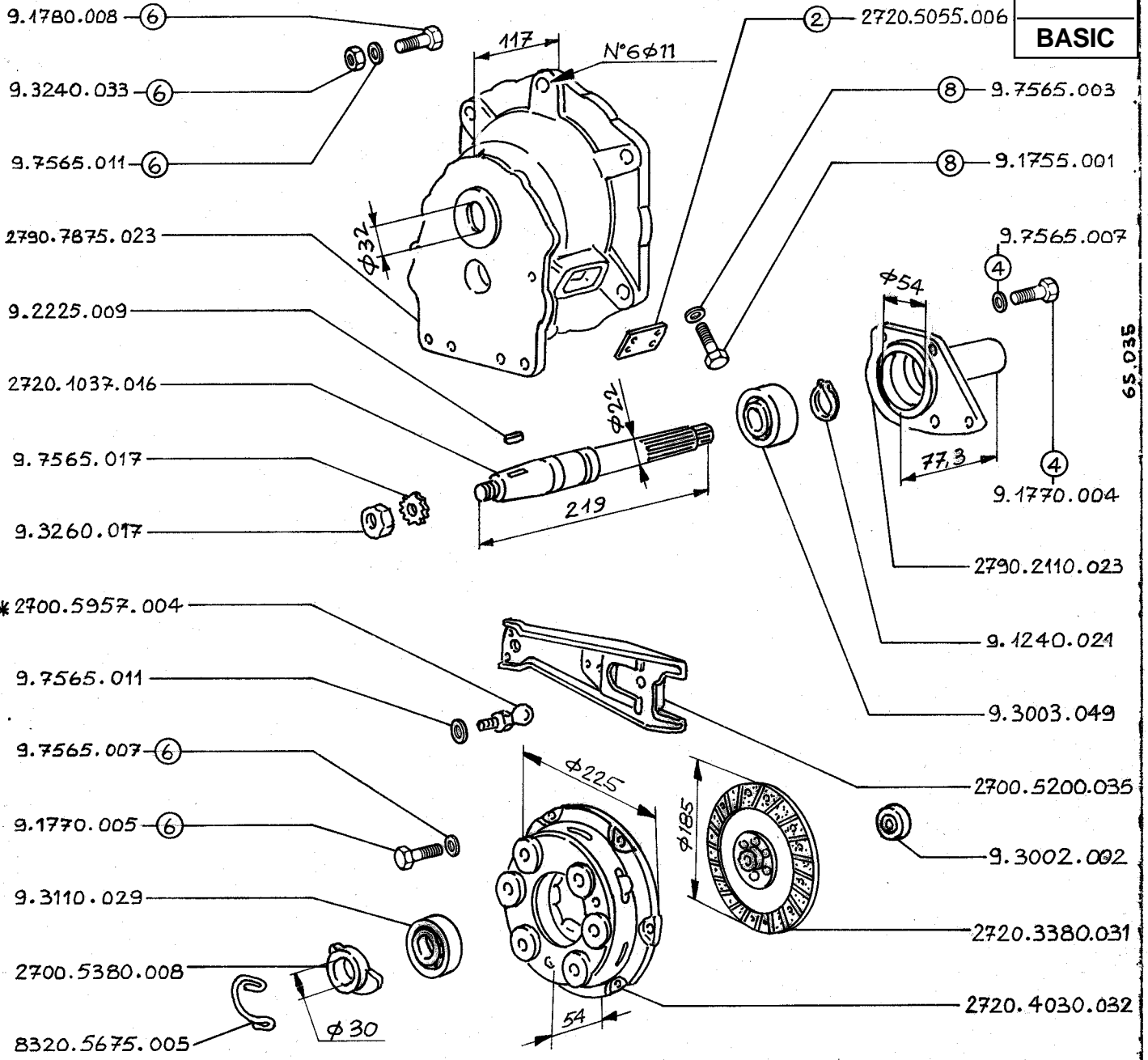
GR.



GR.

FF 03

BASIC



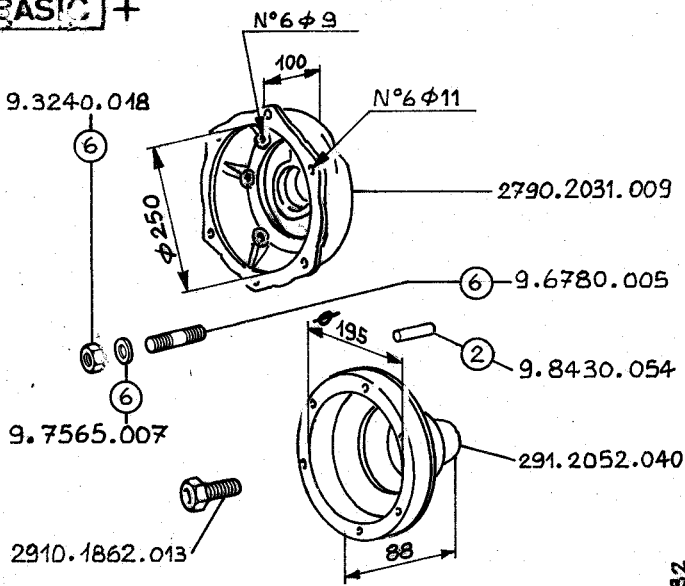
65.035

* NON PIÙ DISPONIBILE / NO MORE AVAILABLE

PRESA MOTO CONICA - BEVEL P.T.O.

GR. 4-7 industriale F 187 continuous **KIT 2790.8888.008**

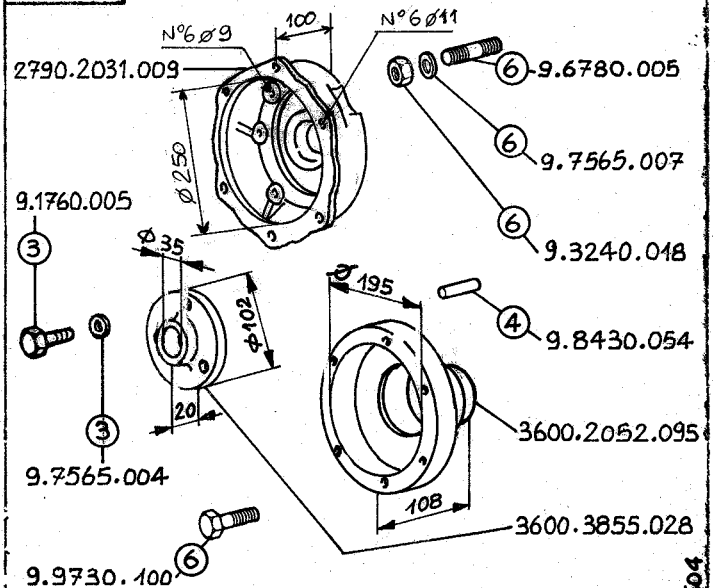
BASIC +



PRESA MOTO CONICA - BEVEL P.T.O.

GR. 4 autotrazione F 187 intermittent **KIT 2910.8888.007**

BASIC +



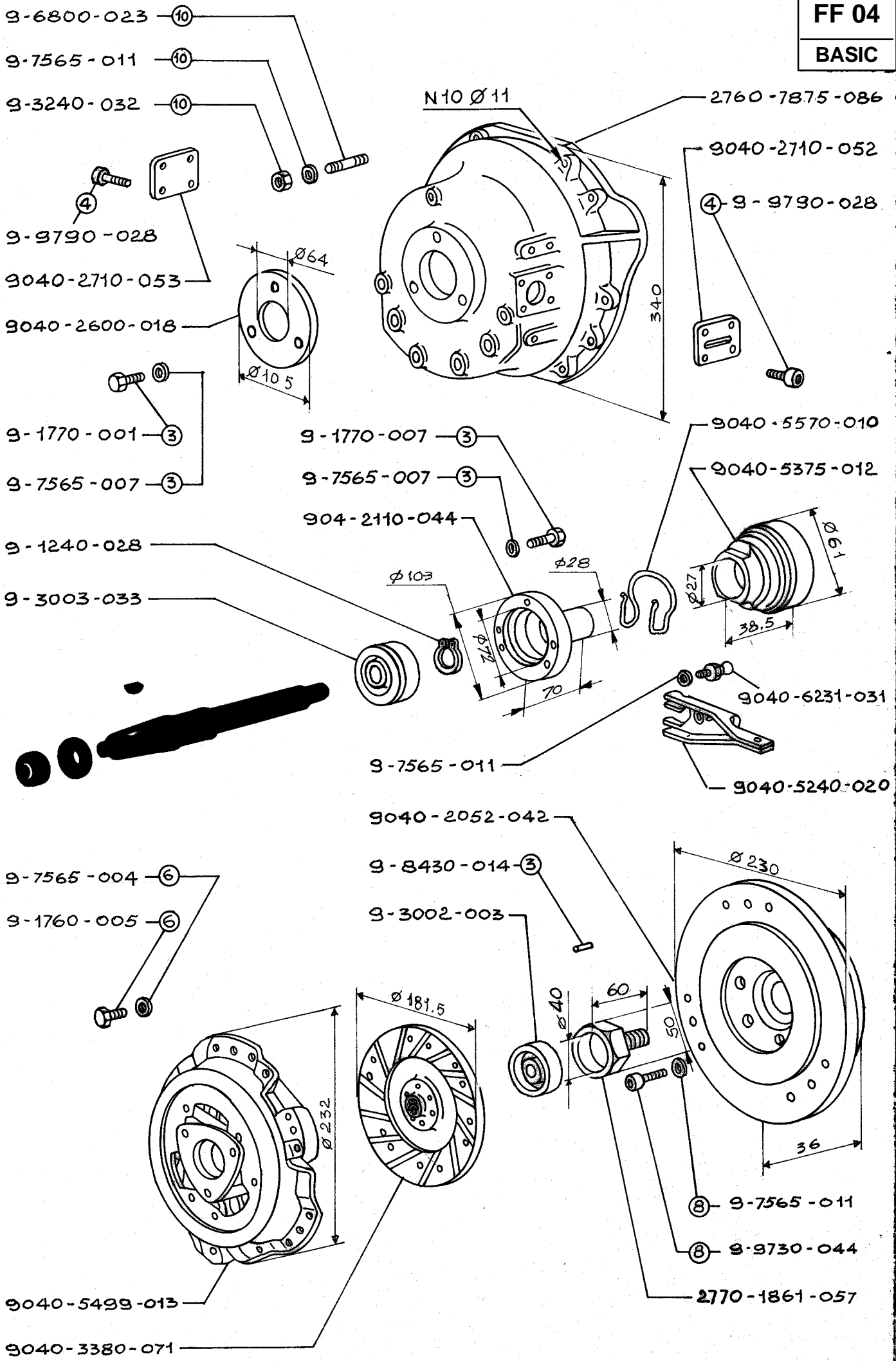
PRESA MOTO CONICA - BEVEL P.T.O.

GR.10-12 autotrazione F 187 intermittent **KIT 3600.8888.061**

15.12.1983

67.032

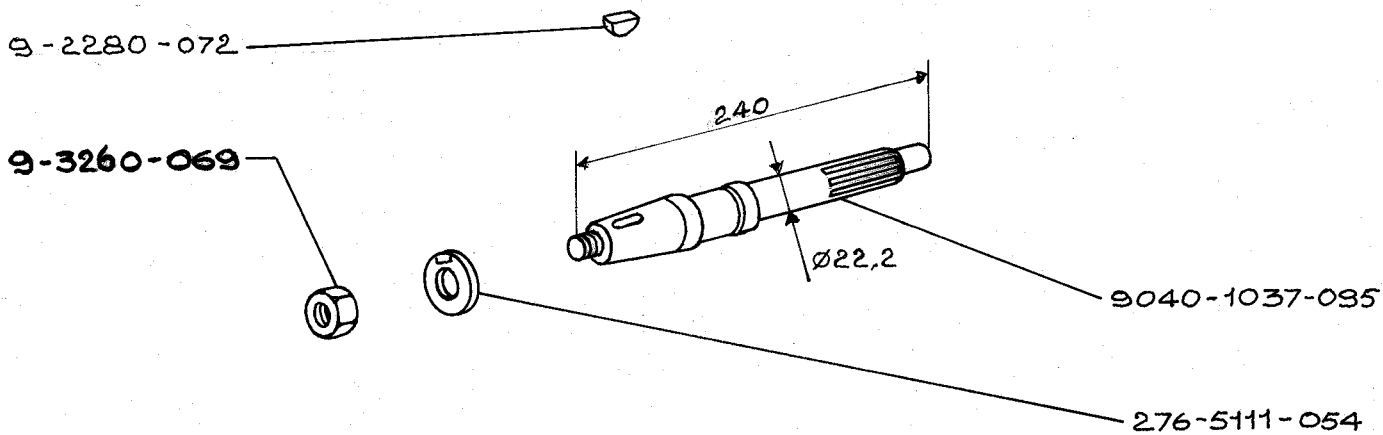
17.504



15.12.1983



41.035



PRESA MOTO CONICA - BEVEL P.T.O.

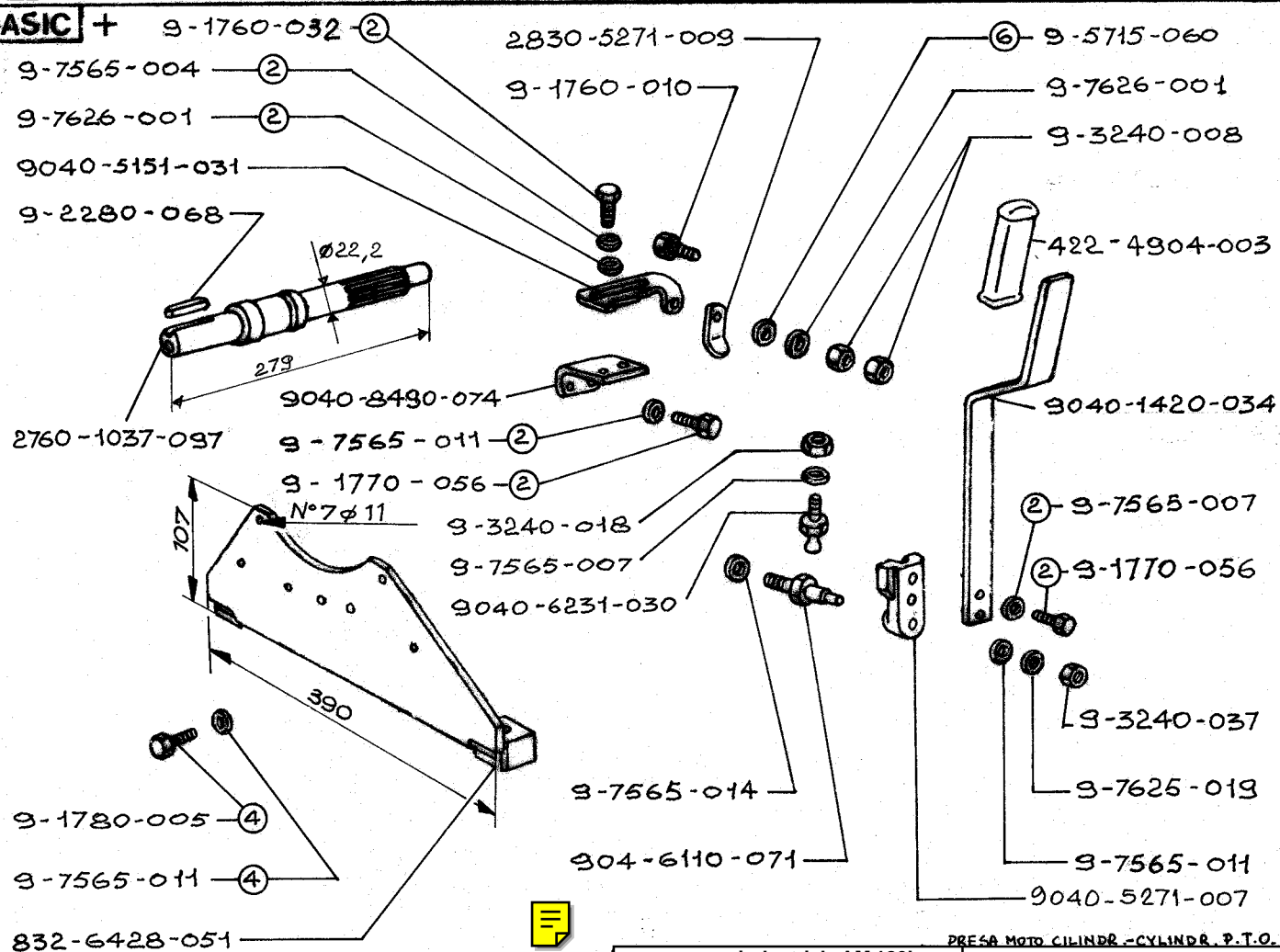
GR. 5 autotrazione AM 180L
intermittent

KIT 2760.8888.011

* NON PIÙ DISPONIBILE / NO MORE AVAILABLE

BASIC +

41.040



PRESA MOTO CILINDR. - CYLINDR. P.T.O.

GR. 5 industriale AM 180L
continuous

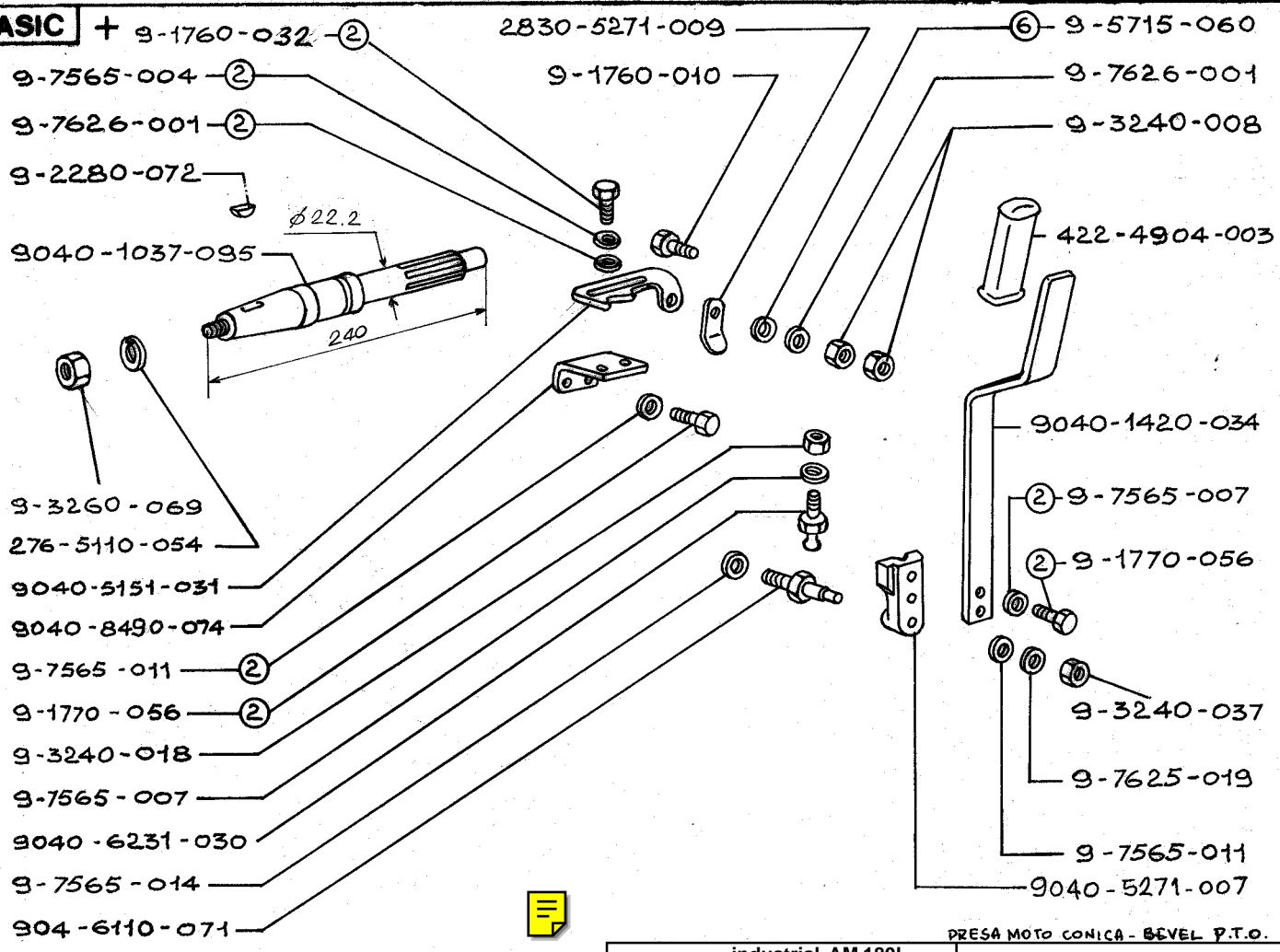
KIT 2760.8888.012*

15.12.1983



BASIC +

91.033



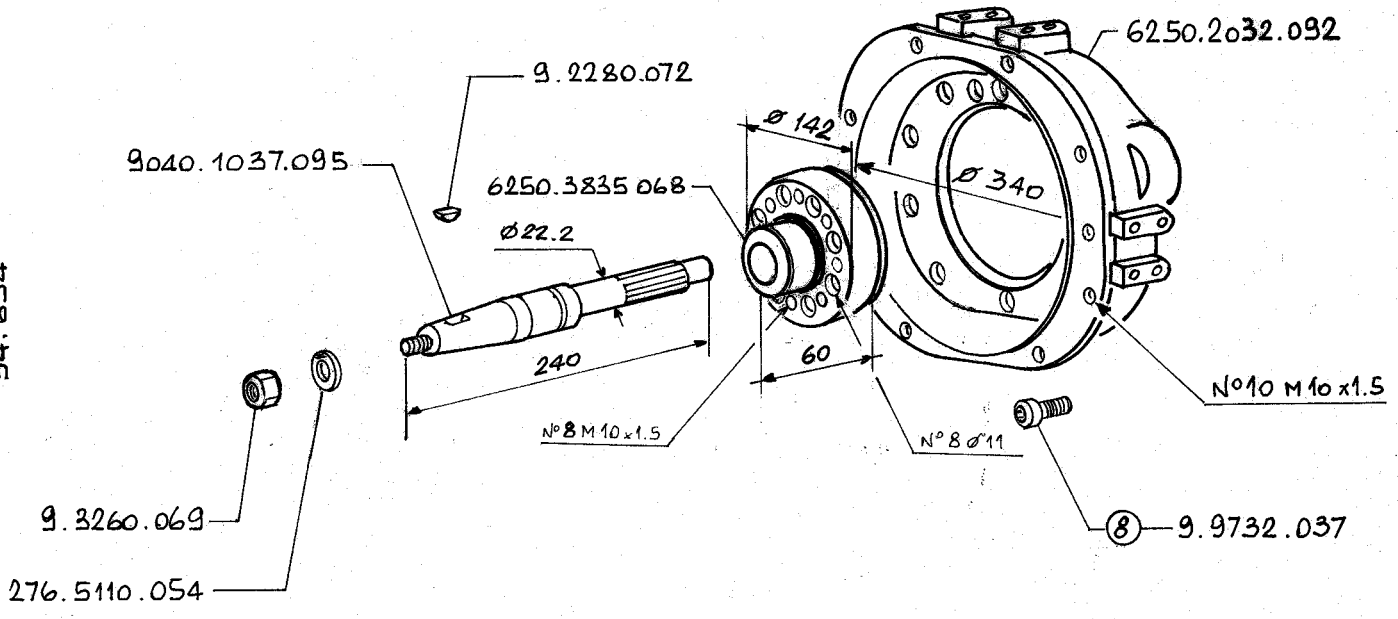
PRESA MOTO CONICA - BEVEL P.T.O.

GR. 5 industrial AM 180L
continous

KIT 2760.8888.016*

BASIC +

94.654



PRESA MOTO CONICA - BEVEL P.T.O.

GR. 11 autotrazione AM 180L
intermittent

KIT

* NON PIÙ DISPONIBILE / NO MORE AVAILABLE

15.12.1983

FF 05

BASIC

43.036

9-1770-002-4
9-7565-007-4

9-7565-007-4
9-3240-017-4
9-6780-021-4
276-6901-059
9-3003-053
276-3526-035
2760-1037-091
9-2280-069

9-7565-004-4
2760-2640-005

4 9-1770-002
4 9-7565-007

832-2600-016
N°4 M8x1,25
N°5 M10x1,5

832-6428-051

9-1770-005-2
9-7565-007-2

*2760-7670-088-2
2760-1010-048

9-1770-017
2760-5499-006

9-7565-007-6
9-1770-005-6

9-8400-025

2760-3466-012
9-3003-034
9-1240-033
9-1240-048
9-1760-003
9-7565-004
834-2710-049

276-5725-036
276-5380-014
2760-2110-038
277-3965-019
277-5680-057
2760-1031-009
9-9730-009

10 9-7565-011
9 9-1780-010
9-1780-006
2 9-1760-003
2 9-7565-004
2760-2710-050
5 9-7565-011
5 9-1780-004
9-2210-013

276-5202-092
422-4904-003
9-7565-007
9-3240-018
8230-3380-075
9-3002-003

2760-3835-051
8 9-7565-011
8 9-9730-045

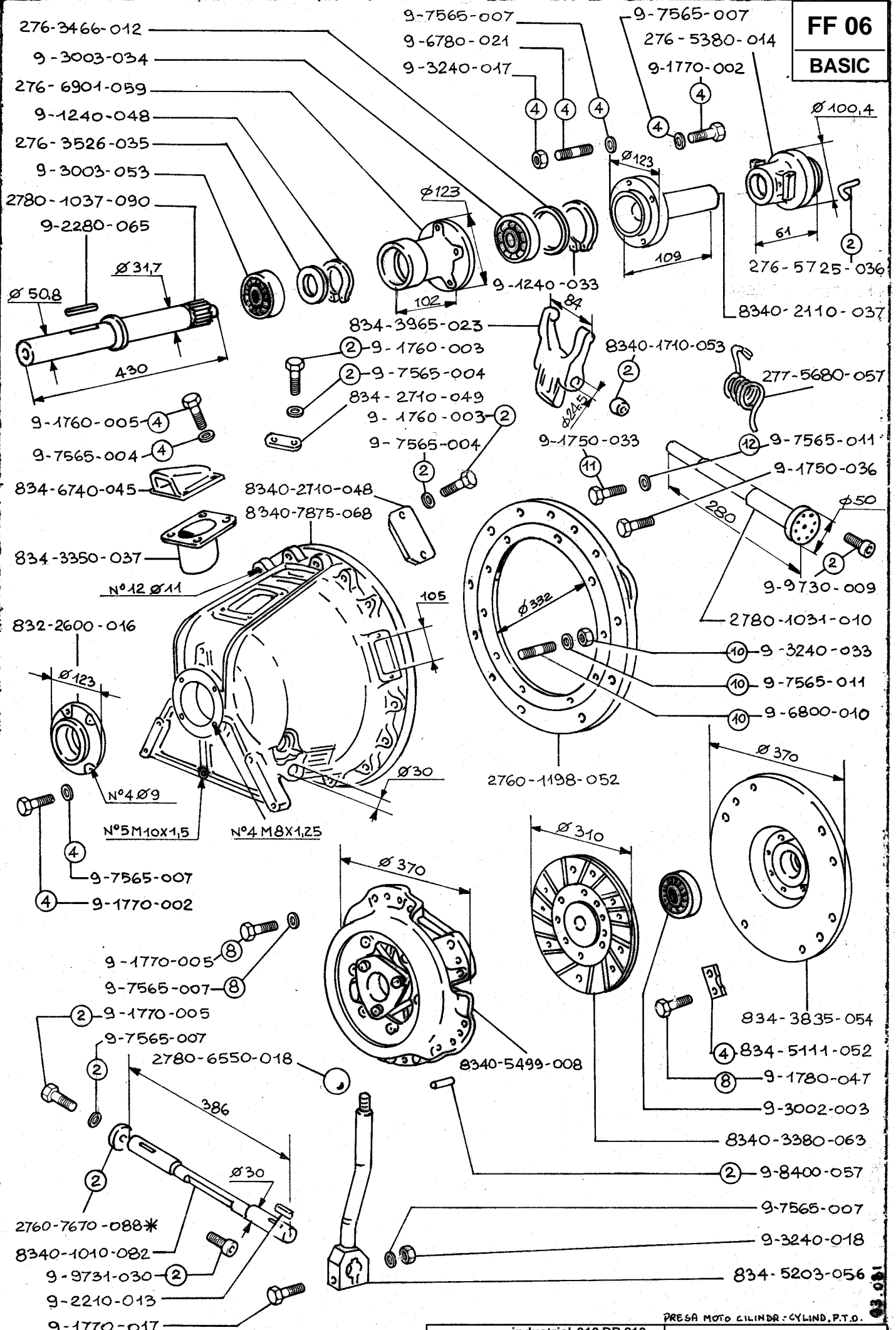
*NON PIÙ DISPONIBILE / NO MORE AVAILABLE

15.12.1983

PRESA MOTO CILINDR.-CYLIND. P.T.O.

GR. 5 industrial 250 DBR 600 continuous KIT 2770.8888.013*

FF 06
BASIC



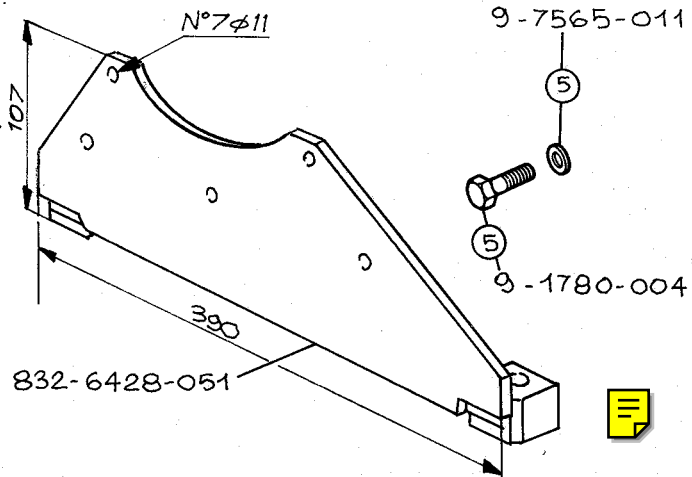
* NON PIU' DISPONIBILE / NO MORE AVAILABLE

15.12.1983

PRESA MOTO CILINDRO - CYLINDER, P.T.O.



BASIC +



832-6428-051

PRESA MOTO CILINDR.-CYLIND.P.T.O

GR. 5 industrial 310 DB 810
continous

KIT 2780.8888.014*

BASIC +

BASIC +

BASIC +

GR.

GR.

BASIC +

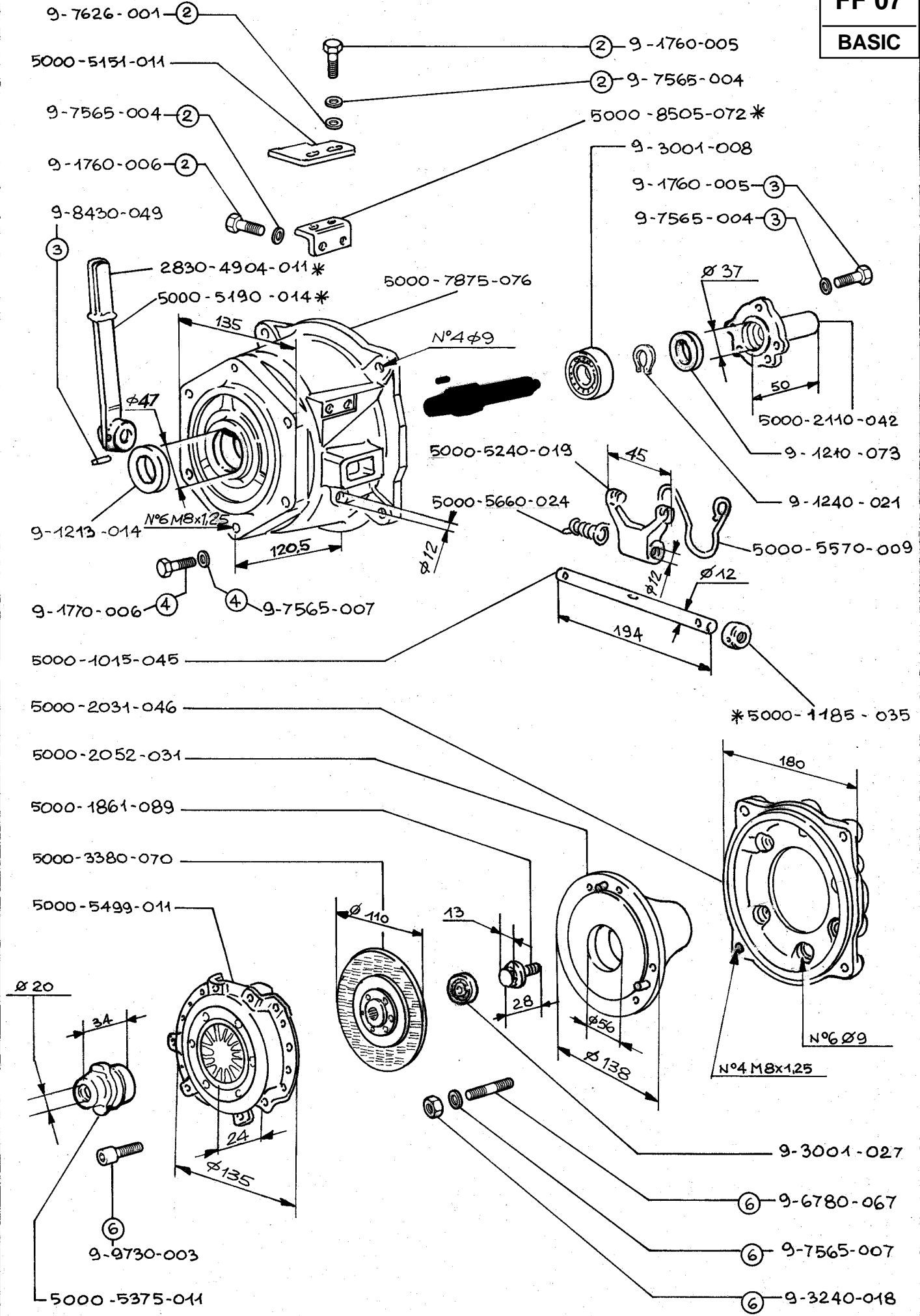
BASIC +

GR.

GR.

* NON PIU' DISPONIBILE / NO MORE AVAILABLE

* NON PIÙ DISPONIBILE / NO MORE AVAILABLE

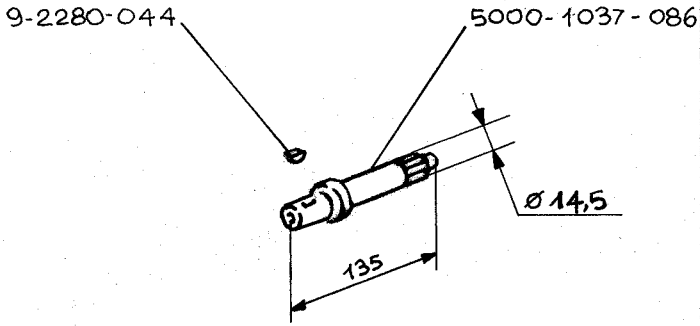


15.12.1983



⇒ FF 07

BASIC +



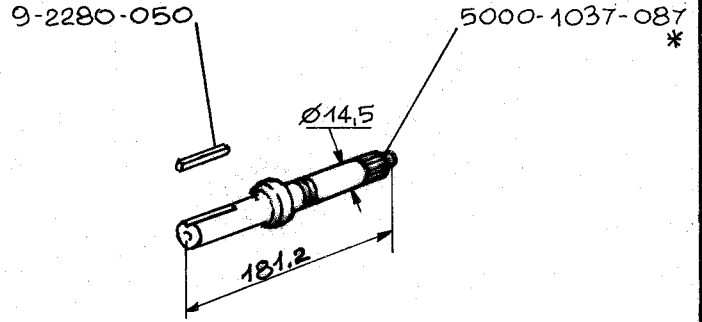
86.057

PRESA MOTD CONICA - BEVEL P.T.O.

GR. 1-6 industrial AE 110 continuous

KIT 5000.8888.021

BASIC +



86.058

* NON PIU DISPONIB.
NO MORE AVAILABLE

PRESA MOTD CILINDR. - CYLINDR. P.T.O.

GR. 6 industrial AE 110 continuous

KIT 5000.8888.022

BASIC +

GR.

BASIC +

GR.

BASIC +

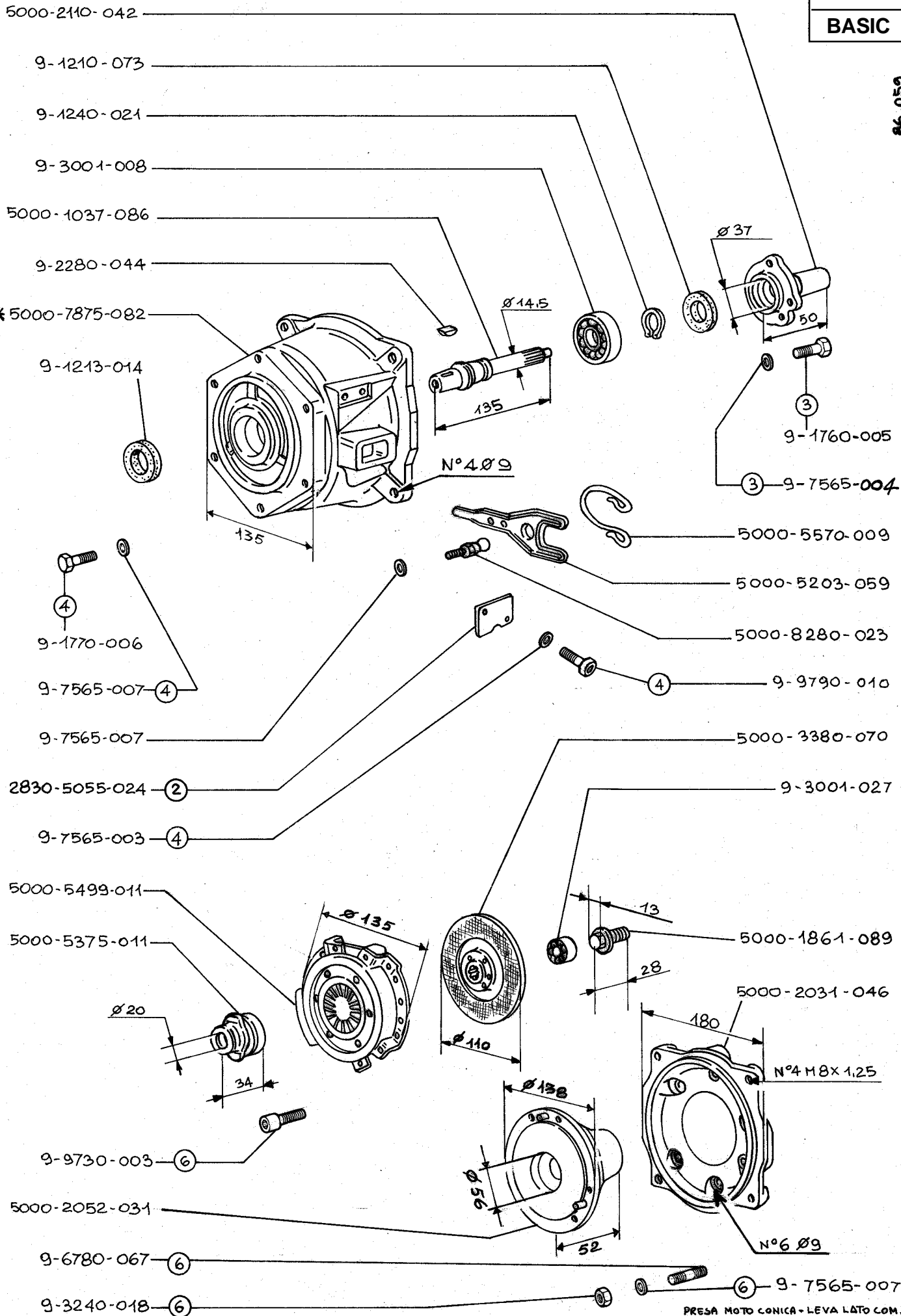
GR.

BASIC +

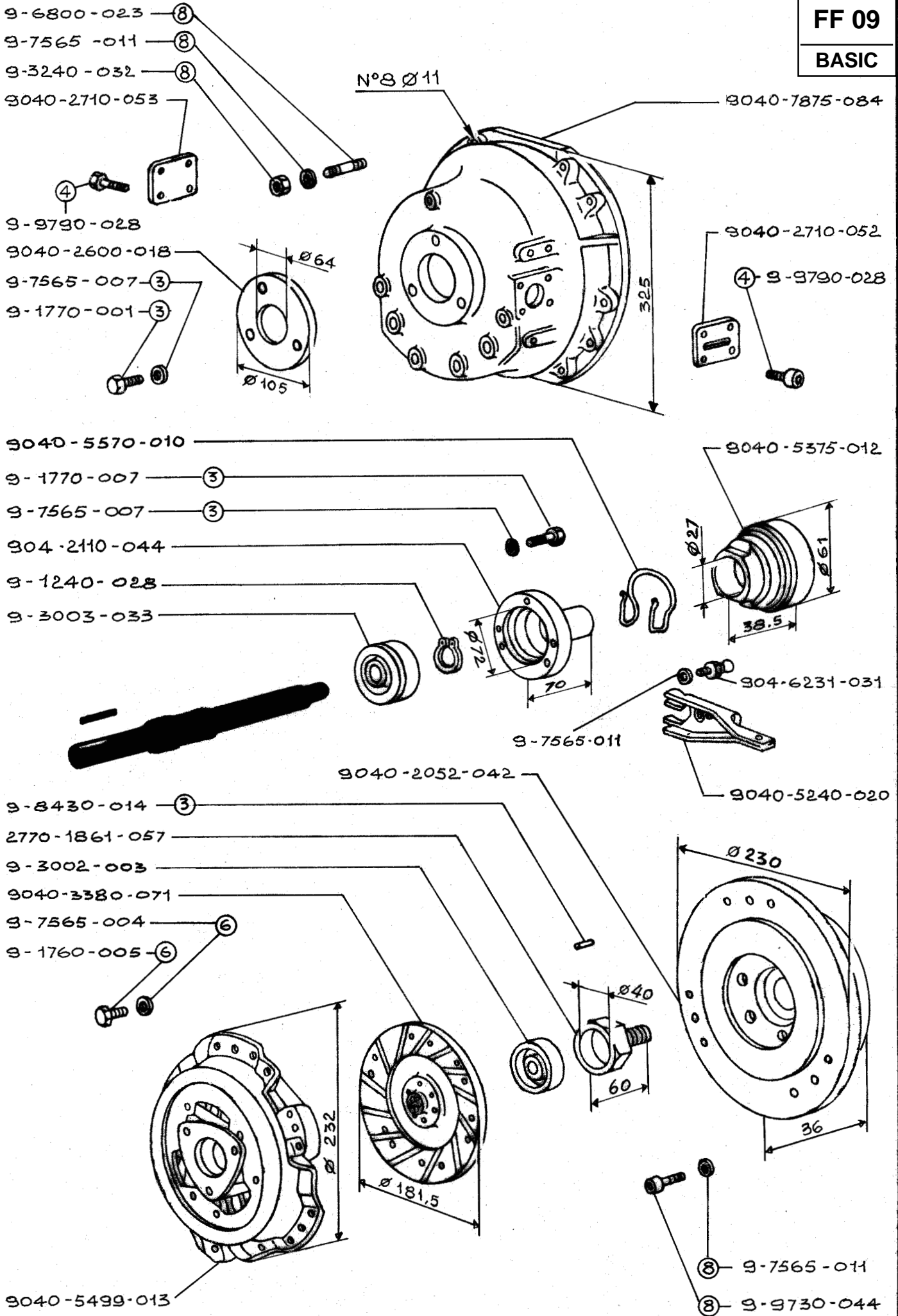
GR.

15.12.1983

* NON PIU' DISPONIBILE / NO MORE AVAILABLE



15.12.1983



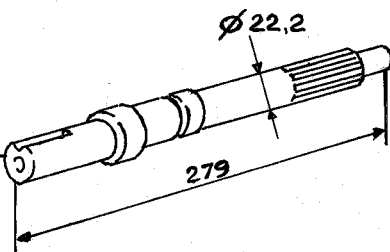
15.12.1985 03.10.1985 20.01.1986



96.004

9040-2280-083

2760-1037-097



PRESA MOTO CILINDR. - CYLINDR. P.T.O.

GR. 8-9 autotrazione AM 180L intermitt

KIT 9040.8888.032

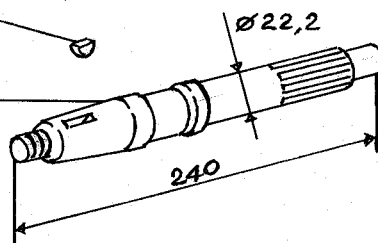
91.034

9-2280-072

9040-1037-035

9-3260-069

276-5111-054



PRESA MOTO CONICA - BEVEL P.T.O.

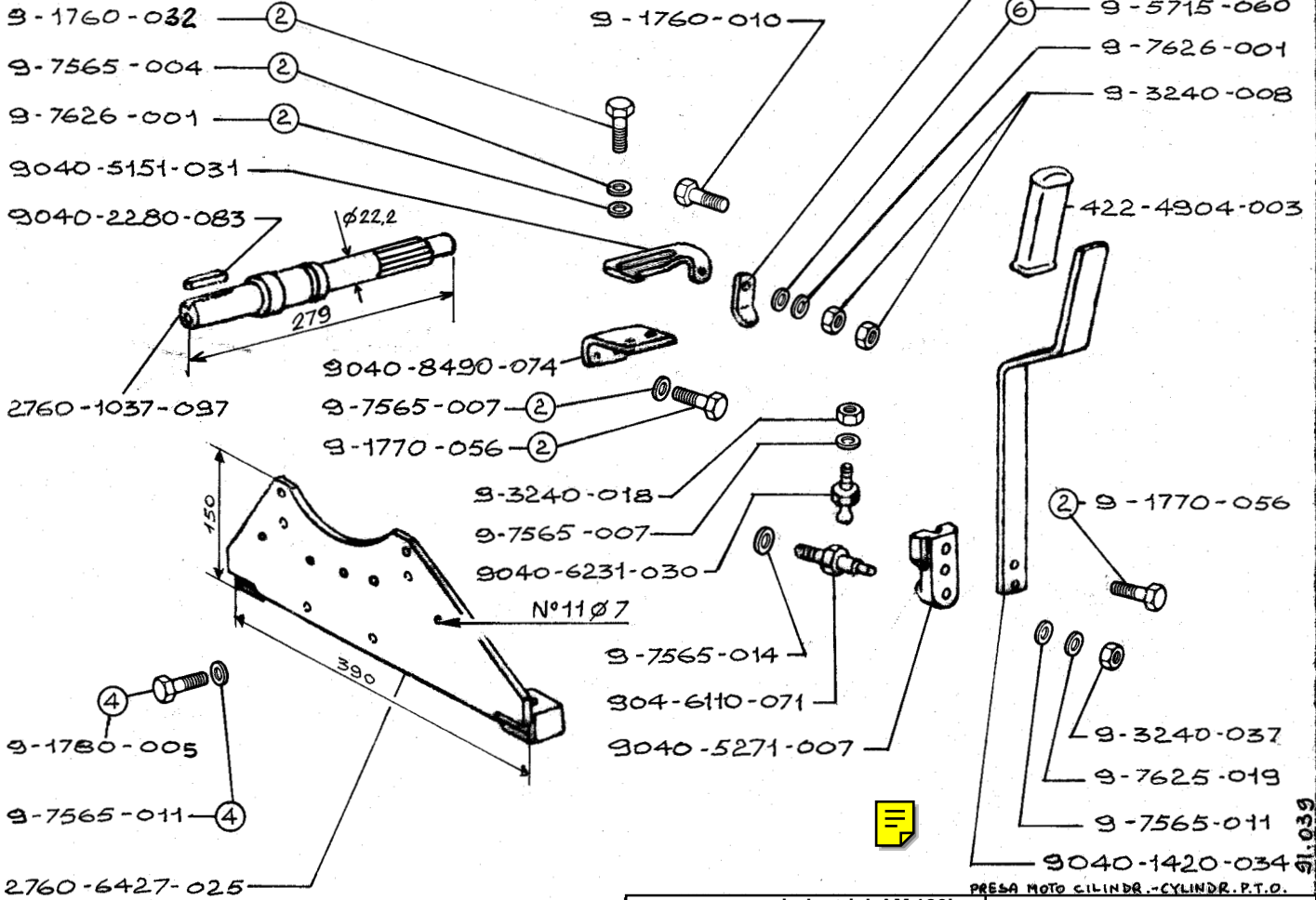
GR. 8-9 autotrazione AM 180L intermitt

KIT 9040.8888.033

15.12.1983



BASIC +



PRESA MOTO CILINDR. - CYLINDER P.T.O.

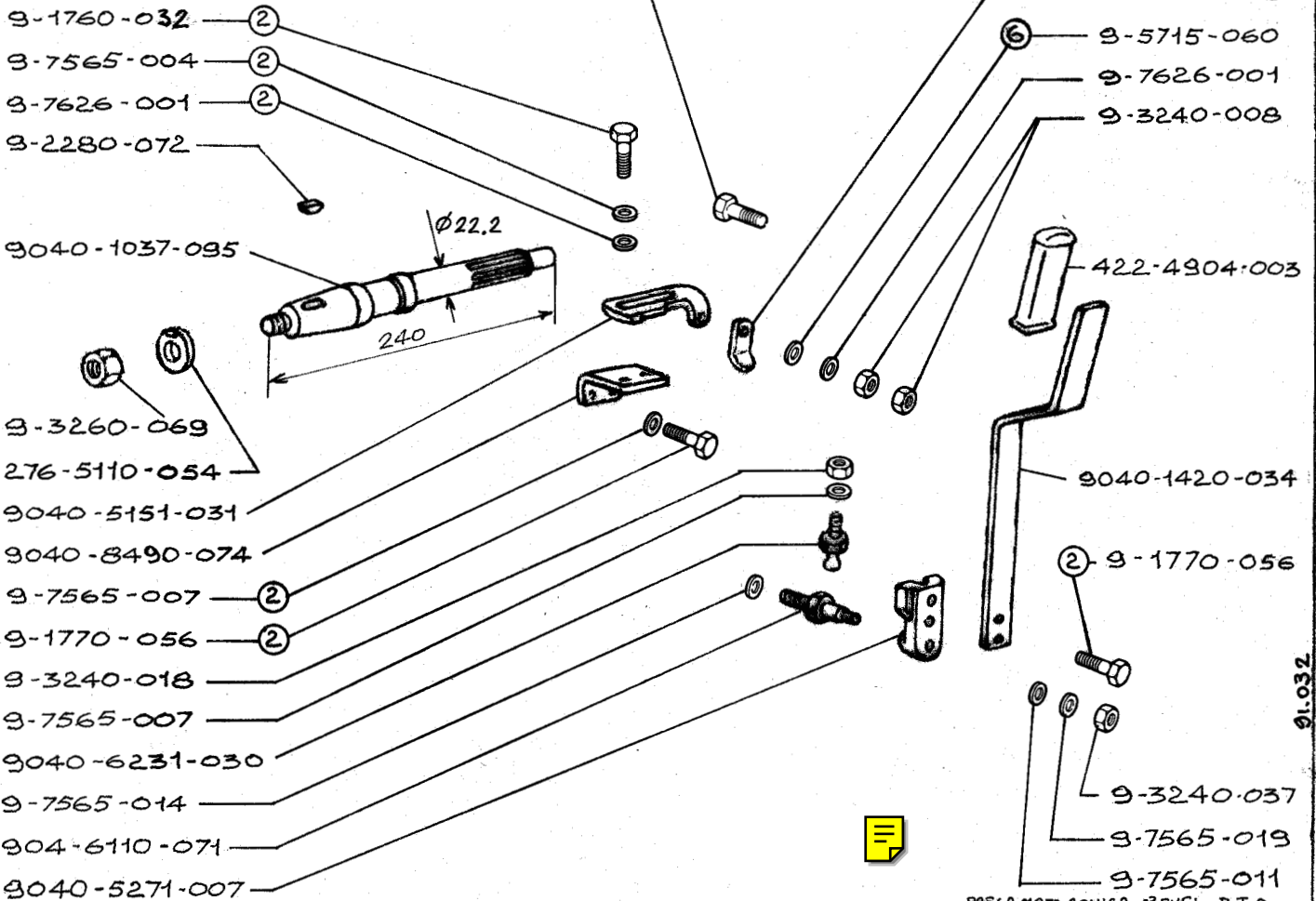
GR. 8-9 industrial AM 180L continuous

KIT 9040.8888.031*

* NON PIU' DISPONIBILE / NO MORE AVAILABLE

91.039

BASIC +



PRESA MOTO CONICA - BEVEL P.T.O.

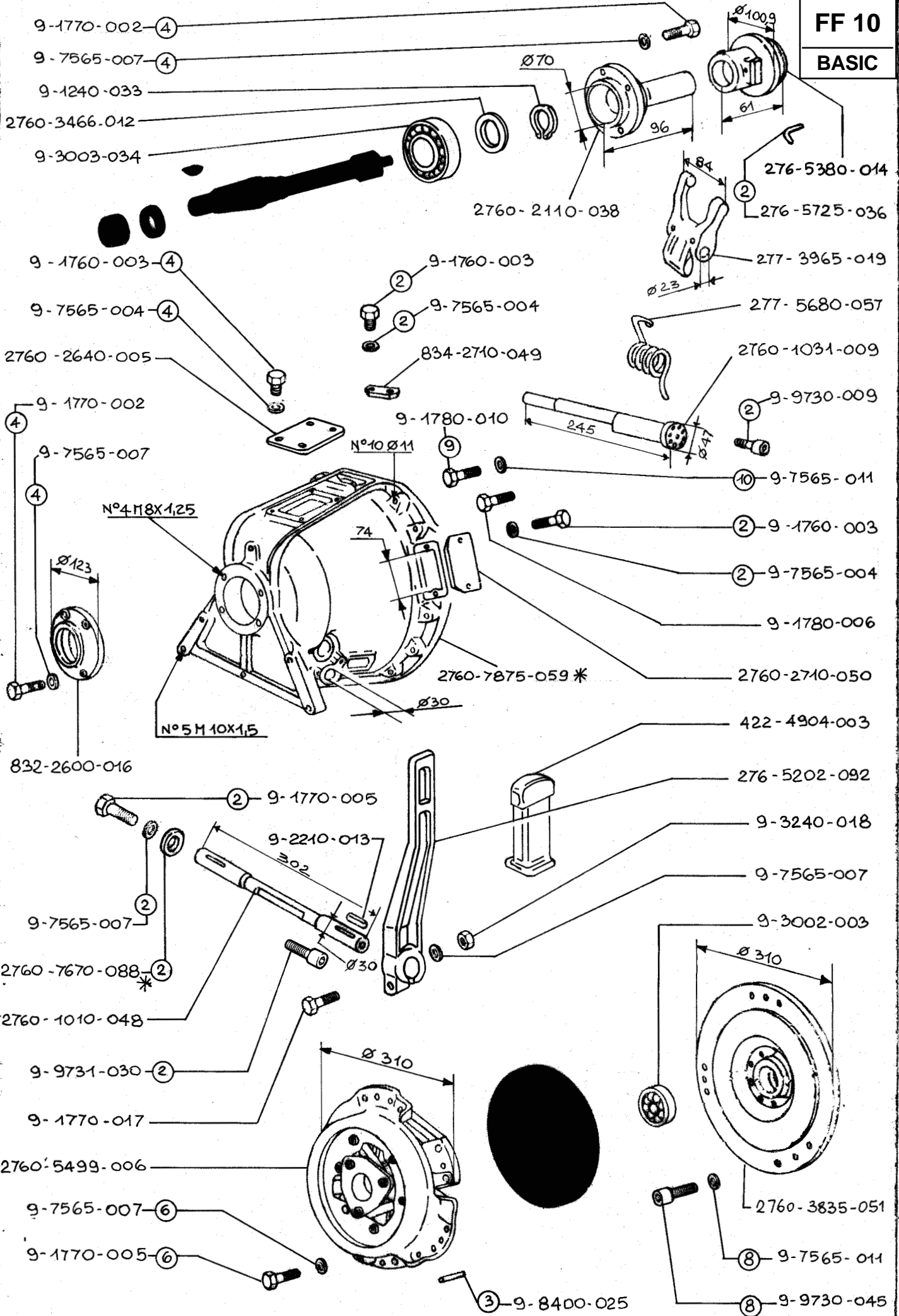
GR. 8-9 industrial AM 180L continuous

KIT 9040.8888.034*

15.12.1983

91.032

FF 10
BASIC



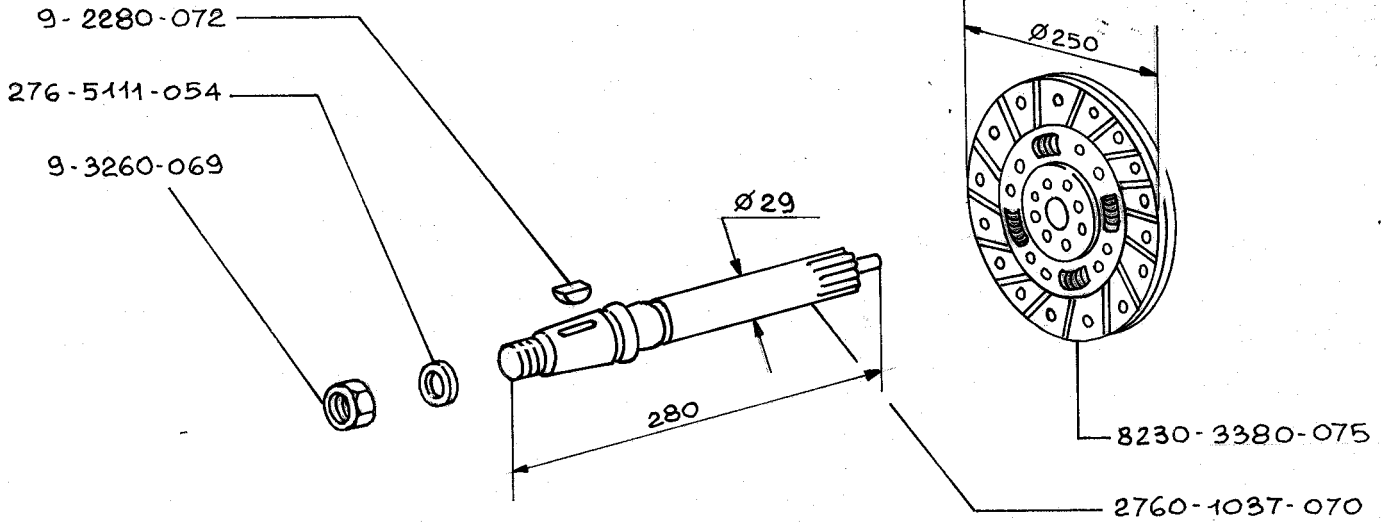
* NON PIU' DISPONIBILE / NO MORE AVAILABLE

15.12.1983



⇒ FF 10

BASIC +



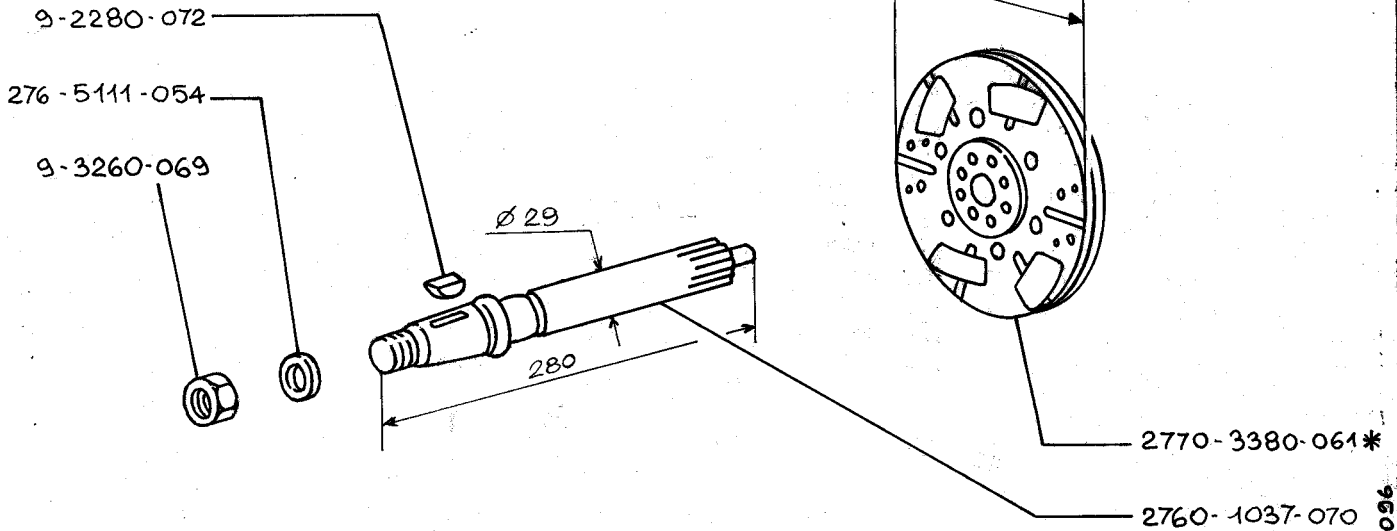
PRESA MOTO CONICA - BEVEL P.T.O.

GR. 5 industrial 250 DB 460
continuous

KIT 2770.8888.041*

87.030

BASIC +



PRESA MOTO CONICA - BEVEL P.T.O.

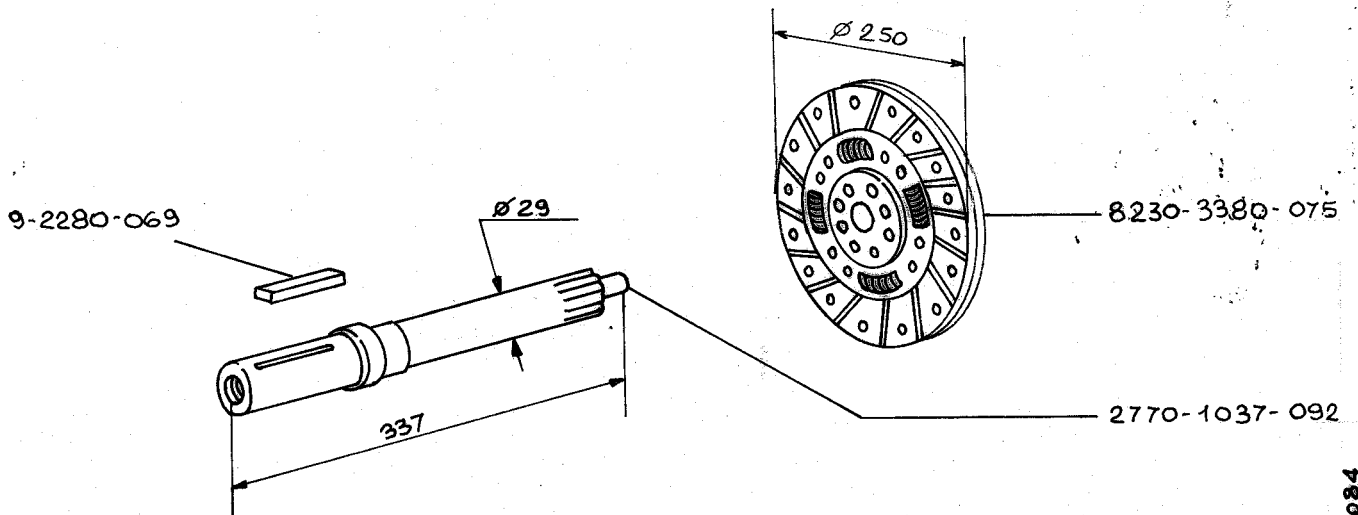
GR. 5 industrial 250 DB 460
continuous

KIT 2770.8888.042*

83.096

* NON PIÙ DISPONIBILE / NO LONGER AVAILABLE

BASIC +



PRESA MOTO CILINDR. - CYLINDR. P.T.O.

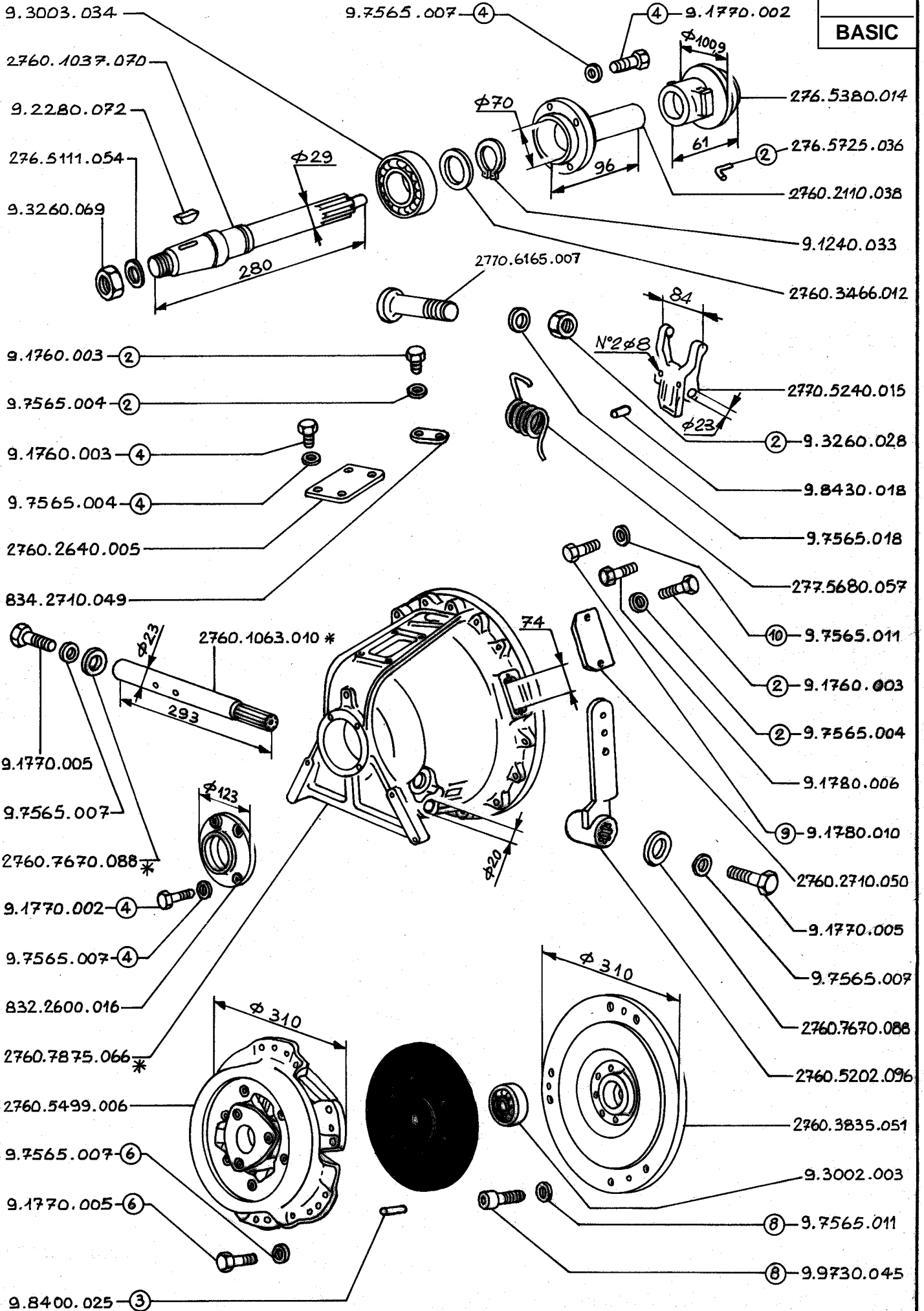
GR. 5 industrial 250 DB 460
continuous

KIT 2770.8888.046*

87.084

15.12.1983

FF 11
BASIC



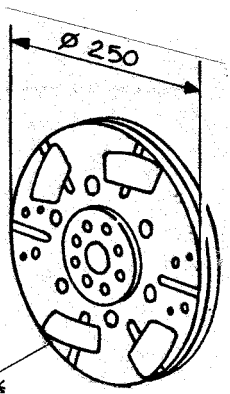
* NON PIU' DISPONIB. / NO MORE AVAILABLE

15-42-1985 20.01.1986



FF 11
BASIC +

83.005



2770.3380.061 *

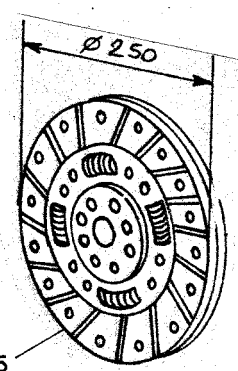


PRESA MOTO CONICA - BEVEL P.T.O.

GR. 5 autotrazione 250 DBR 600
intermittent KIT 2770.8888.044

BASIC +

87.029



8230.3380.075



PRESA MOTO CONICA - BEVEL P.T.O.

GR. 5 autotrazione 250 DBR 600
intermittent KIT 8220.8888.052

* NON PIU' DISPONIB. / NO LONGER AVAILABLE

BASIC +

BASIC +

GR. KIT

GR. KIT

BASIC +

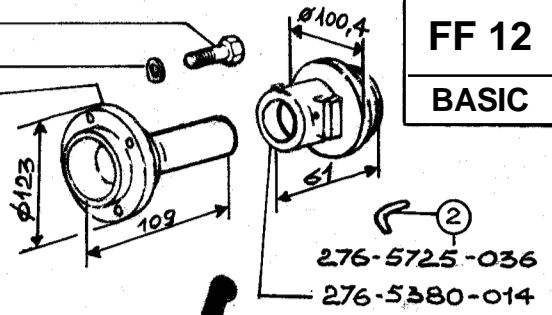
BASIC +

GR. KIT

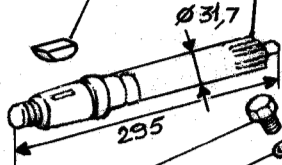
GR. KIT

20.01.1986

9-1770-002-④
9-7565-007-④
8340-2110-037

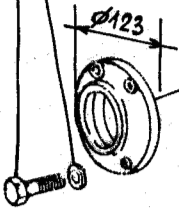


9-1240-033
2760-3466-012
9-3003-034
8340-1037-068
9-2280-072
9-3260-069
276-5111-054

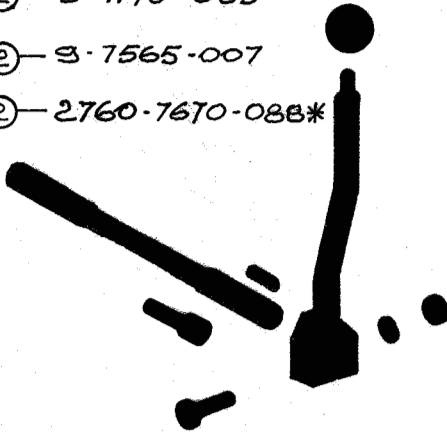


9-1760-005-④
9-7565-004-④
834-6740-045
834-3350-037

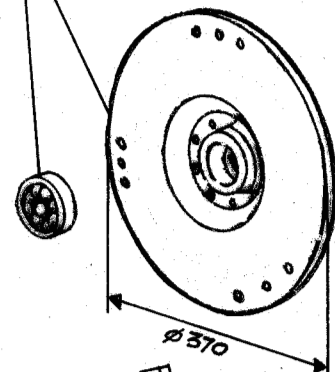
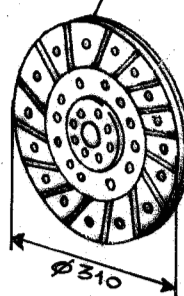
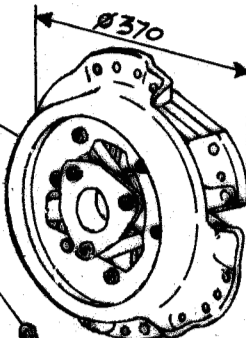
832-2600-016
④-9-1770-008
④-9-7565-007



②-9-1770-005
②-9-7565-007
②-2760-7670-088*



8340-5499-008
9-7565-007-⑧
9-1770-005-⑧



③-9-8400-057

834-5111-052
③-9-1780-047

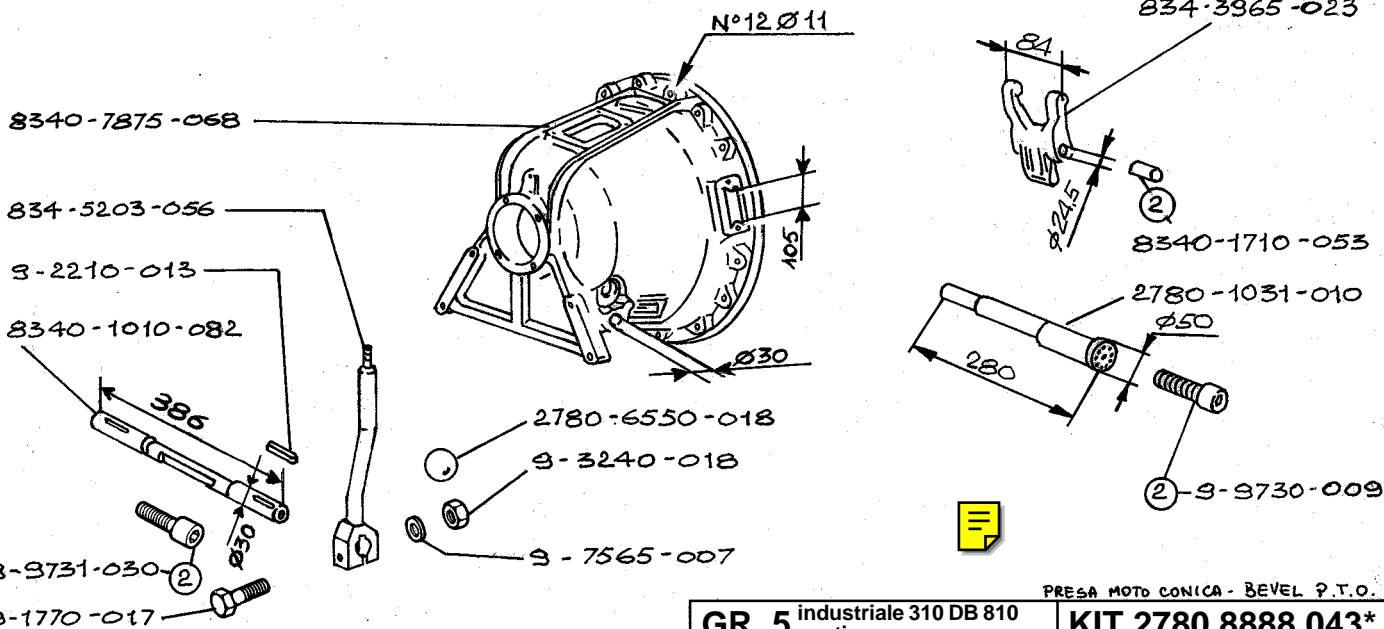
* NON PIU' DISPONIBILE / NO MORE AVAILABLE

15.12.1983



BASIC +

84.056



PRESA MOTO CONICA - BEVEL P.T.O.

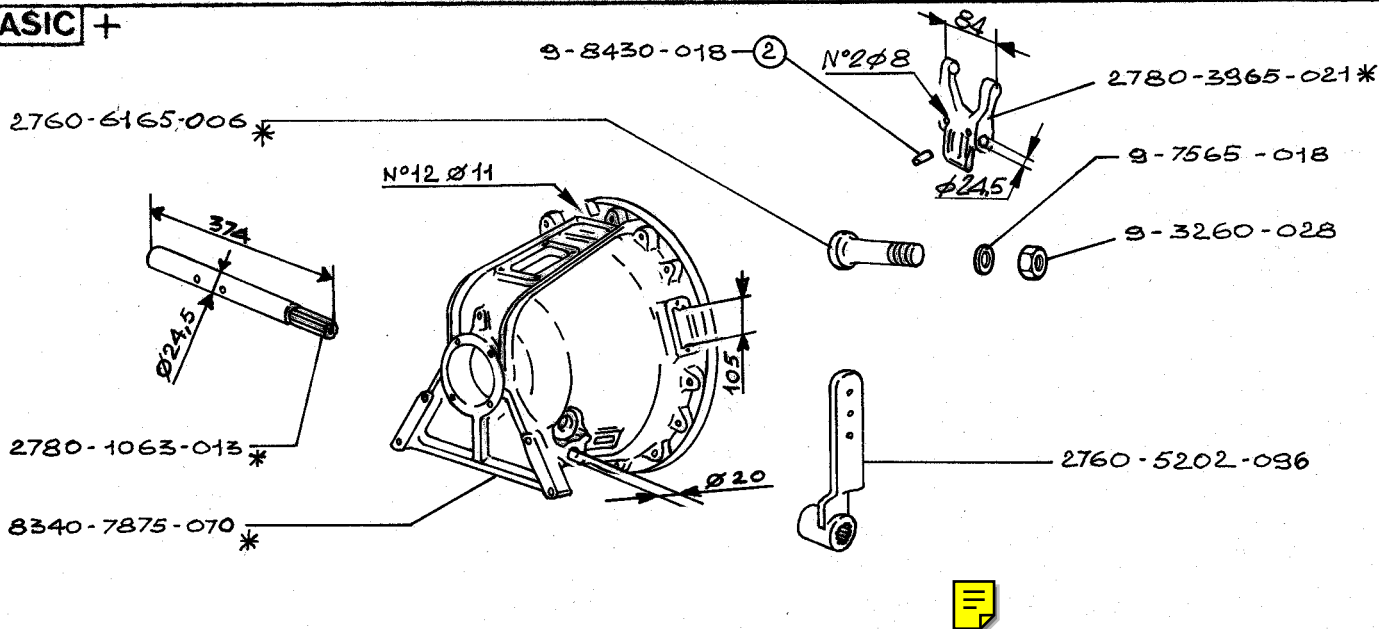
GR. 5 industriale 310 DB 810
continuous

KIT 2780.8888.043*

BASIC +

84.035

* NON PIÙ DISPONIBILE / NO MORE AVAILABLE



PRESA MOTO CONICA - BEVEL P.T.O.

GR. 5 autotrazione 310 DB 810
intermittent

KIT 2780.8888.045

BASIC +

6720-3835-075

6720-2816-048

9-9765-003

6720-3260-083

9-3002-010

3-6720-5680-100

6720-3380-080

6720-6225-018

3-6720-6165-010

3-6720-5271-050

3-9-1240-003

3-6720-7770-102

3-6720-6165-009

3-9-8430-057

9-1241-019

6720-3430-096

6-6720-5680-101

9-5000-019

9-9732-064

6720-8478-007

6720-5680-099

6720-6040-018

9-1760-001

9-7565-004

6720-2640-010

6720-2471-050

6720-5375-014

2-9-8430-015

6720-5380-018

9-3001-058

9-1240-091

9-1240-041

6720-4431-090

9-1210-034

3-9-5000-019

6720-2110-049

9-1240-033

2-9-2210-018

6720-2280-106

10x10x64
9-7626-027

6720-5240-026

6720-1063-014

3-9-5000-019

9-1240-066

6720-5200-286

9-7565-011

9-1780-006

6720-1037-099

9-3003-005

4-9-1770-004

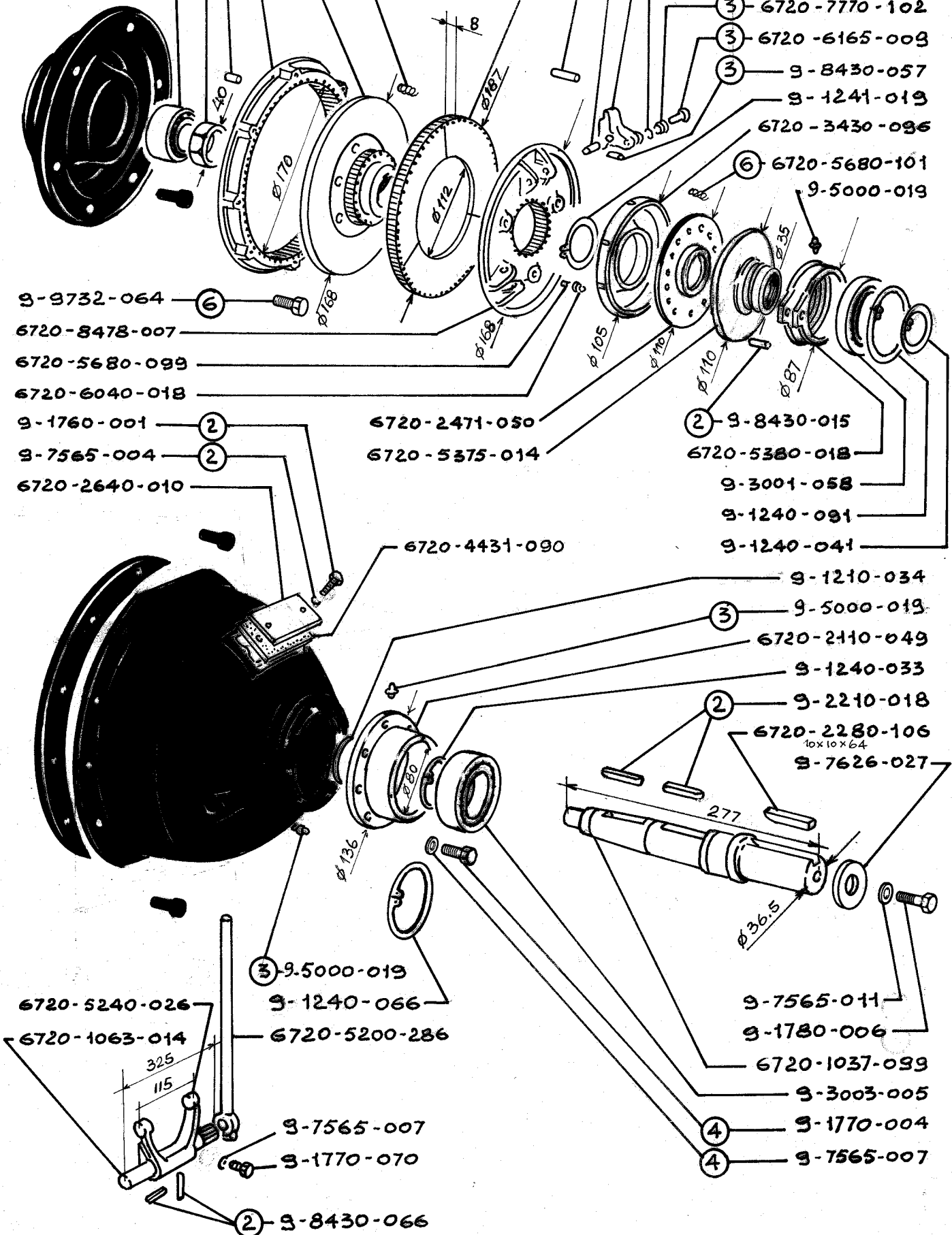
4-9-7565-007

9-7565-007

9-1770-070

2-9-8430-066

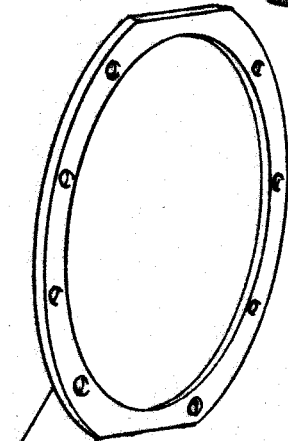
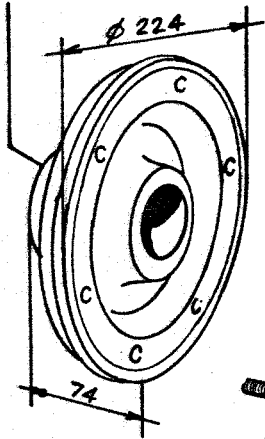
3-9-1984 18-9-1985 05-11-1986



→ FF 13
BASIC +

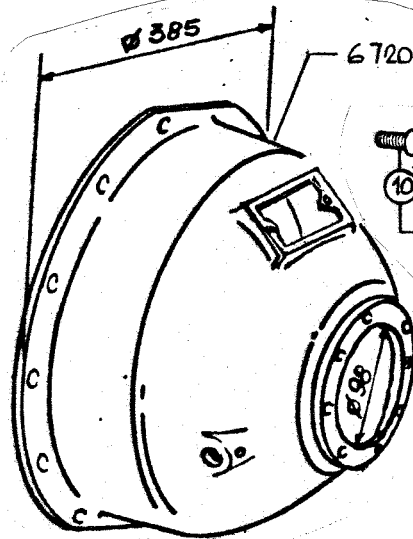
9040-3902-133

9-9730-044



9-9730-044

2760-1198-092



6720.7875.094

9-9730.044

VALIDO FINO... / UP TO ENG. S.NO... vedi/see C.T. 5119

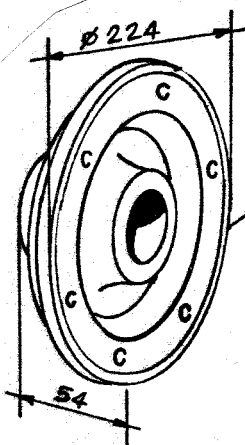
BD 110/15 INDUSTRIALE/CONTINUOUS - PRESA MOTO CIL. /CYL.P.T.O.

GR. 8-9

KIT 9040.8888.035



BASIC +

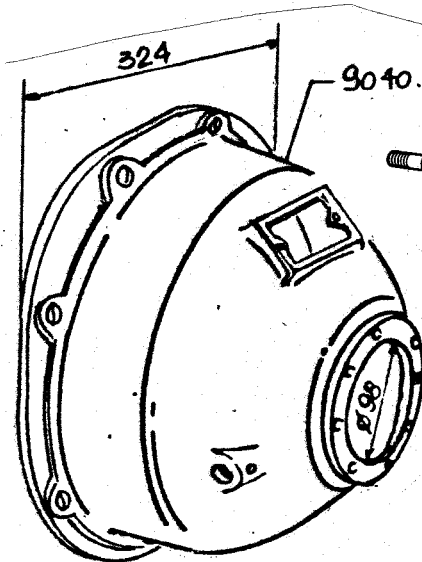


2760-3902-131

9-9732-037



94.896



9040.7875.096

9-3240.032

9-7565.011

9-6800.025

VALIDO DA... / FROM ENG. S.NO... vedi/see C.T. 5119

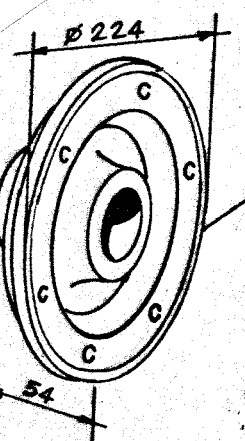
BD 110/15 INDUSTRIALE/CONTINUOUS - PRESA MOTO CIL. /CYL.P.T.O.

GR. 8-9

KIT 9040.8888.035



BASIC +

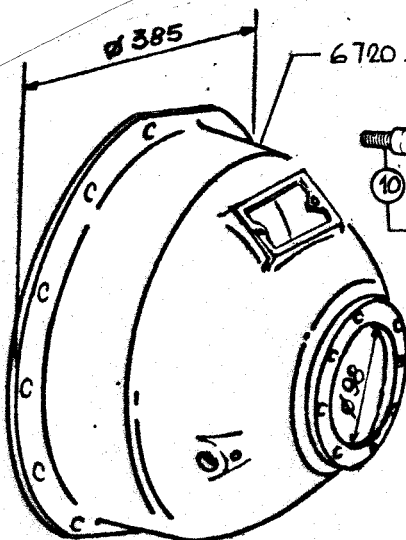


2760-3902-131

9-9732-037



94.054



6720.7875.094

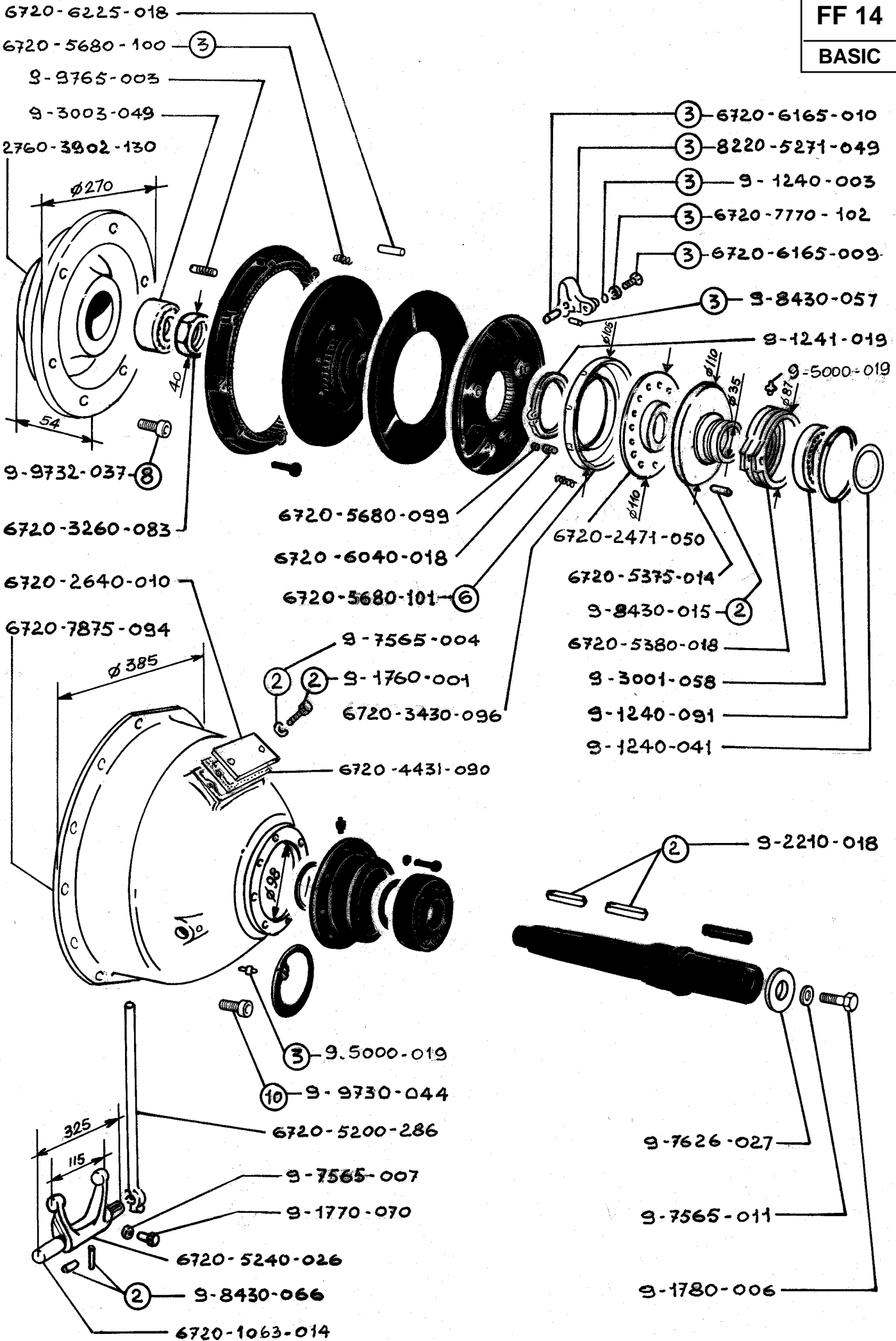
9-9730.044

BD 110/15 INDUSTRIALE/CONTINUOUS - PRESA MOTO CIL. /CYL.P.T.O.

GR. 5 / 5LD 675-2

KIT 6720.8888.047





3-9-1984 18.09.1985



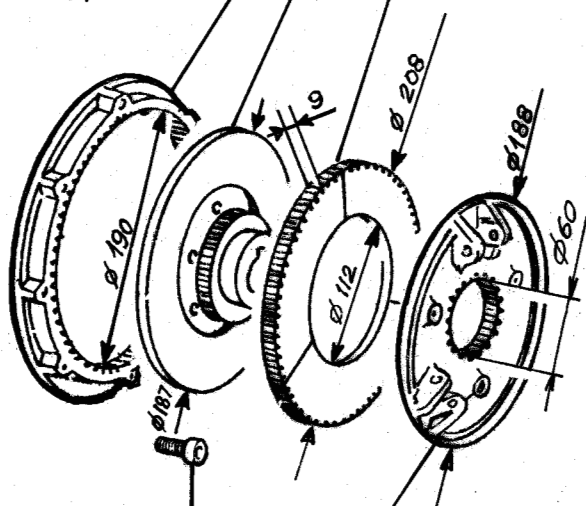
⇒ FF 14

BASIC +

8220-3380-078

8220-3835-072

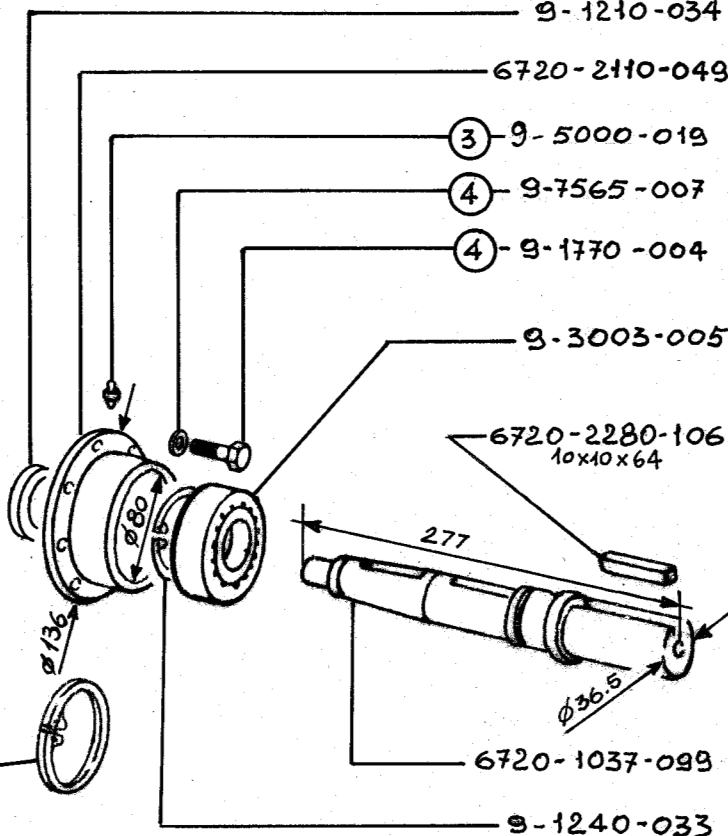
8220-2816-046



9-9730-044-6

8220-8478-005

9-1240-066



9-1210-034

6720-2110-049

3-9-5000-019

4-9-7565-007

4-9-1770-004

9-3003-005

6720-2280-106
10x10x64

277

$\phi 36.5$

6720-1037-099

9-1240-033



94-055

BD 112/16 INDUSTRIALE/CONTINUOUS - PRESA MOTO CILINDR./CYLINDR. P.T.O.

GR. 5LD 825-2 - 5LD 825-2/L

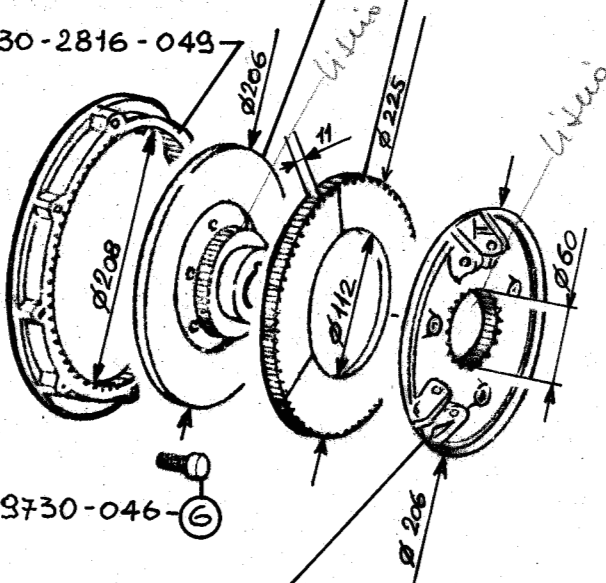
KIT 8220.8888.048

BASIC +

6730-3380-081

6730-3835-076

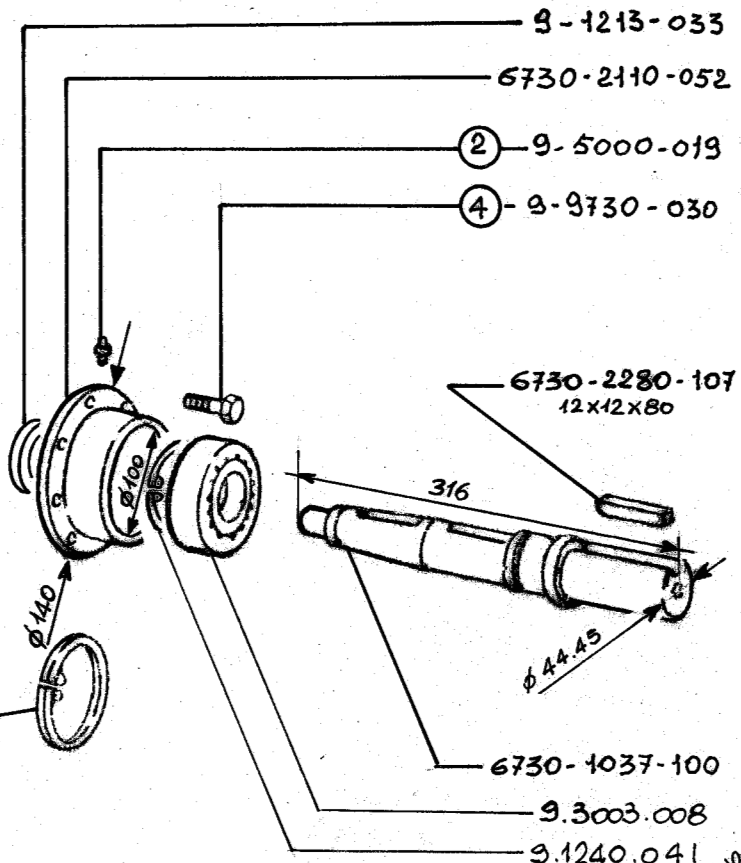
6730-2816-049



9-9730-046-6

6730-8478-008

9-1240-085



9-1213-033

6730-2110-052

2-9-5000-019

4-9-9730-030

6730-2280-107
12x12x80

316

$\phi 44.45$

6730-1037-100

9-3003-008

9-1240-041



94-056

BD 118/24 INDUSTRIALE/CONTINUOUS - PRESA MOTO CILINDR./CYLINDR. P.T.O.

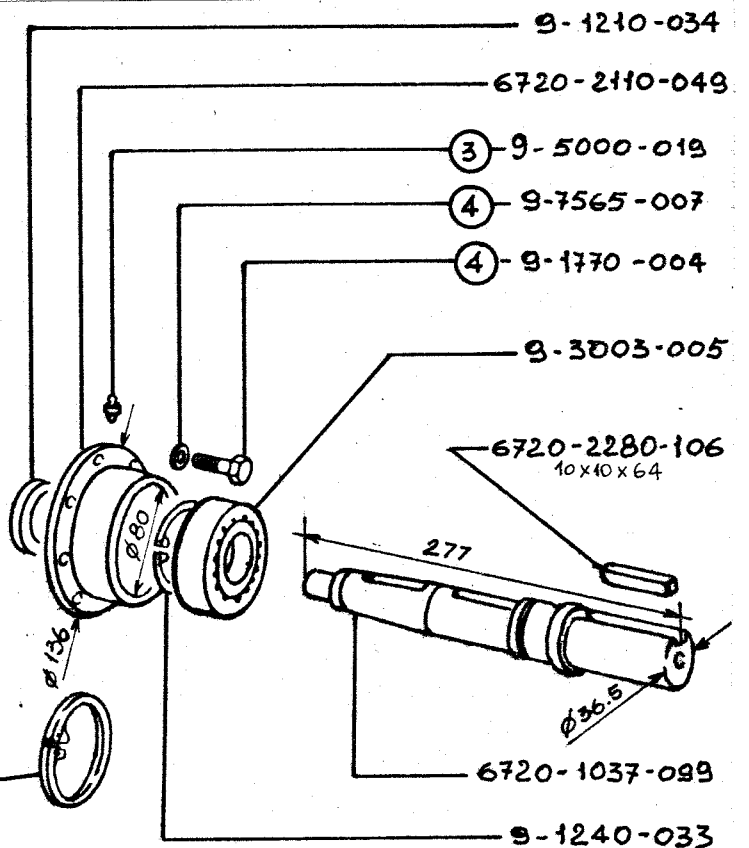
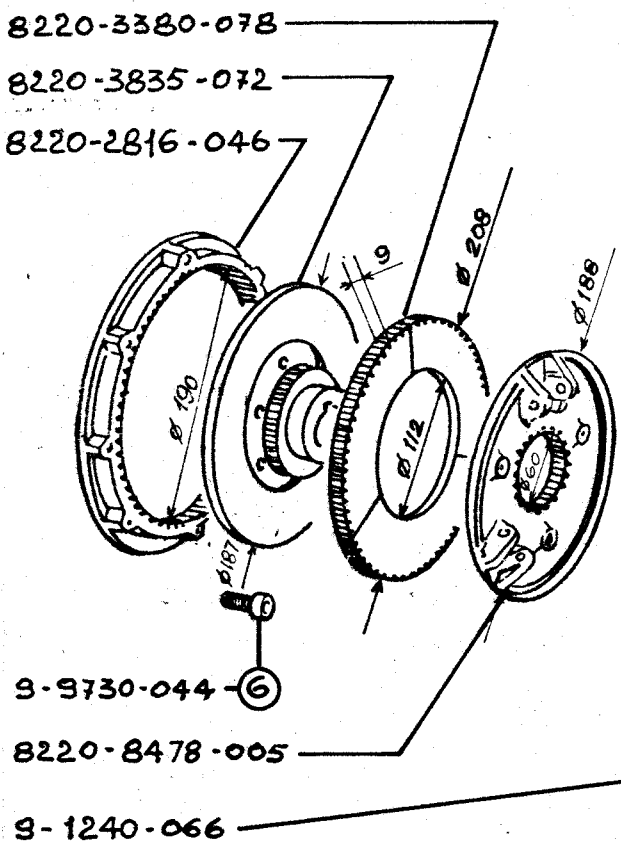
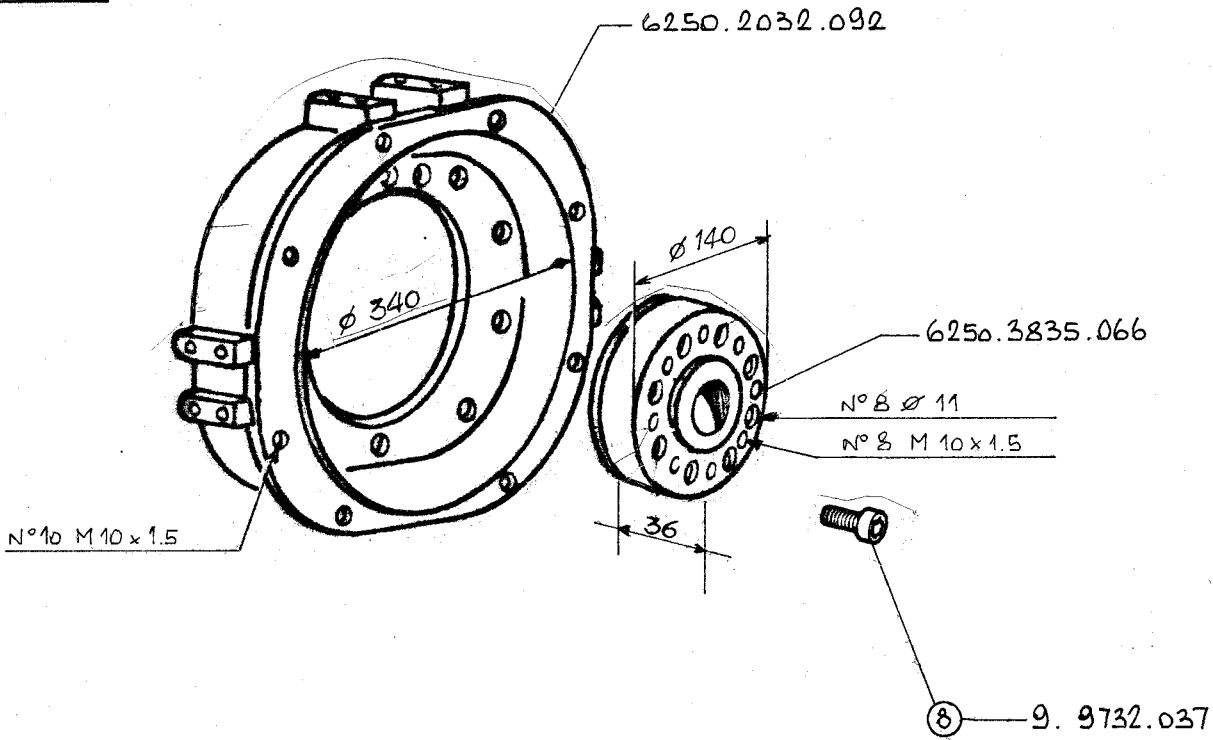
GR. 5LD 675-3 - 825-2 - 825-2/L - 930-3

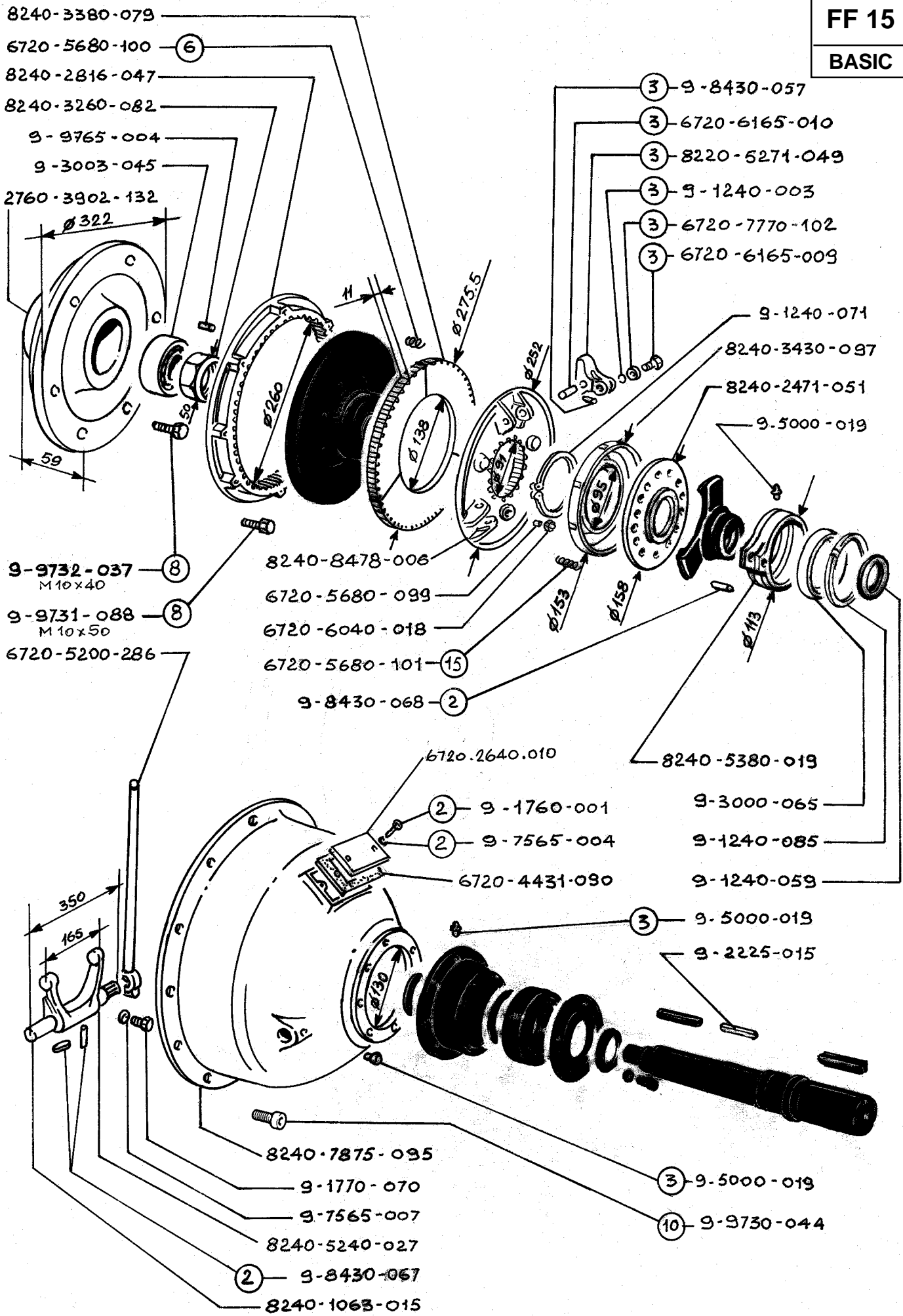
KIT 6730.8888.049

18.9.1985

3-9-1984



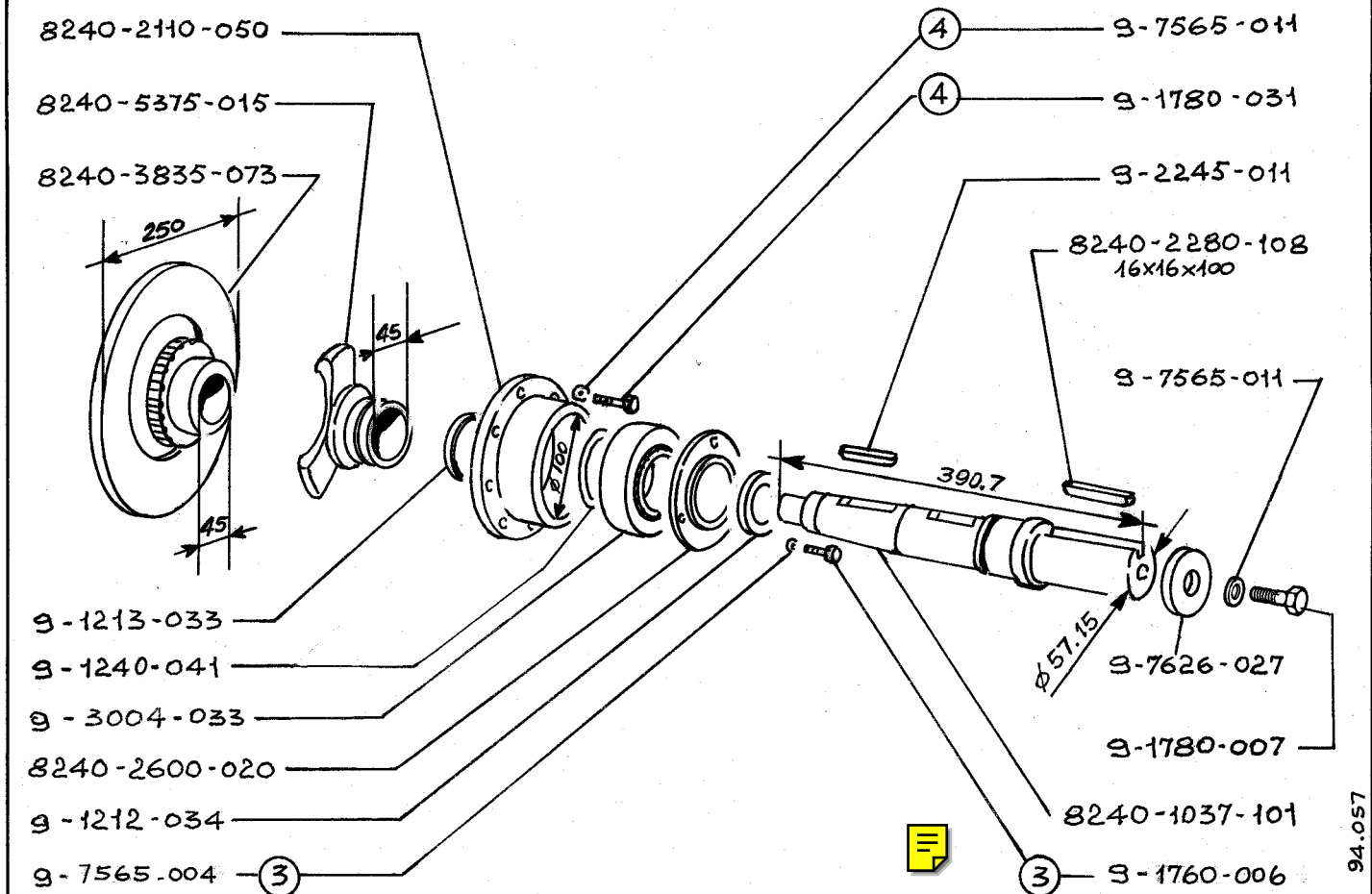




3.9.1984 18.9.1985



⇒ FF 15
BASIC +



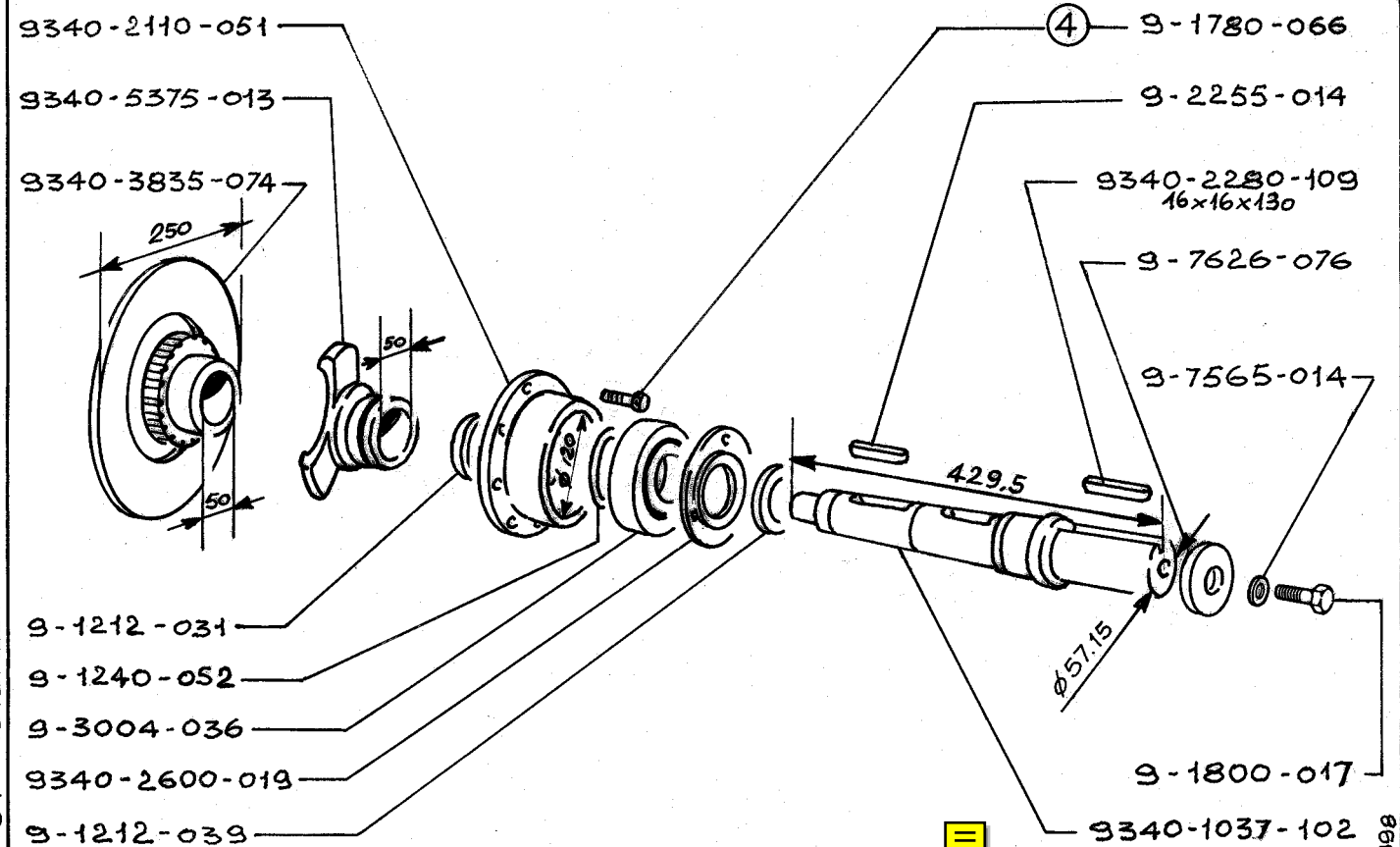
BD 130/50 INDUSTRIALE/CONTINUOUS - PRESA MOTO CILINDRICA/CYLINDR. P.T.O.

GR. 5LD 825-4 - 5LD 825-4/L

KIT 8240.8888.050

94.057

BASIC +



BD 130/51 INDUSTRIALE/CONTINUOUS - PRESA MOTO CILINDRICA/CYLINDR. P.T.O.

GR. 5LD 930-4

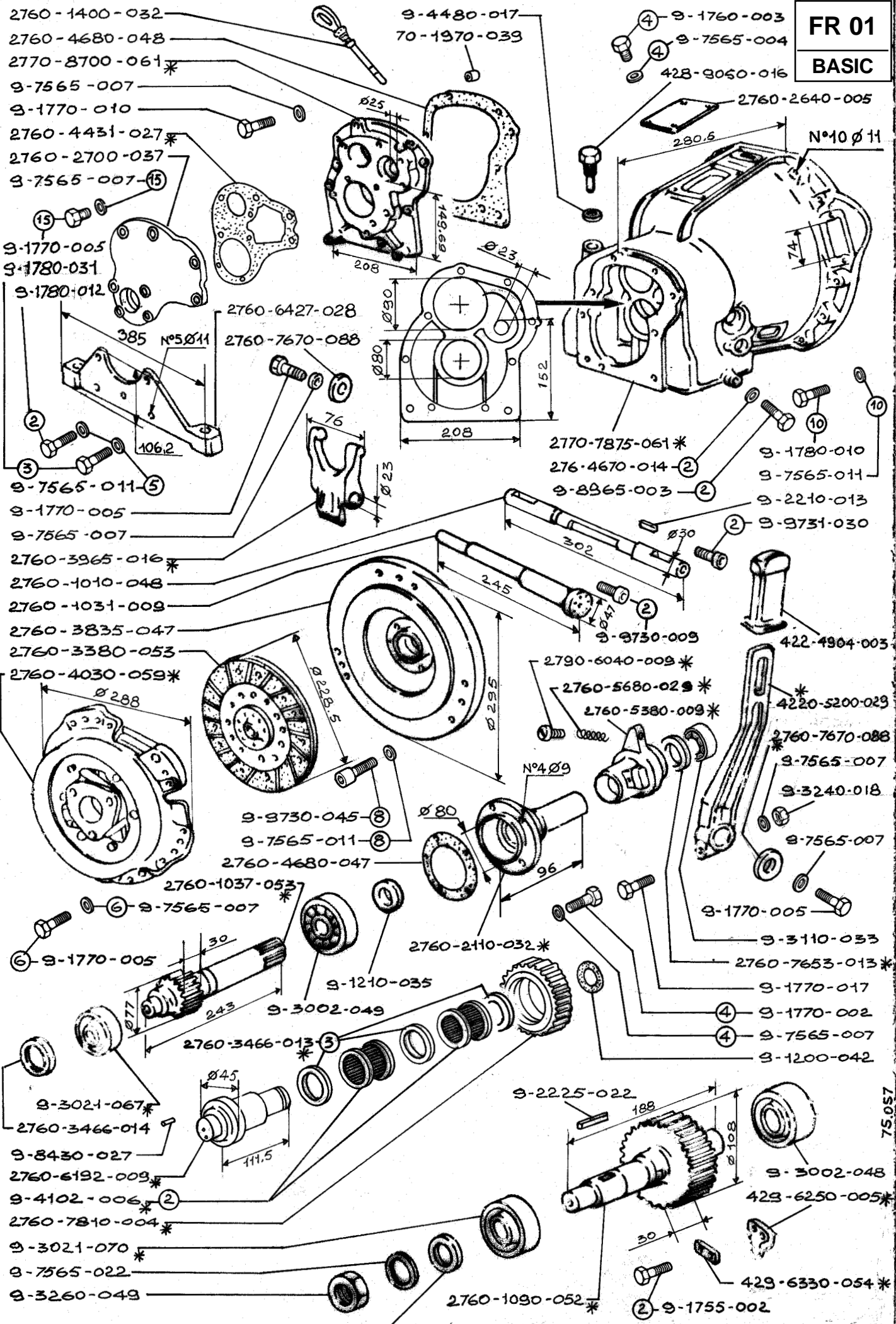
KIT 9340.8888.051

96.998

3-9-1984 18-9-1985

FR 01
BASIC

* NON PIU' DISPONIB. / NO MORE AVAILABLE



15.12.1983

75.057

FR 02

BASIC

N°10 Ø11

2760-1400-032

428-9050-016

9-4480-017

8320-7875-062

70-1970-039

2760-4680-048

2760-8700-060

9-7565-007

9-1770-010

2760-4431-027*

2760-2700-037

2760-6427-028

15 9-1770-005

15 9-7565-007

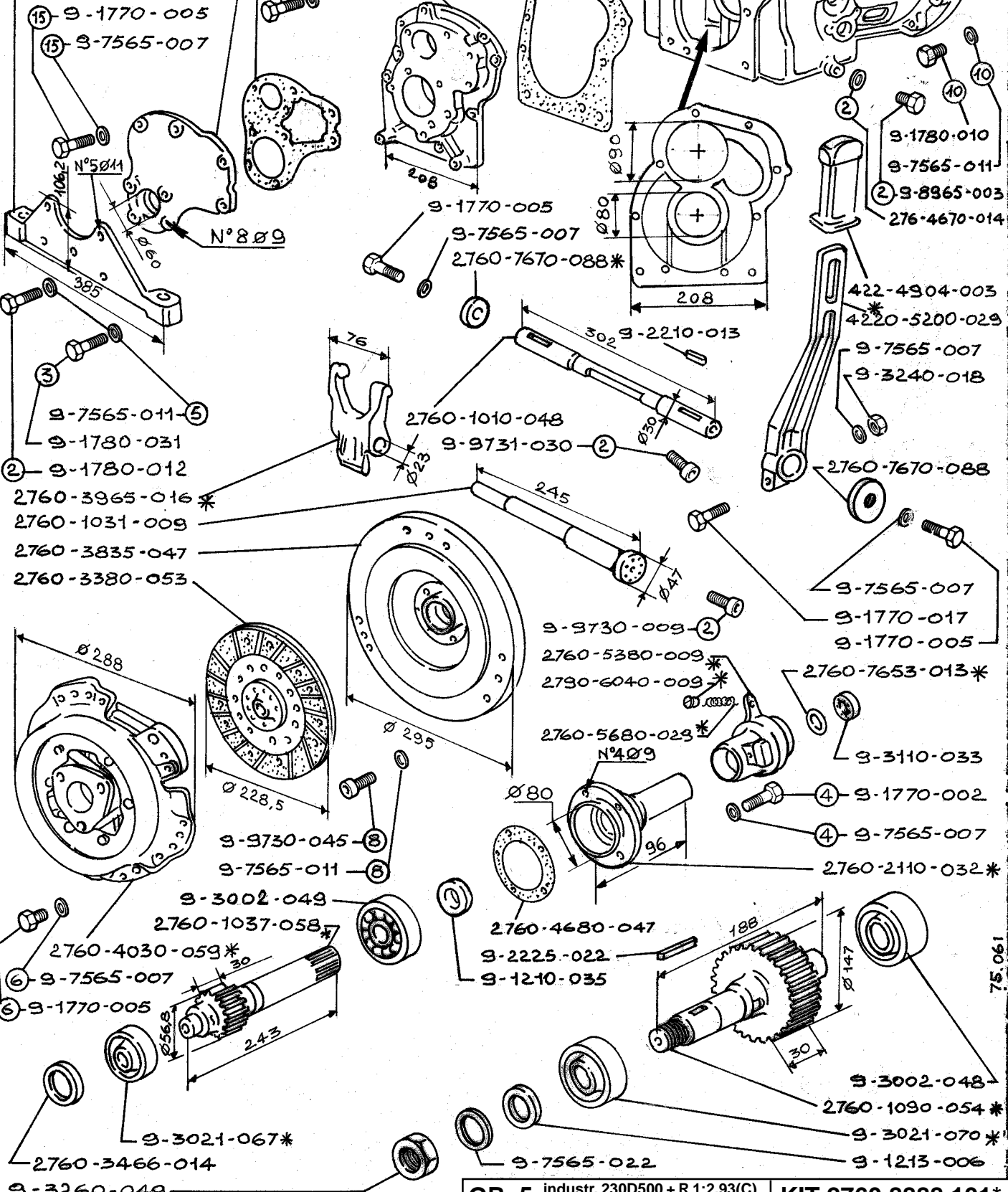
9-1760-003-4

2760-2640-005

9-7565-004-4

NON PIU' DISPONIB. / NO MORE AVAILABLE

* NON PIU' DISPONIB. / NO MORE AVAILABLE



9-1780-010
 9-7565-011
 2 9-8965-003
 276-4670-014

422-4904-003
 422*-5200-029
 9-7565-007
 9-3240-018

9-7565-007
 9-1770-017
 9-1770-005
 2760-7653-013*

9-3110-033
 4 9-1770-002
 4 9-7565-007
 2760-2110-032*

9-3002-048
 2760-1090-054*
 9-3021-070*
 9-1213-006

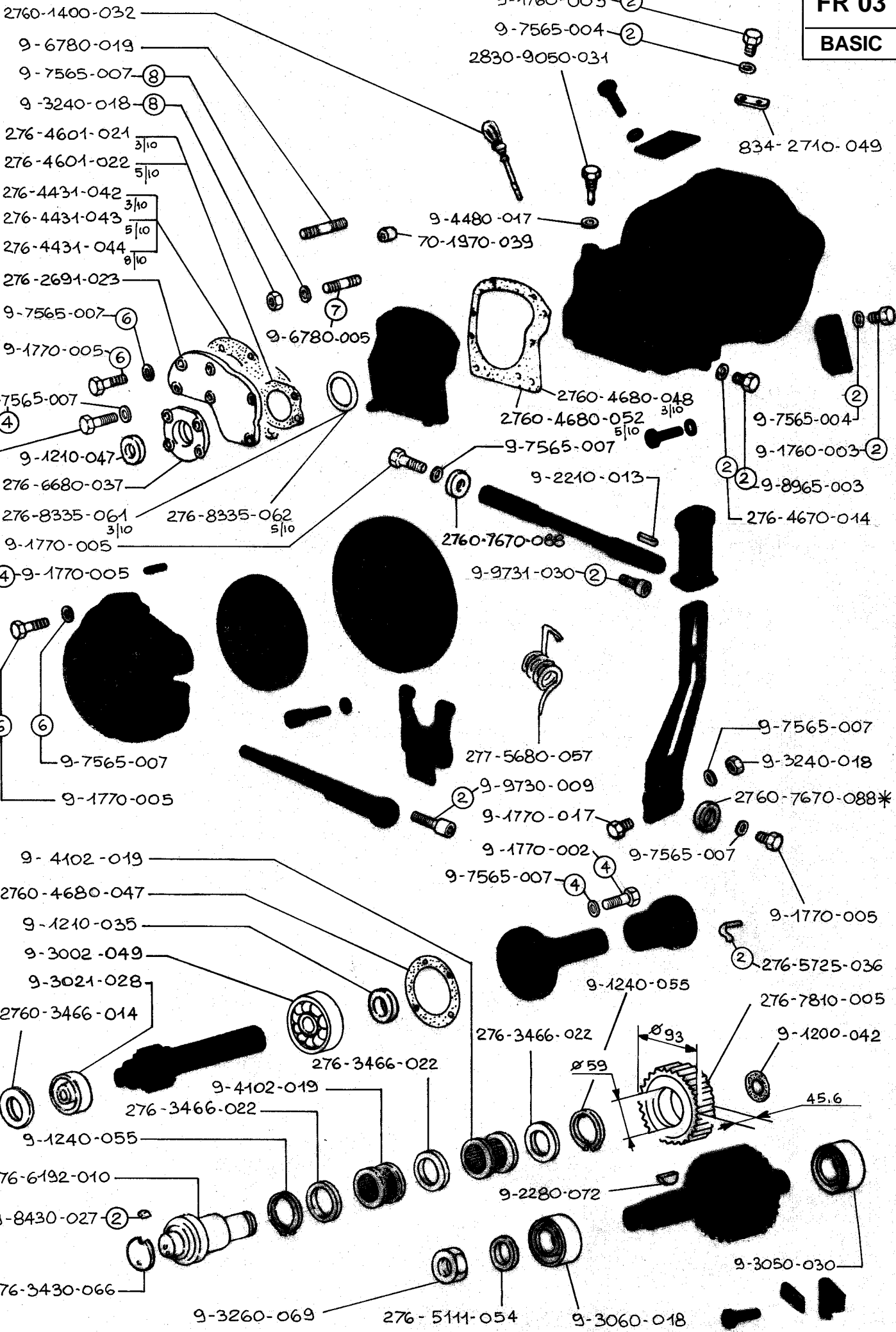
15.12.1983

GR. 5 industr. 230D500 + R 1:2,93(C) continuous

KIT 2760.8888.101*

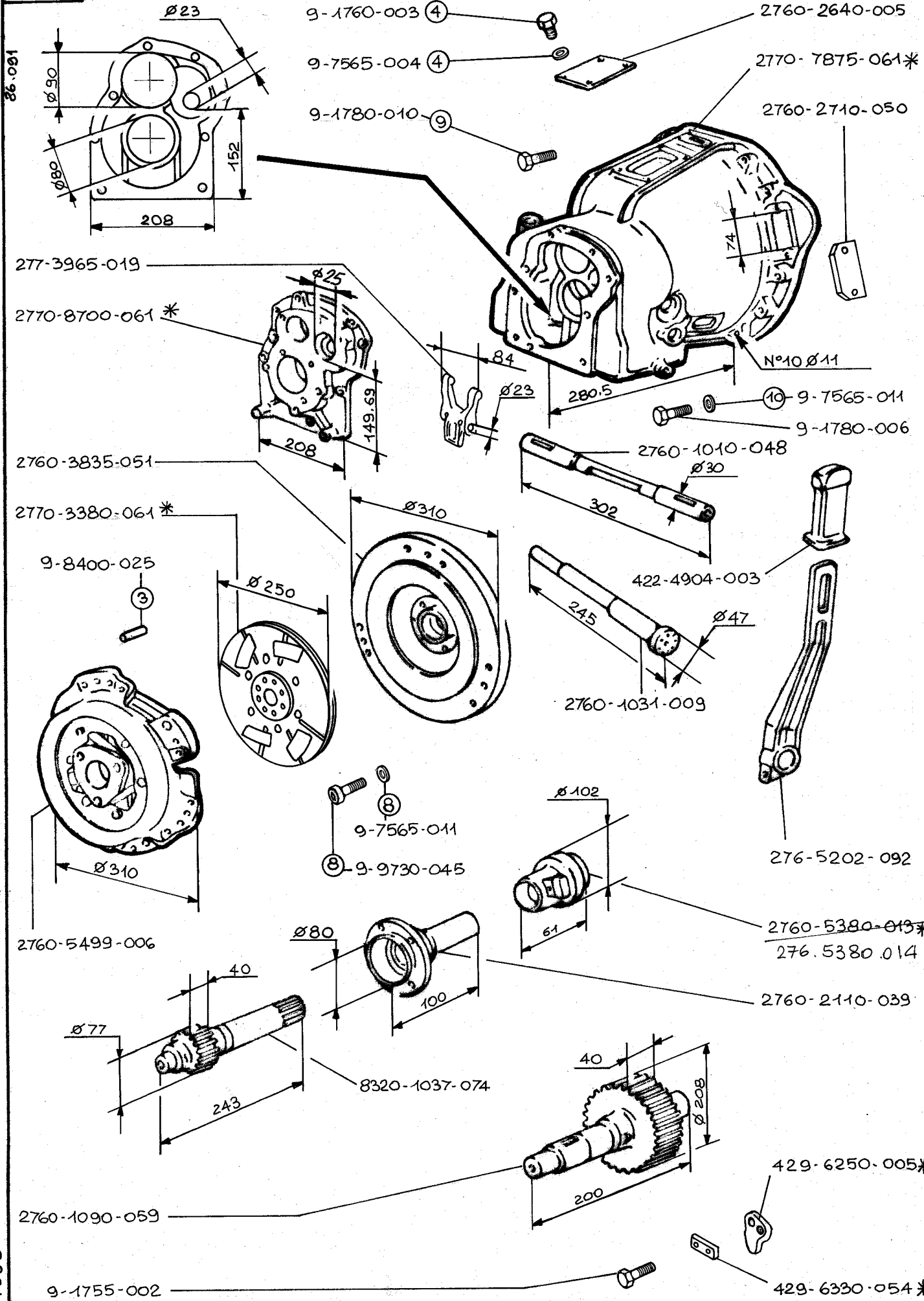
75.061

* NON PIU' DISPONIBILE / NO MORE AVAILABLE



15.12.1983





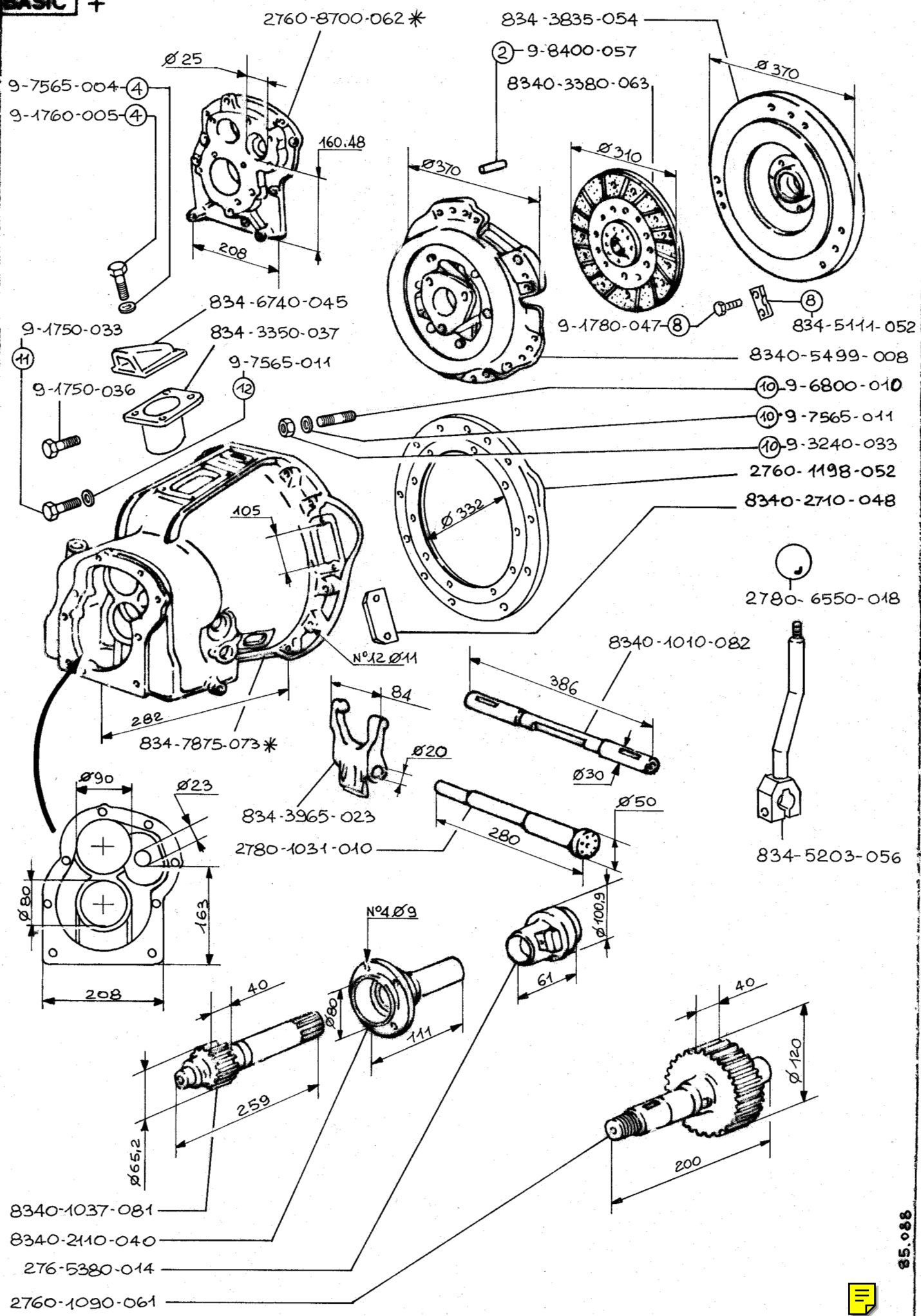
* NON PIÙ DISPONIBILE / NO LONGER AVAILABLE

15.12.1983

* NON PIÙ DISPONIBILE
NO MORE AVAILABLE



* NON PIÙ DISPONIBILE / NO MORE AVAILABLE

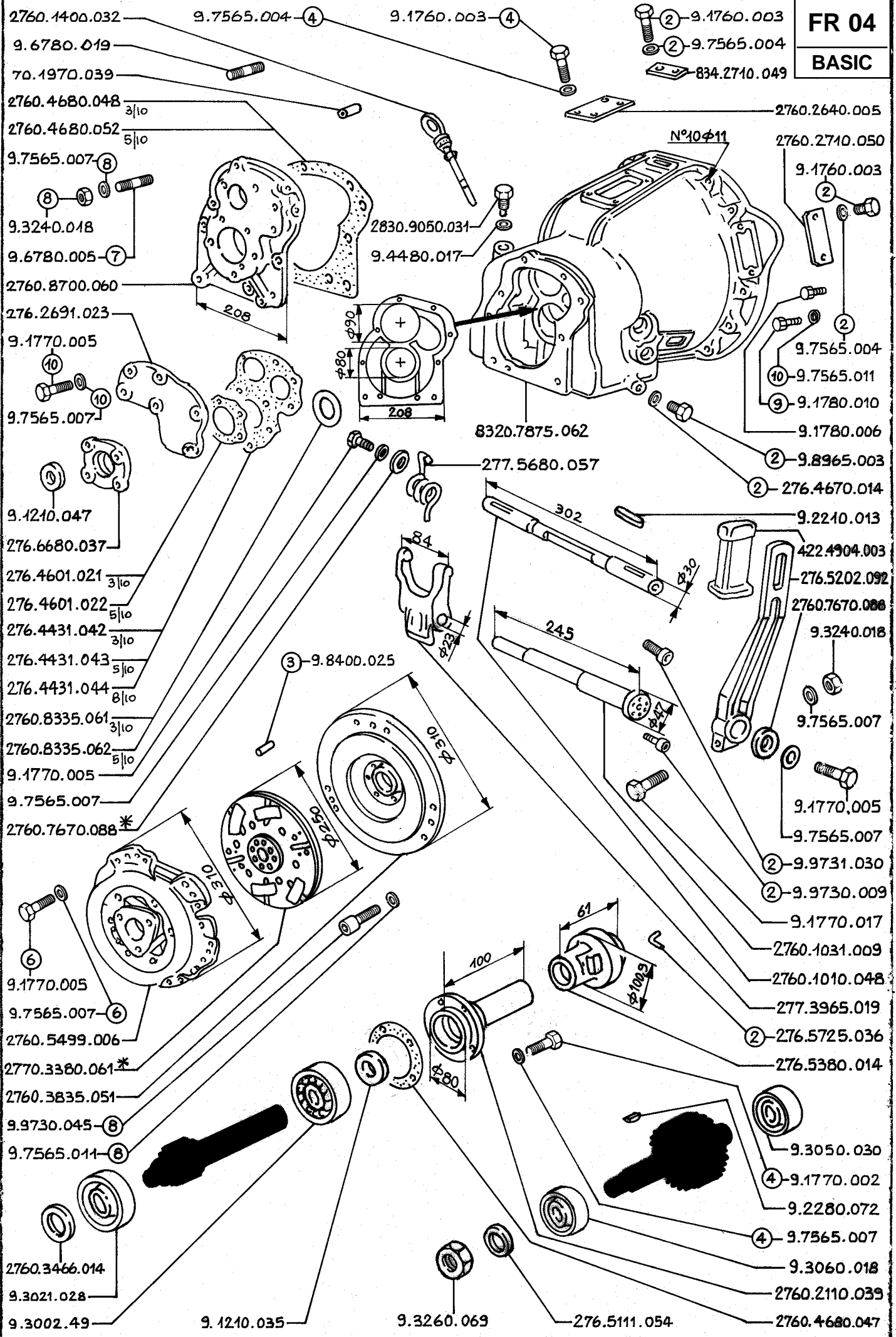


15.12.1983

85.088



FR 04
BASIC



NON PIU DISPONIBILE / NO MORE AVAILABLE

15.12.1983

- 2760.1400.032
- 9.6780.019
- 70.1970.039
- 2760.4680.048
- 2760.4680.052
- 9.7565.007-8
- 9.3240.018
- 9.6780.005-7
- 2760.8700.060
- 276.2691.023
- 9.1770.005
- 9.7565.007-10
- 9.7565.007-10
- 9.4210.047
- 276.6680.037
- 276.4601.021
- 276.4601.022
- 276.4431.042
- 276.4431.043
- 276.4431.044
- 2760.8335.061
- 2760.8335.062
- 9.1770.005
- 9.7565.007
- 2760.7670.088*
- 9.1770.005
- 9.7565.007-6
- 2760.5499.006
- 2770.3380.061*
- 2760.3835.051
- 9.9730.045-8
- 9.7565.011-8
- 2760.3466.014
- 9.3021.028
- 9.3002.49

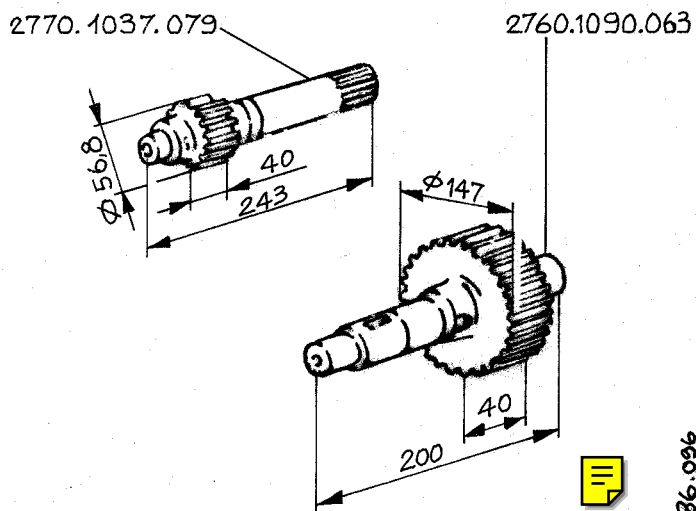
- 9.7565.004-4
- 9.1760.003-4
- 2830.9050.031
- 9.4480.017
- 277.5680.057
- 9.8400.025
- 9.1210.035
- 9.3260.069

- 2-9.1760.003
- 2-9.7565.004
- 834.2710.049
- 2760.2640.005
- 2760.2710.050
- 9.1760.003
- 2-9.7565.004
- 10-9.7565.011
- 9-9.1780.010
- 9.1780.006
- 2-9.8965.003
- 2-276.4670.014
- 9.2210.013
- 422.4904.003
- 276.5202.092
- 2760.7670.088
- 9.3240.018
- 9.7565.007
- 9.1770.005
- 9.7565.007
- 2-9.9731.030
- 2-9.9730.009
- 9.1770.017
- 2760.1031.009
- 2760.1010.048
- 277.3965.019
- 2-276.5725.036
- 276.5380.014
- 9.3050.030
- 4-9.1770.002
- 9.2280.072
- 4-9.7565.007
- 9.3060.018
- 2760.2110.039
- 2760.4680.047



⇒ FR 04

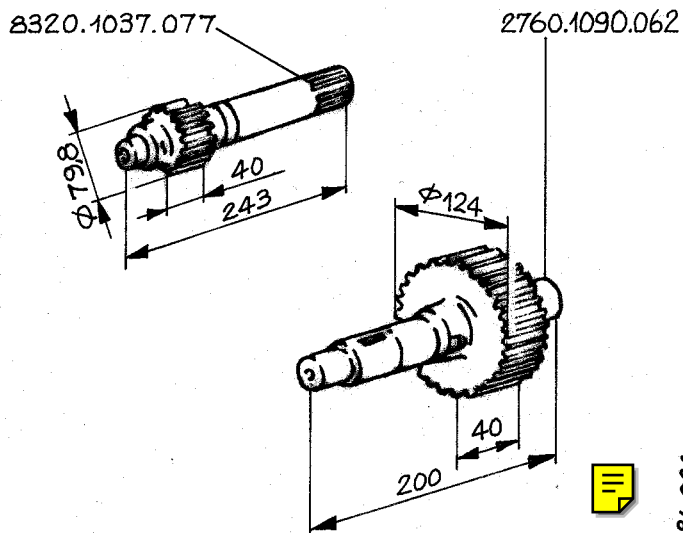
BASIC +



GR. 5 industriale/continous
250D460 + R 1:2,93(C)

KIT 2760.8888.103*

BASIC +



GR. 5 industriale/continous
250D460 + R 1:1,62(C)

KIT 2760.8888.105*

BASIC +

GR.

KIT

BASIC +

GR.

KIT

BASIC +

GR.

KIT

BASIC +

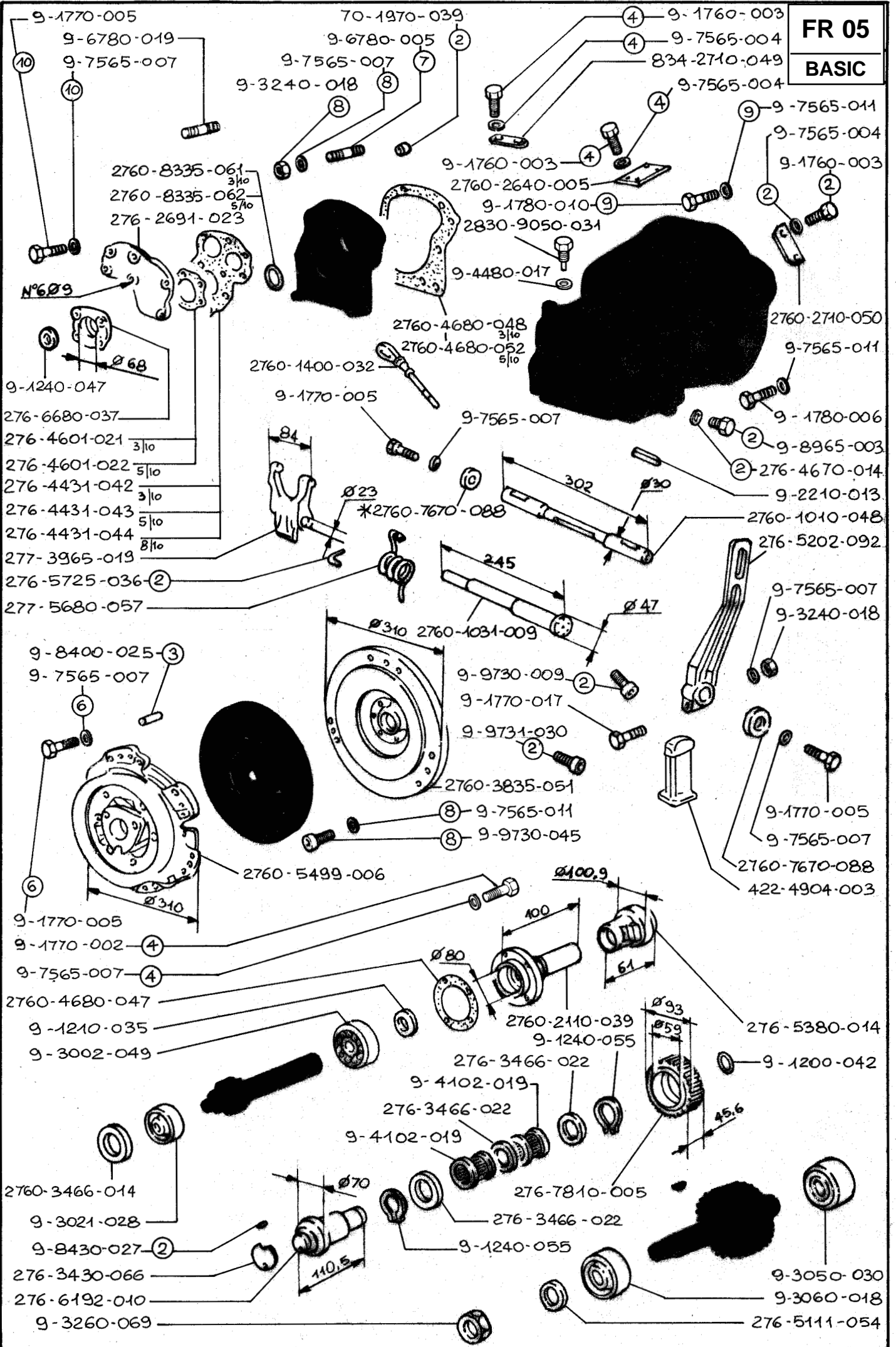
GR.

KIT.

* NON PIU' DISPONIBILE / NO MORE AVAILABLE

15.12.1983

FR 05
BASIC

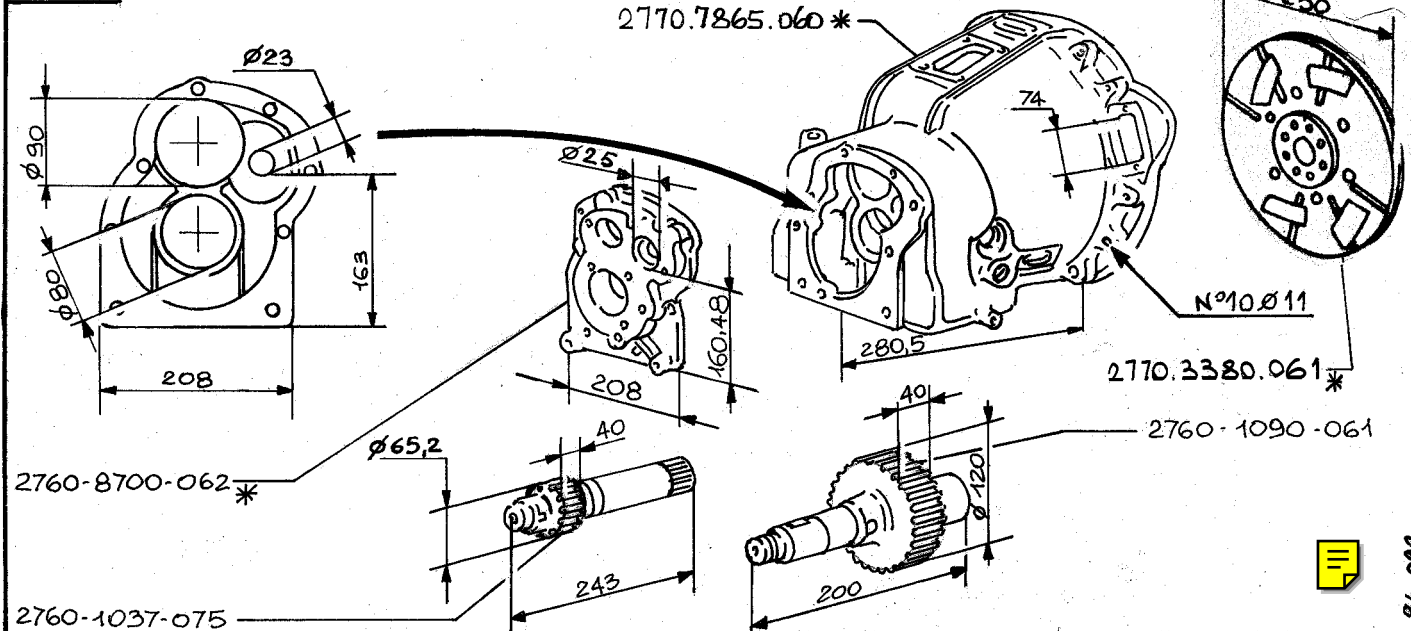


*NON PIU' DISPONIBILE / NO MORE AVAILABLE

15-12-1985 20.01.1986



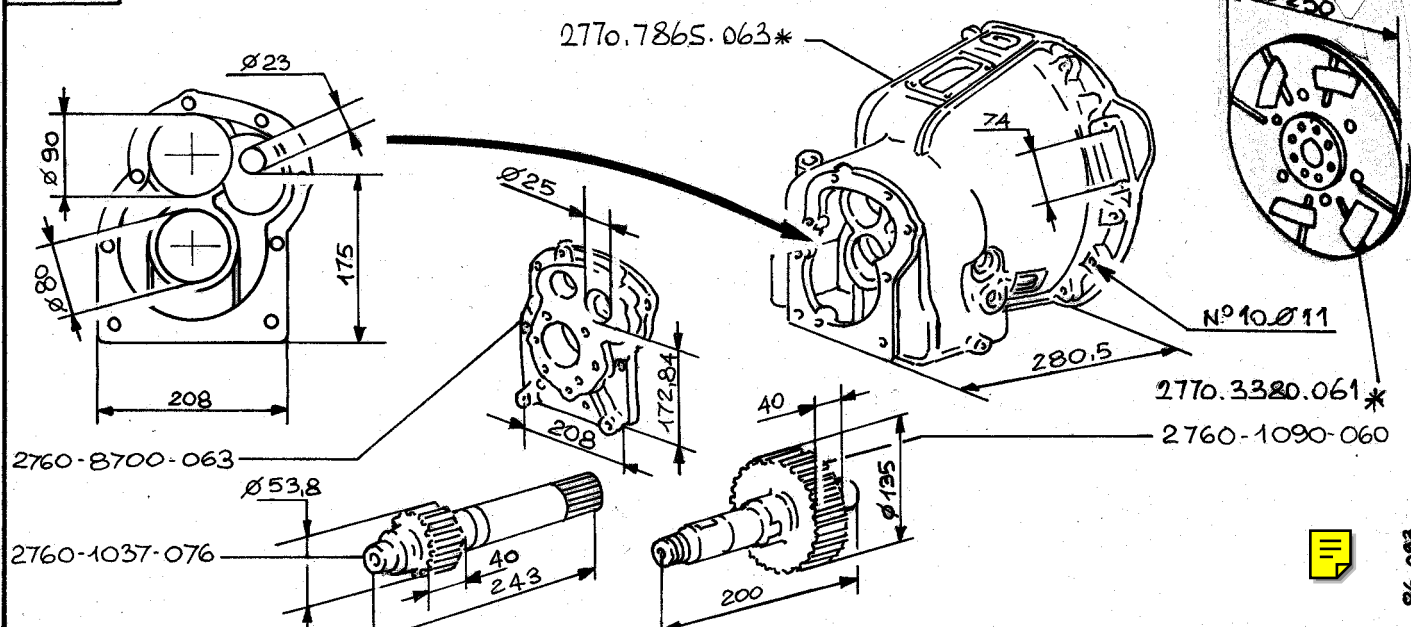
BASIC +



GR. 5 industriale/continous 250D460 + R 1:2 (A) KIT 2770.8888.106

86.092

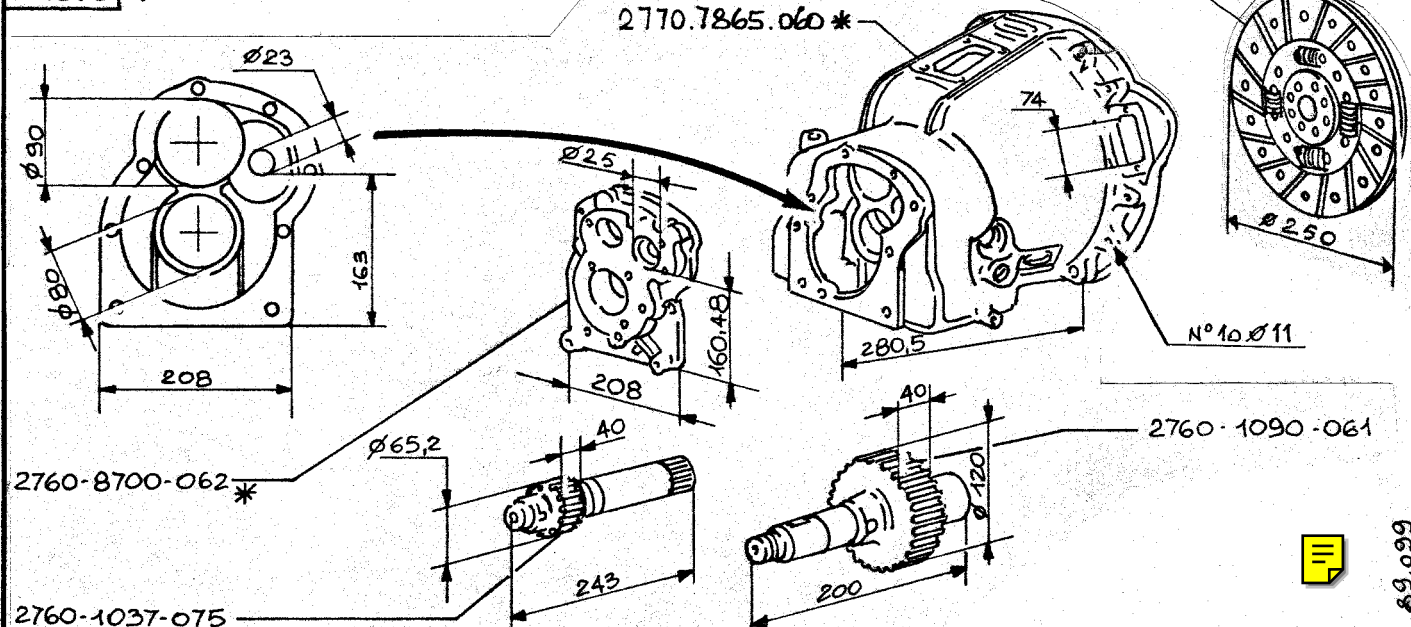
BASIC +



GR. 5 industriale/continous 250D460 + R 1:2,87 (A) KIT 2770.8888.107

86.093

BASIC +

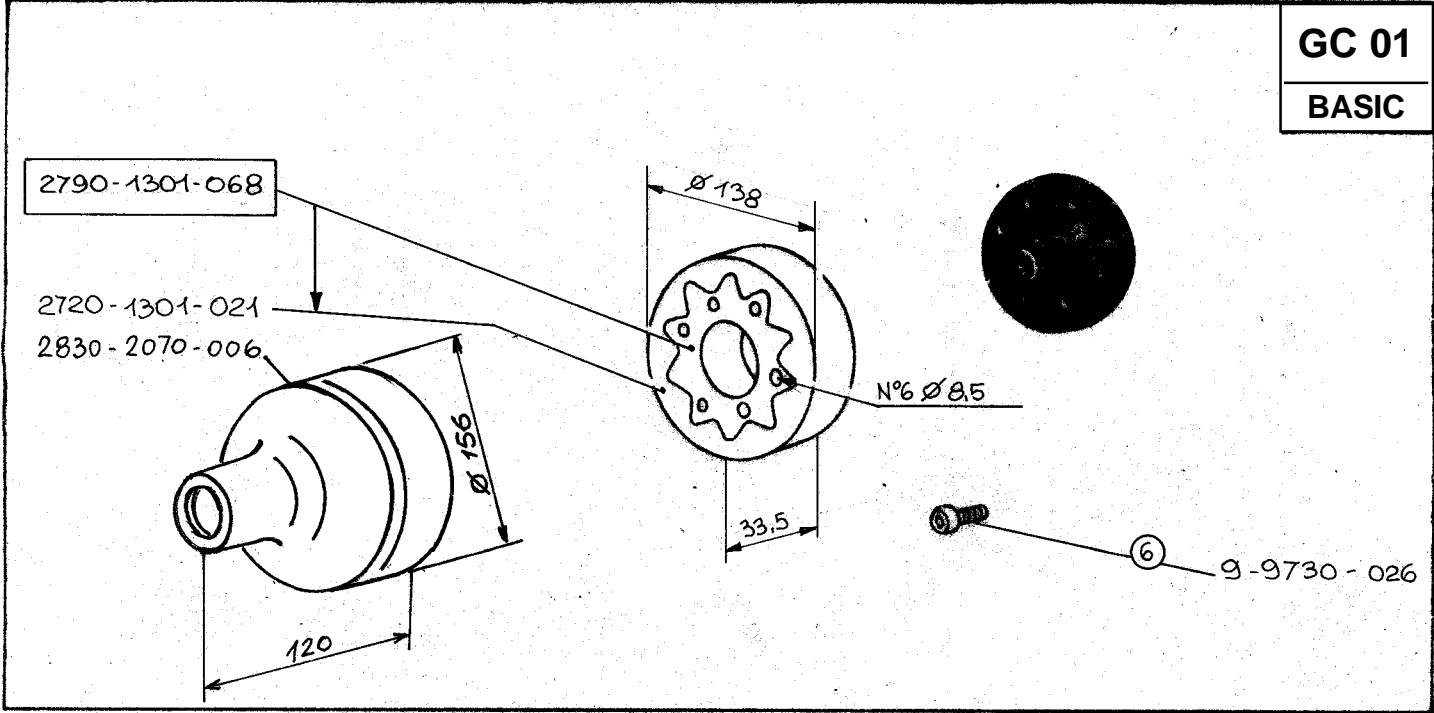


GR. 5 industriale/continous 250DR600 + R 1:2 (A) KIT 2760.8888.108

89.099

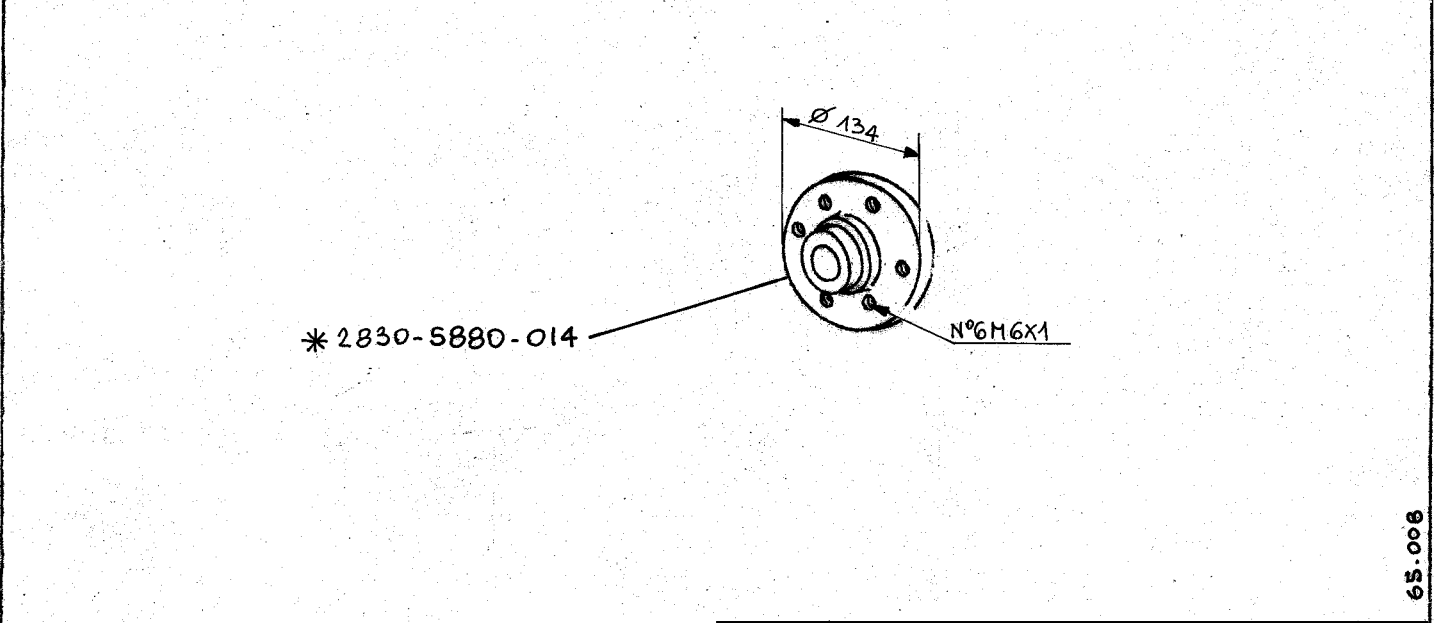
* NON PIU' DISPONIBILE / NO MORE AVAILABLE

15.12.1985 20.01.1986



BASIC +

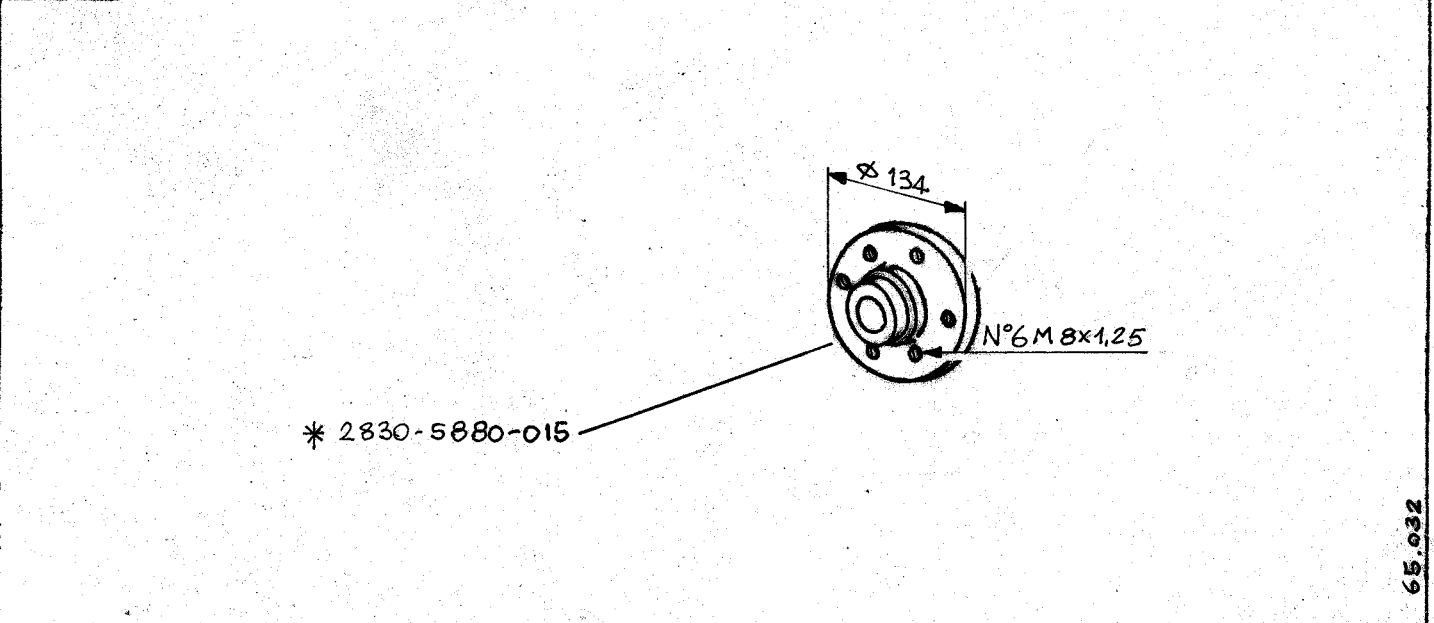
* NON PIU' DISPONIBILE / NO MORE AVAILABLE



65.008

GR. 2-3 KIT 2830.8888.744*

BASIC +



65.032

GR. 4-7 KIT 2790.8888.745*

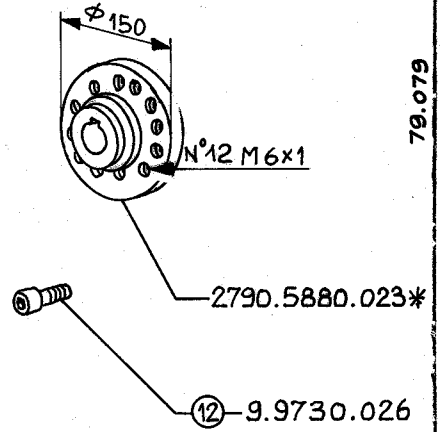
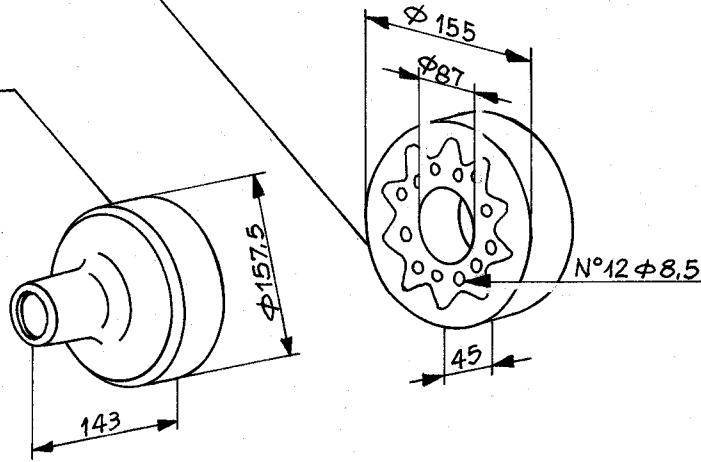
15.12.1983

GC 02

BASIC

2790.1301.010*

2910.2070.015*



79.079

GR. 4

KIT 2790.8888.743*

BASIC +

BASIC +

GR.

GR.

BASIC +

BASIC +

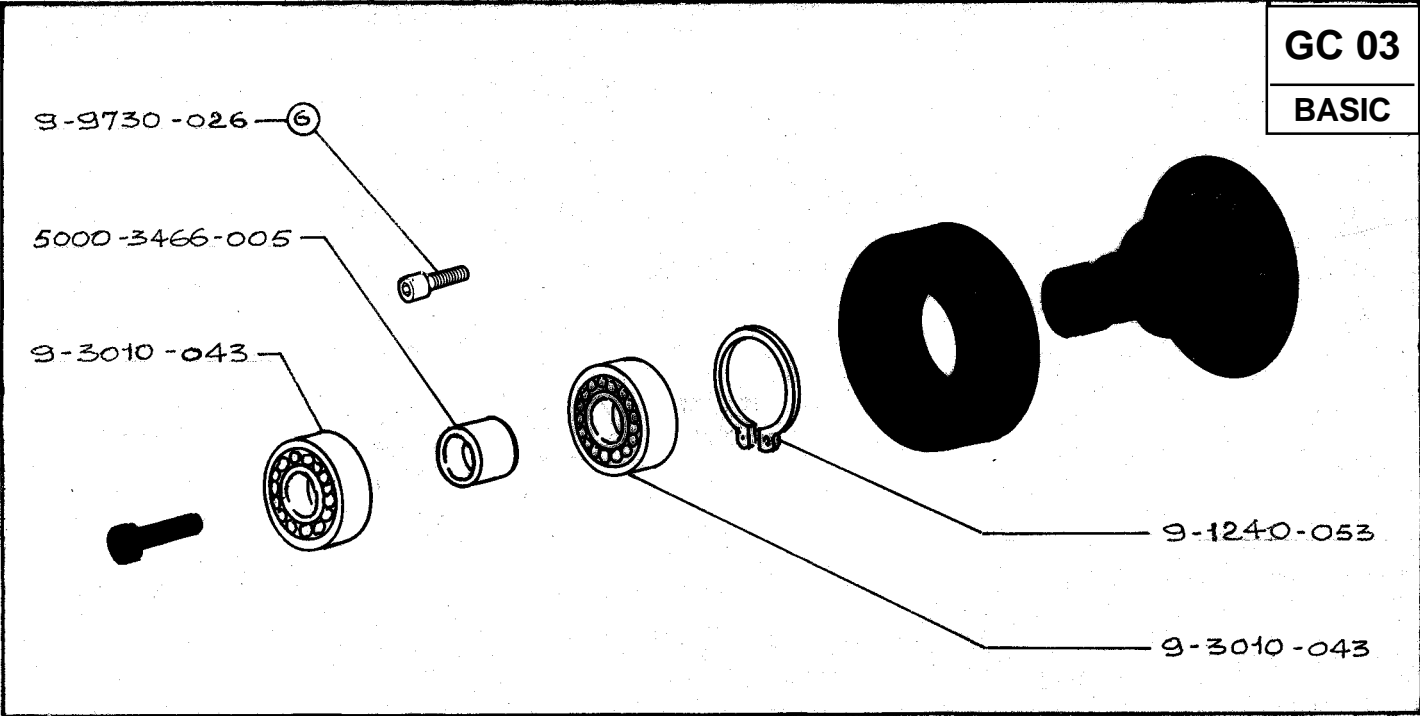
GR.

GR.

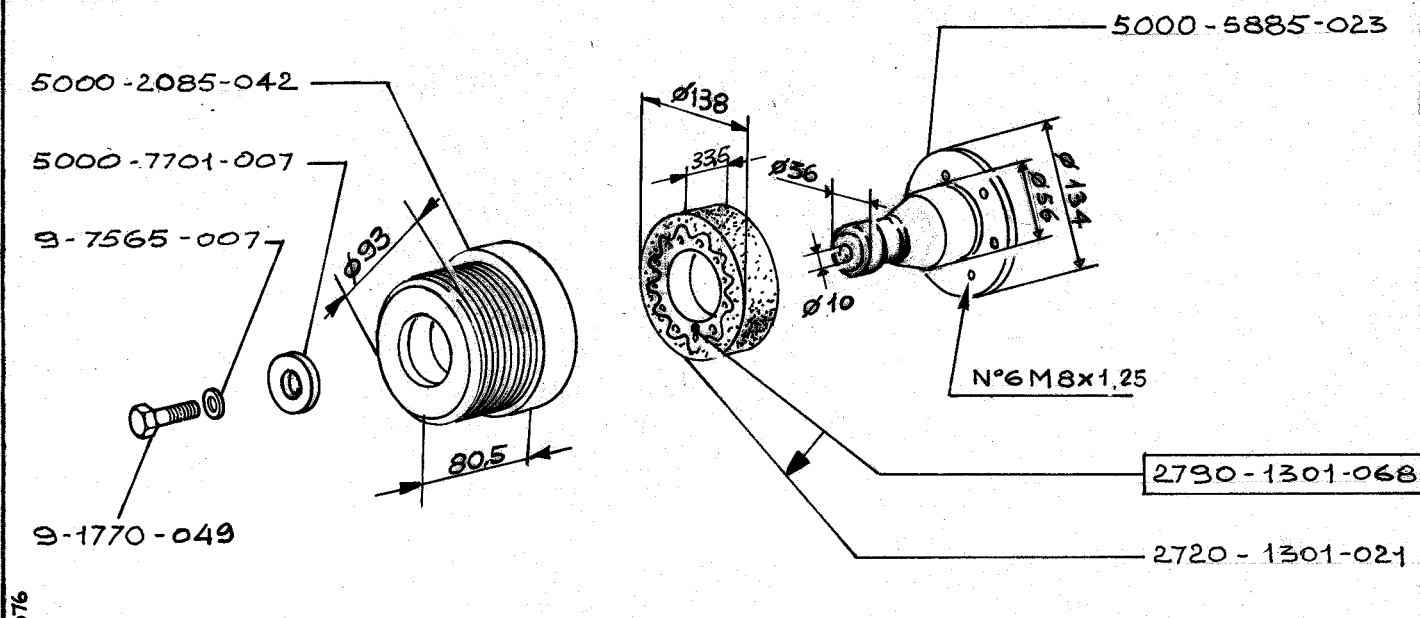
* NON PIU' DISPONIBILE / NO MORE AVAILABLE

15.12.1983

GC 03
BASIC



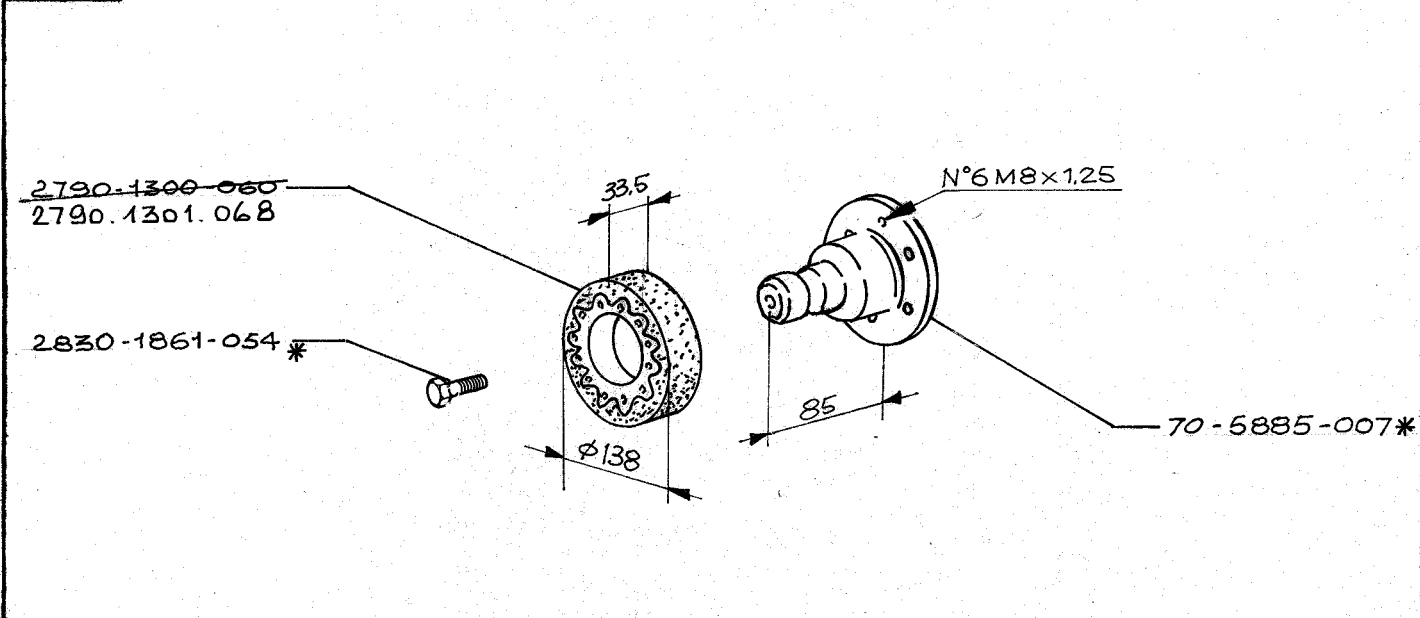
BASIC +



GR. 1-6

KIT 5000.8888.751

BASIC +



GR. 3

KIT 2830.8888.760*

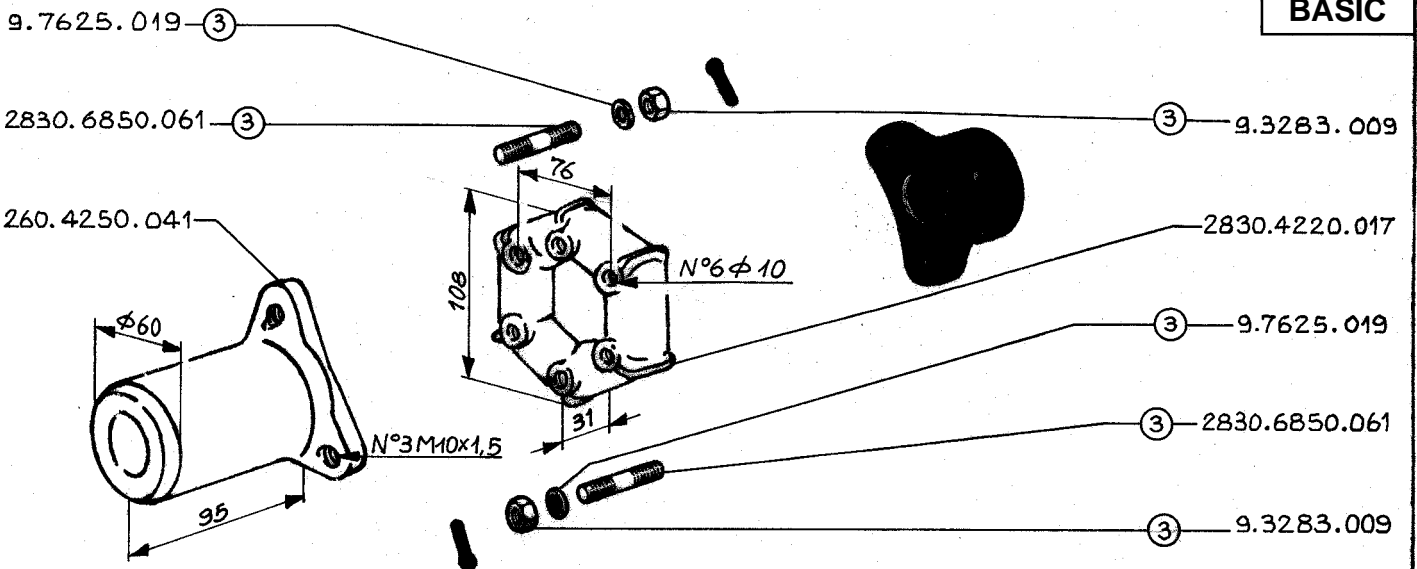
* NON PIU' DISPONIBILE / NO MORE AVAILABLE

80.076

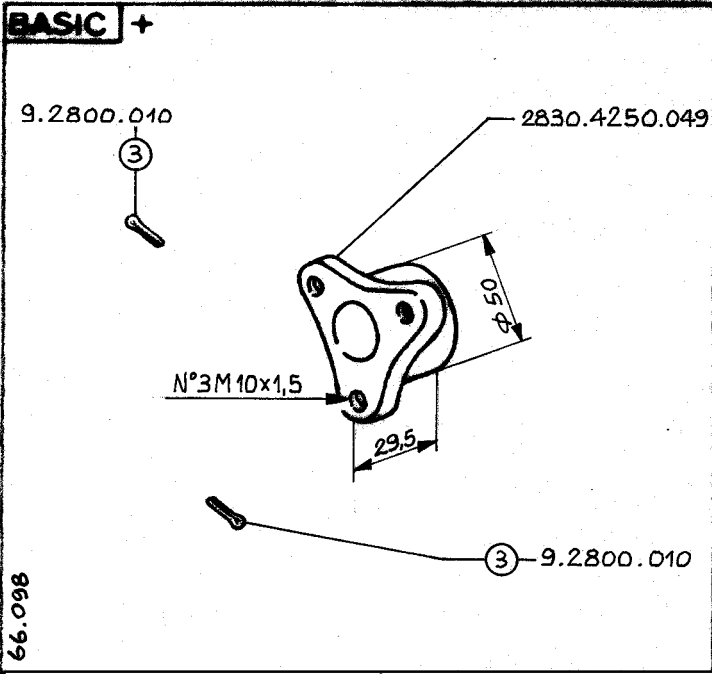
15-12-1983 - 04-10-1985 - 20-01-1986

GE 01

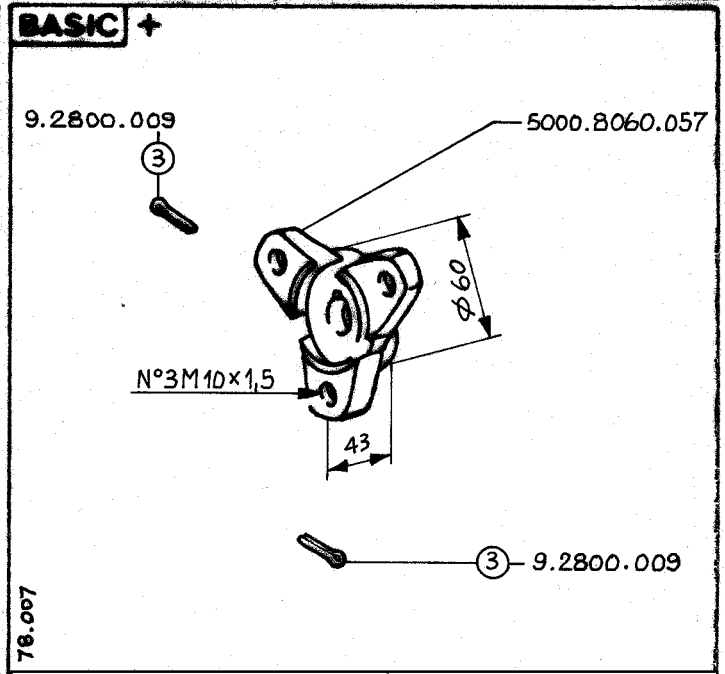
BASIC



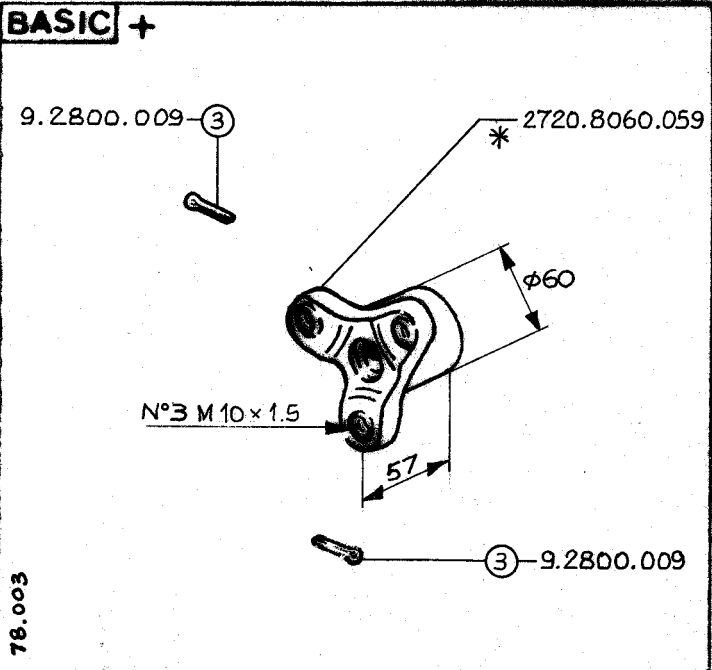
* NON PIU' DISPONIBILE / NO MORE AVAILABLE



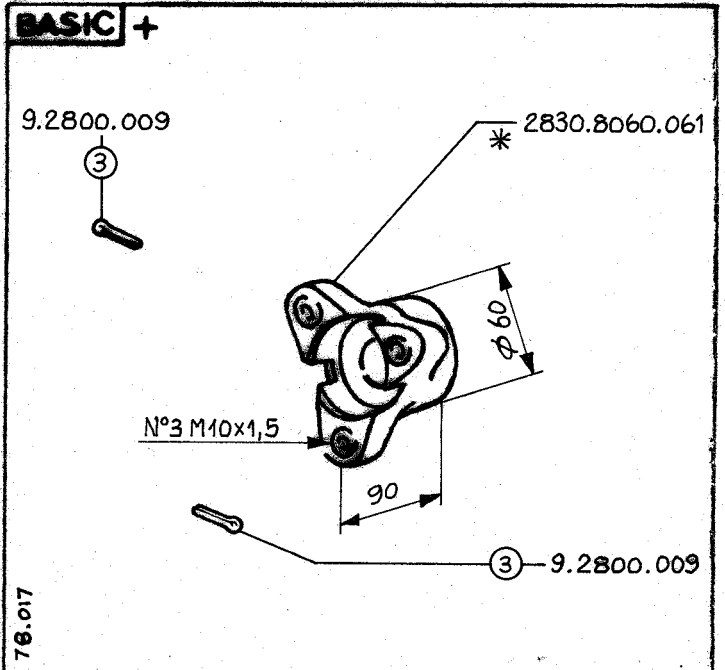
GR. 3 KIT 2830.8888.726



GR. 6 KIT 5000.8888.731



GR. 4 KIT 2700.8888.732*



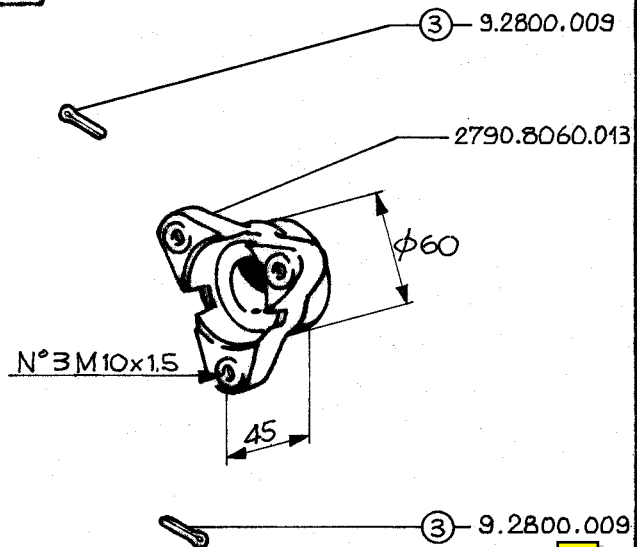
GR. 1-6 KIT 9000.8888.733

15.12.1983



⇒ GE 01

BASIC +



67.031

BASIC +

GR. 4

KIT 2790.8888.737

GR.

BASIC +

BASIC +

GR.

GR.

BASIC +

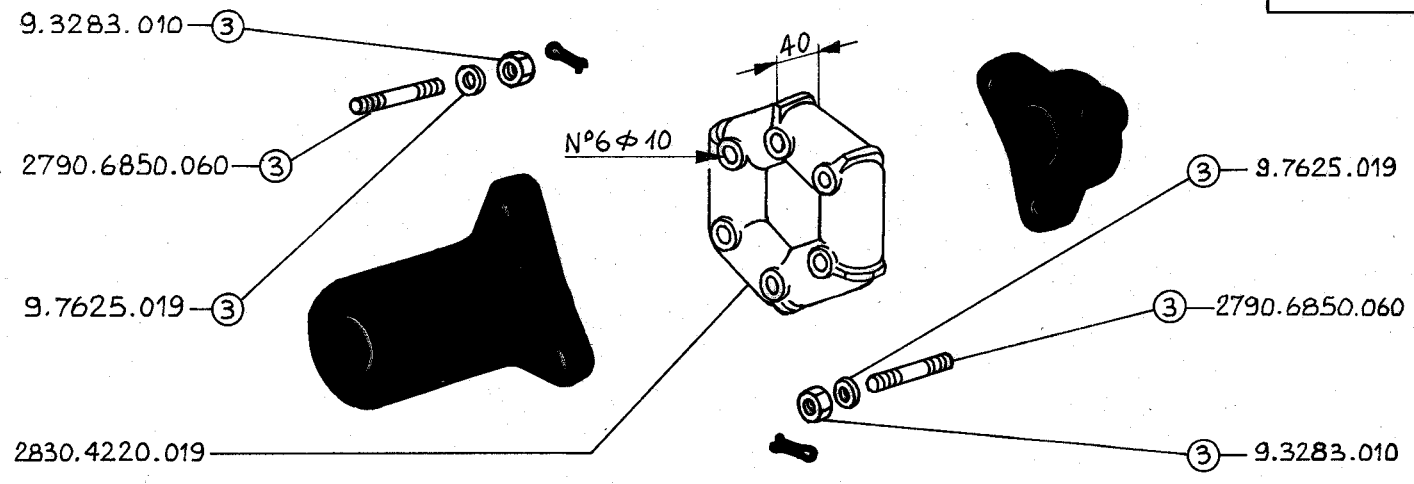
BASIC +

GR.

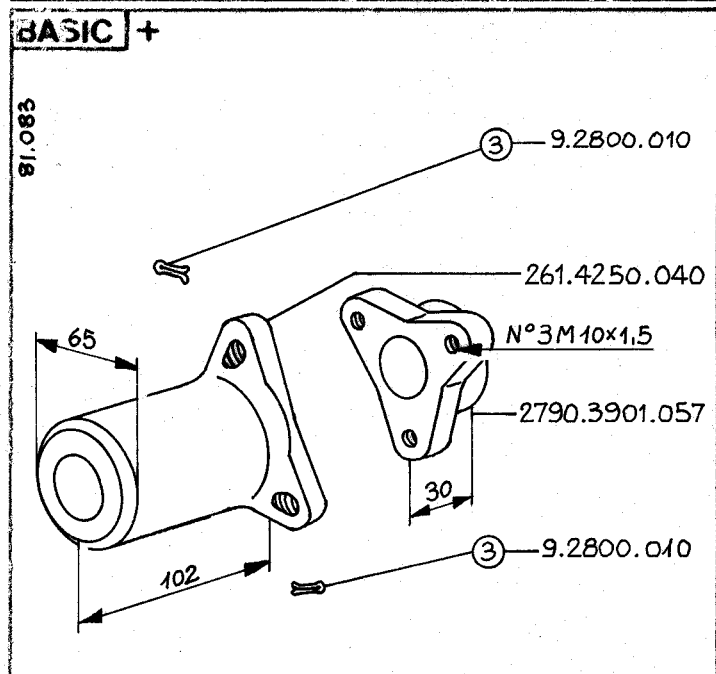
GR.

15.12.1983

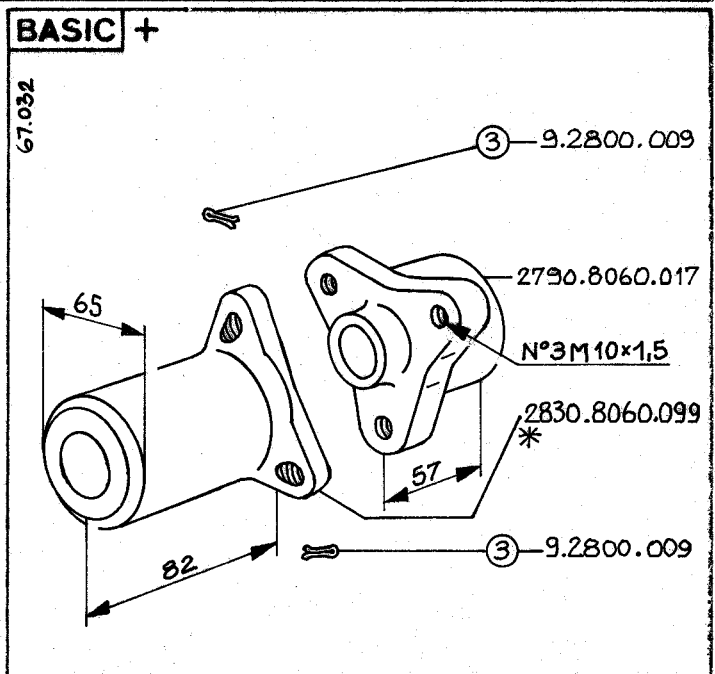
GE 02
BASIC




* NON PIU' DISPONIBILE / NO MORE AVAILABLE




GR. 4-7 KIT 2790.8888.727



GR. 2-3-4 KIT 9000.8888.735



GR.

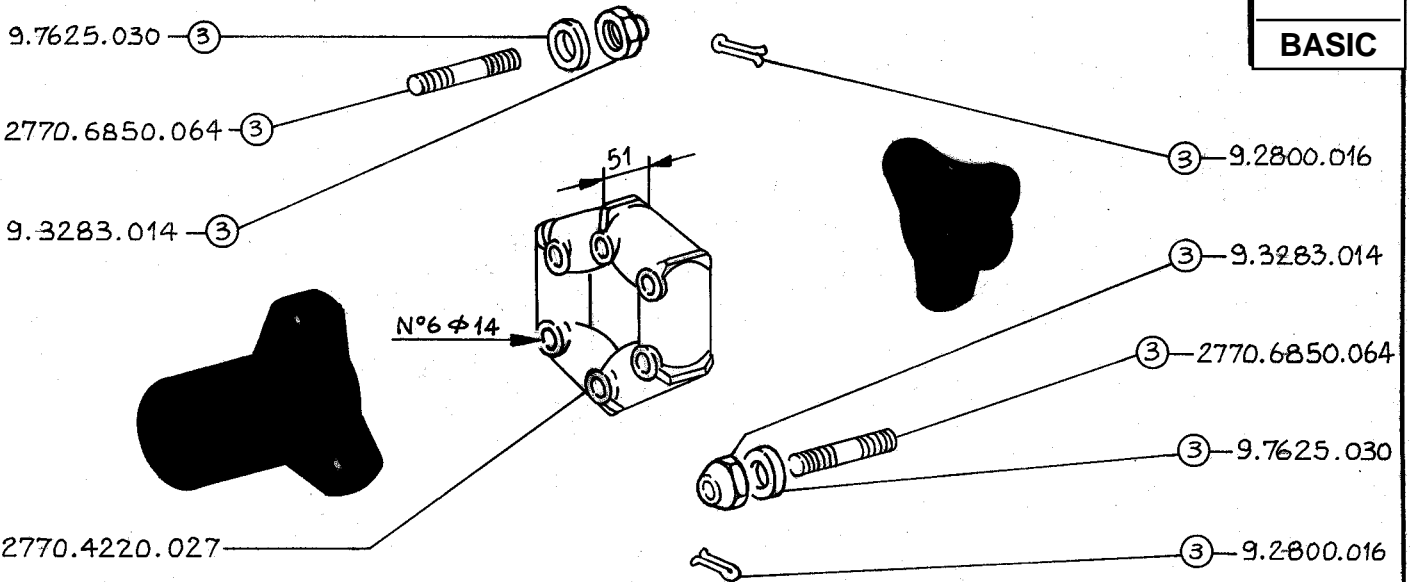


GR.

15.12.1983

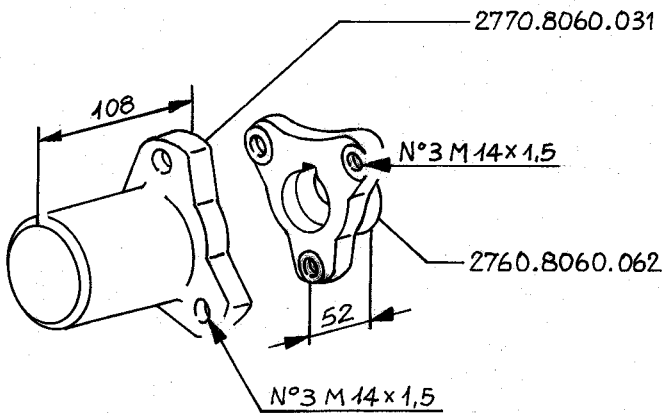
GE 03

BASIC



* NON PIU' DISPONIBILE / NO LONGER AVAILABLE

BASIC +

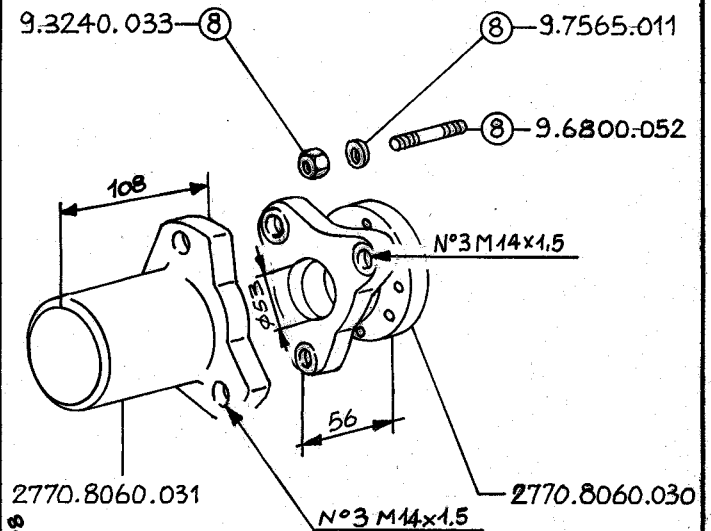


78.019

GR. 5-8-9

KIT 2760.8888.728

BASIC +

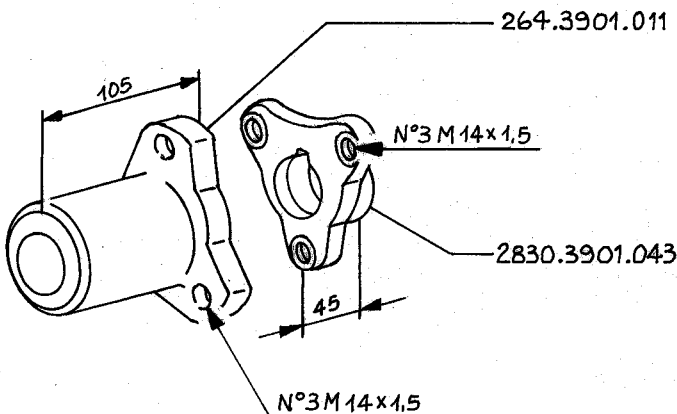


68.038

GR. 5

KIT 2770.8888.729

BASIC +



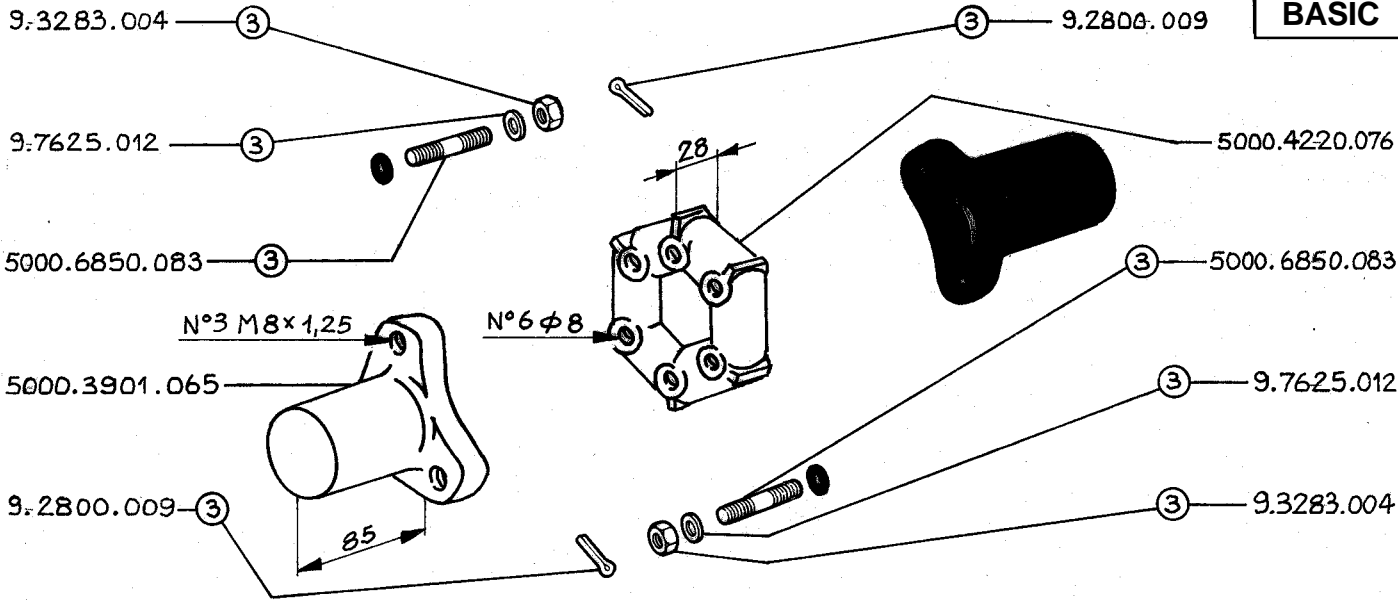
15.12.1983

GR. 3

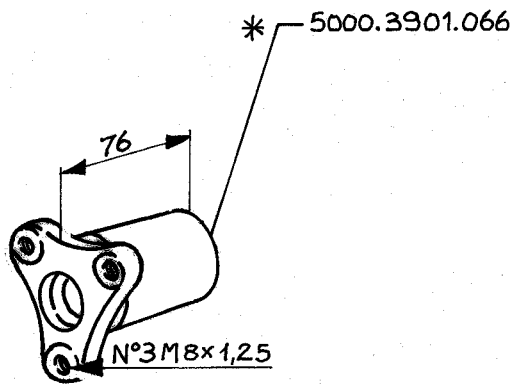
KIT 2830.8888.740*

BASIC +

GR.



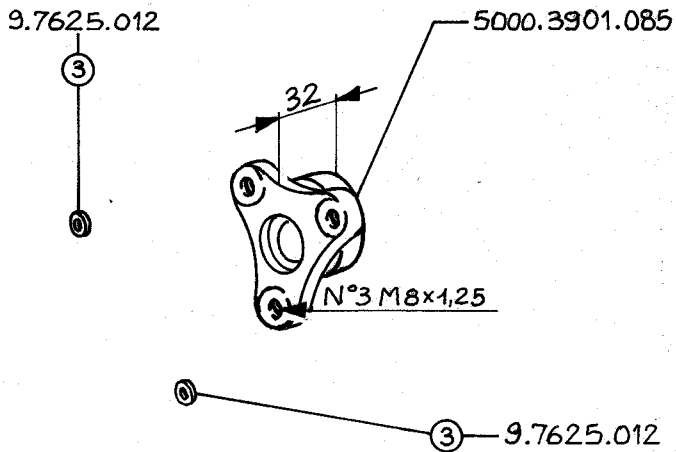
BASIC +



GR. 6

KIT 5000.8888.734*

BASIC +



GR. 1-6

KIT 9000.8888.738

BASIC +

GR.

BASIC +

GR.

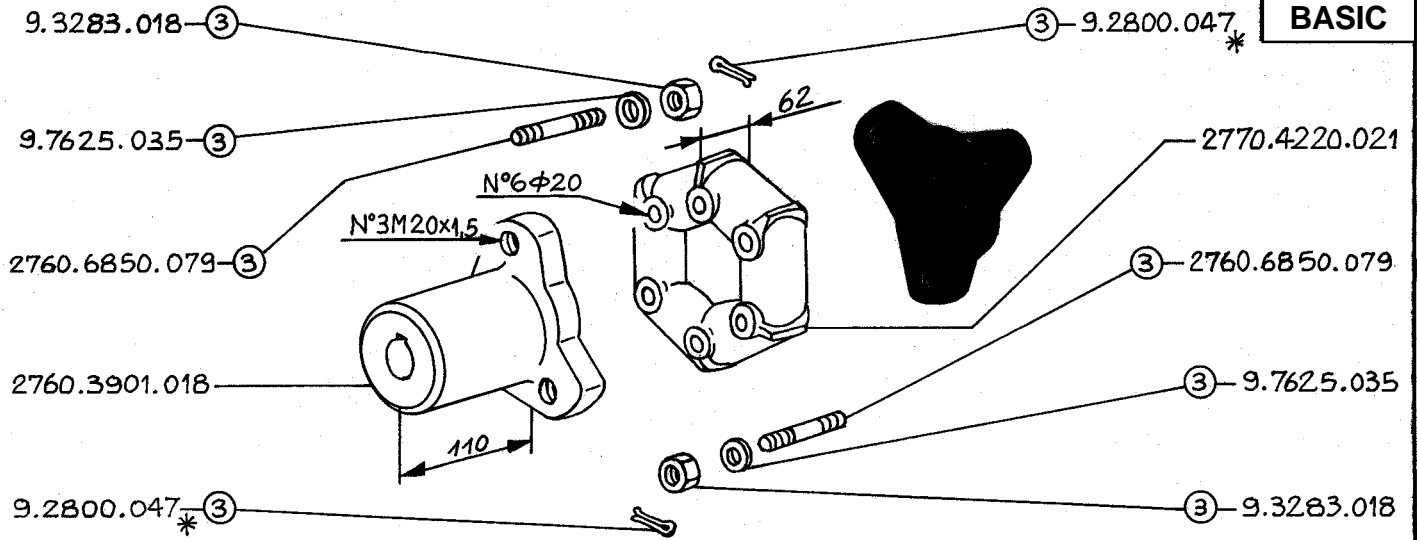
* NON PIU' DISPONIBILE / NO MORE AVAILABLE

81.047

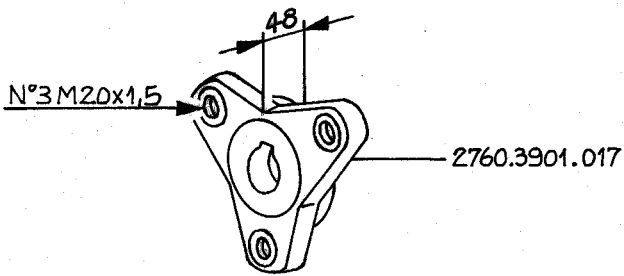
78.008

GE 05

BASIC



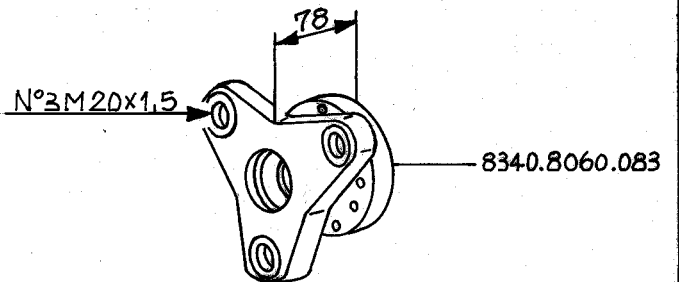
BASIC +



GR. 5

KIT 2760.8888.736

BASIC +



GR. 5

KIT 8340.8888.739

BASIC +

GR.

BASIC +

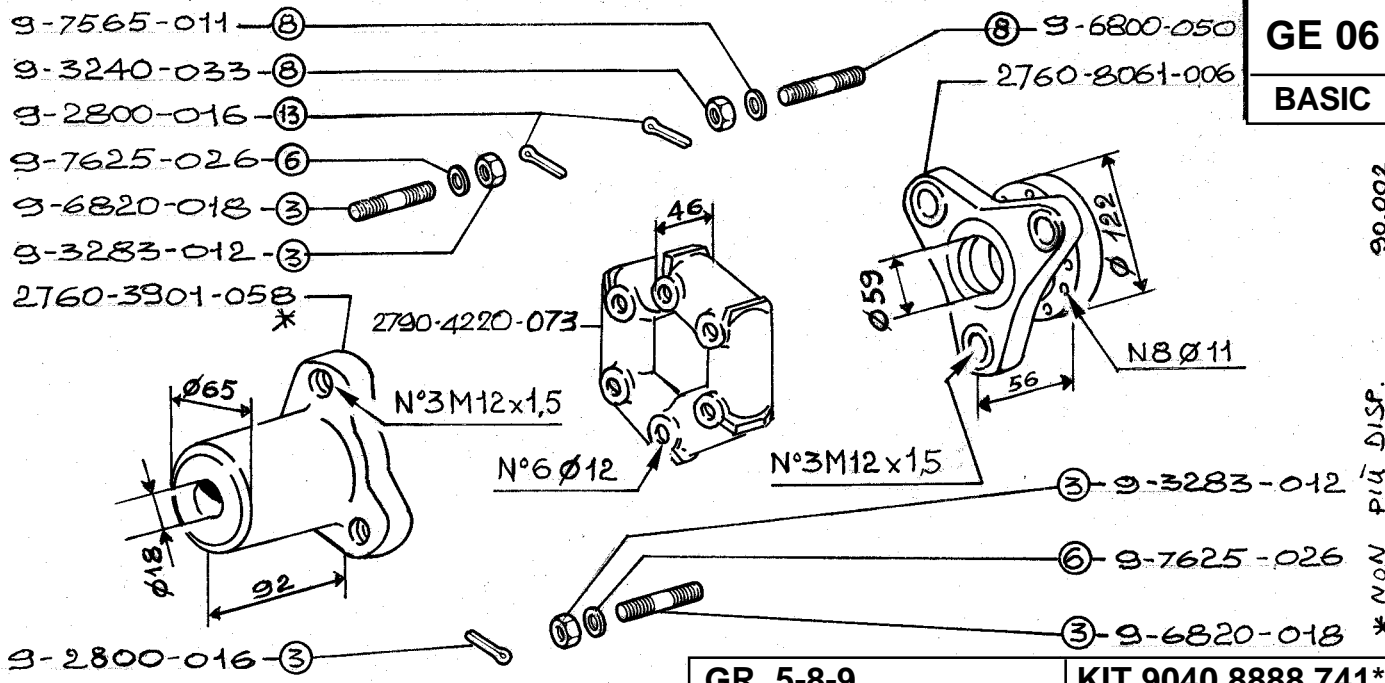
GR.

* NON PIÙ DISPONIBILE / NO MORE AVAILABLE

77.035

86.064

15.12.1983



GR. 5-8-9 KIT 9040.8888.741*

BASIC +

BASIC +

GR.

GR. KIT

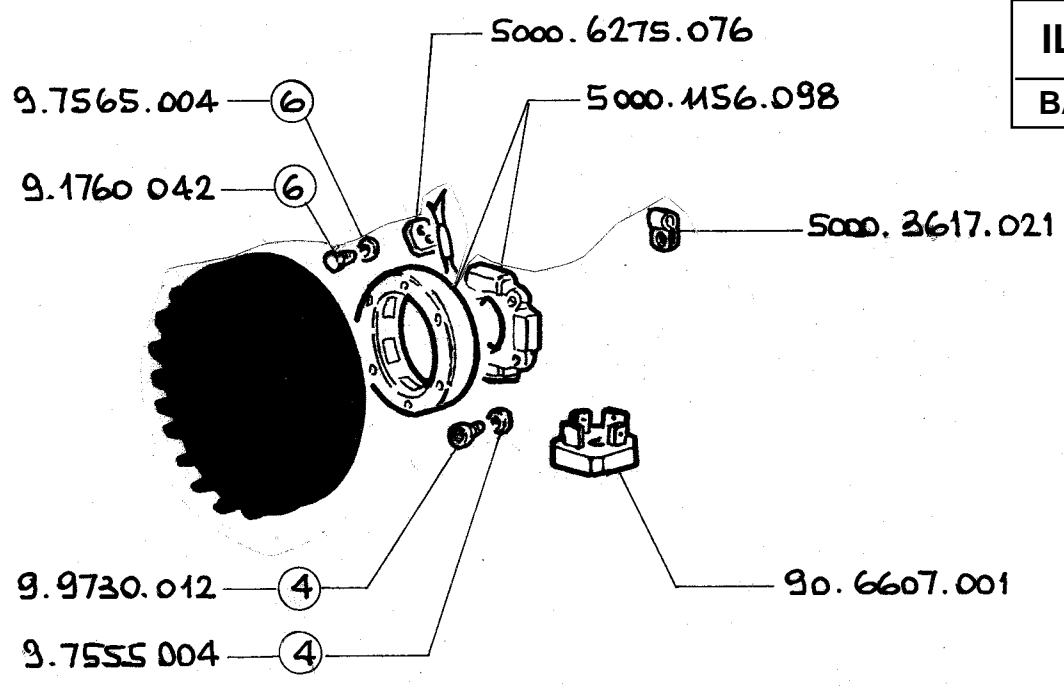
BASIC +

BASIC +

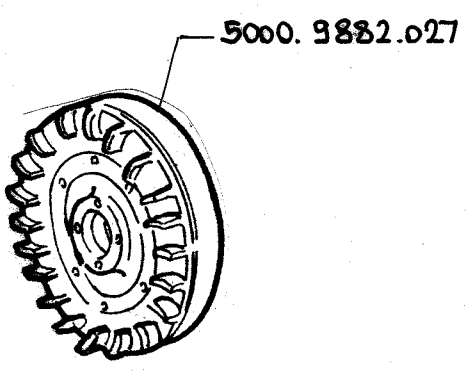
GR.

GR.

IL 01
BASIC



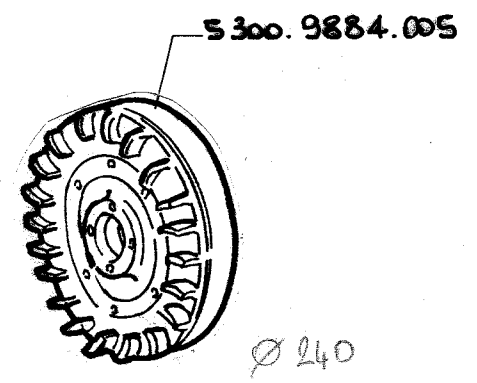
BASIC +



12V-50 W corrente continua (colleg. a batteria)

GR. 6 LD260-325 cil.integr./staccato KIT 5000.8888.602


BASIC +



12V-50 W corrente continua (colleg. a batteria)

GR. 6 LD360 cil.integrale KIT 5300.8888.604

BASIC +



12V-50 W corrente continua (colleg. a batteria)

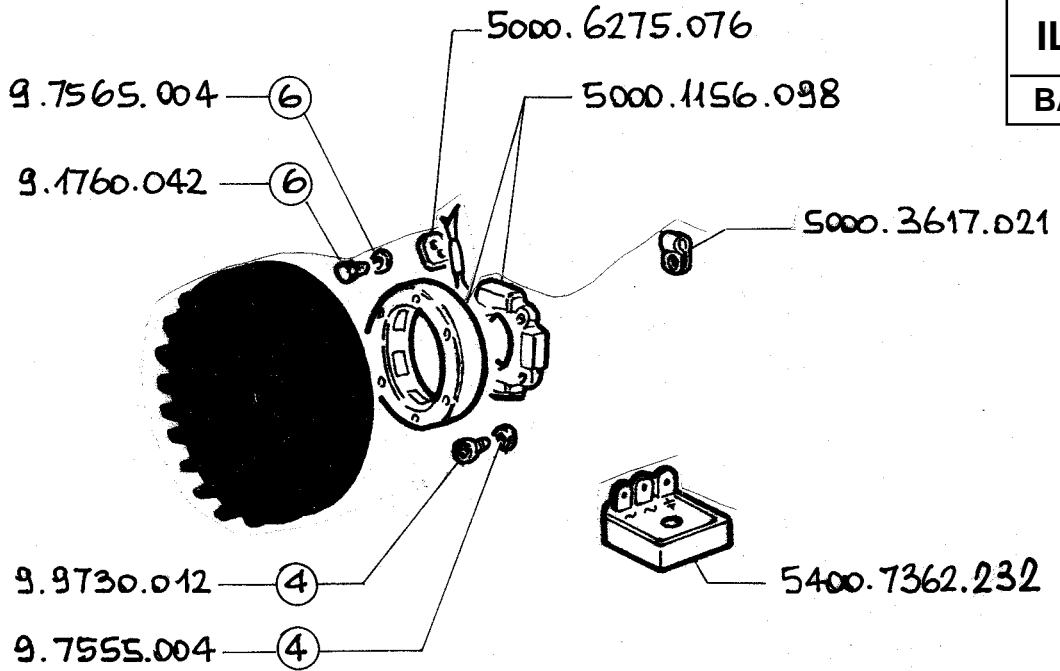
GR. 6 LD360-400 cilindro staccato KIT 5400.8888.606

BASIC +

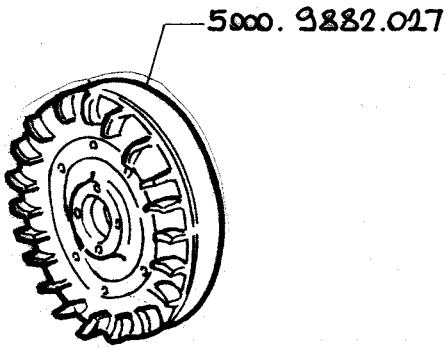
GR. KIT

20.12.1986

IL 02
BASIC



BASIC +

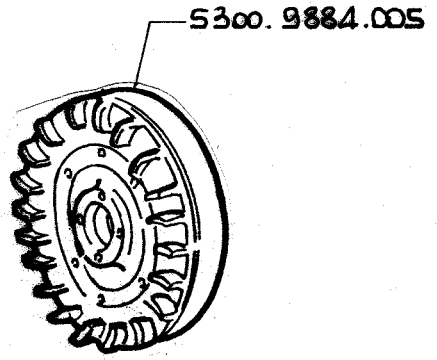


93.354

12V-40w corrente alternata

GR. 6 LD260-325 cil.integr./staccato KIT 5000.8888.603

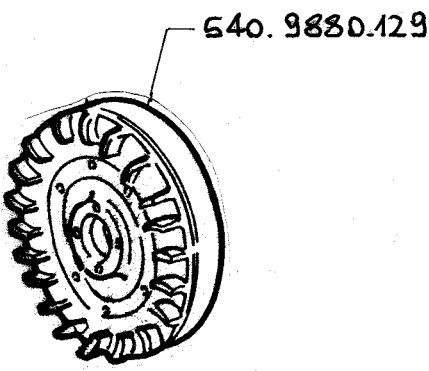
BASIC +



12V-40 w corrente alternata

GR. 6 LD360 cilindro integrale KIT 5300.8888.605

BASIC +



12V-40W corrente alternata

GR. 6 LD360-400 cilindro staccato KIT 5400.8888.607

BASIC +

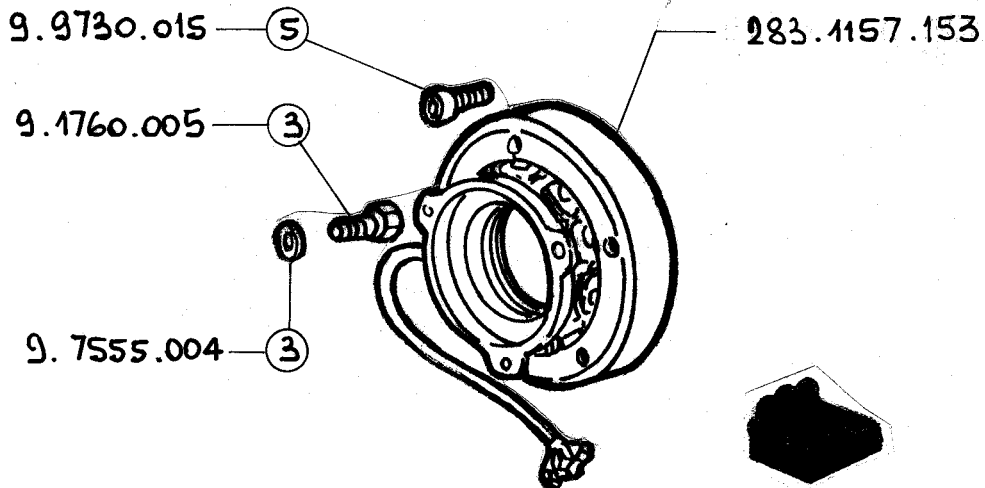
GR. KIT

20.12.1986 20.01.89 (mtm 17085)

93.355

IL 03

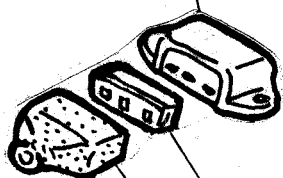
BASIC



20.12.1986 - 08.03.1988 (UNIFICAZIONE REGOLATORI). 20.1.89 (REGOL. CON FASTON DIFF.) e mtu 17085

BASIC +

2830.7362.238



2830.6740.153

276 2145 014

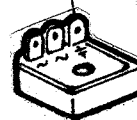
12V-130W corrente continua (colleg. a batteria)

GR. 3-4

KIT 2830.8888.608

BASIC +

5400.7362.232



12V-120W corrente alternata

GR. 3-4

KIT 2830.8888.609

BASIC +

GR.

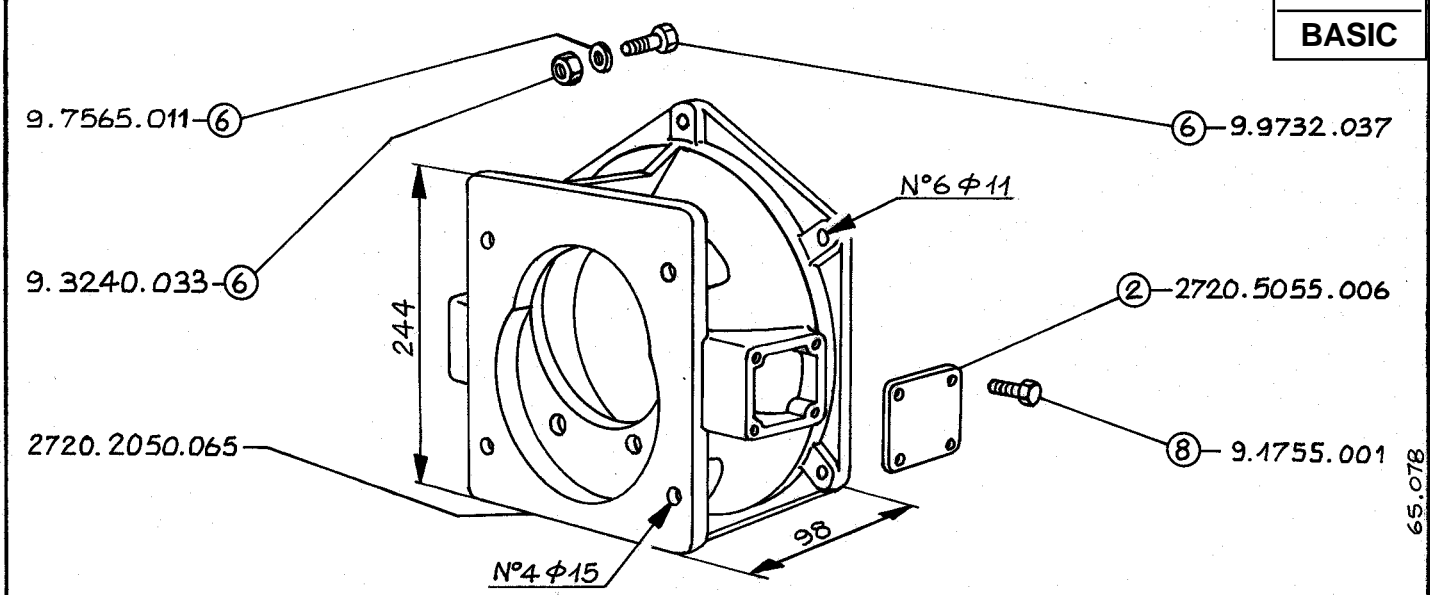
KIT

BASIC +

GR.

KIT

PC 01
BASIC



GR. 3-4-7-8-9 Hurt 819/926 KIT 2790.8888.831

BASIC +

GR.

BASIC +

GR.

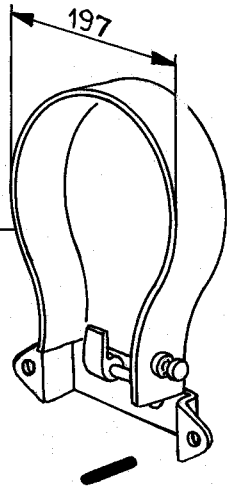
BASIC +

GR.

BASIC +

GR.

3-9-1984



2830.6927.044

②-5000.5725.034

②-9.3240.018

②-9.7565.007

BASIC +

9.6780.067-②

99-536

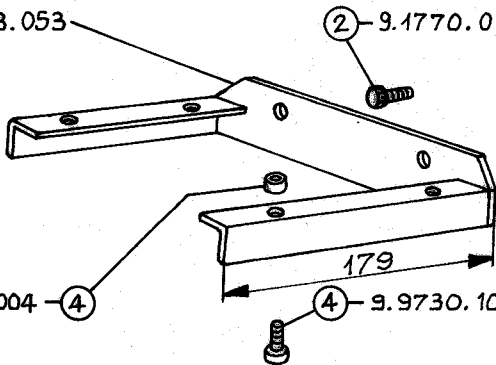
BASIC +

2830.8903.053

②-9.1770.056

720.3527.004-④

④-9.9730.100



99-537

*Annulloato con mtm 50006 e
dest. con 8888.861-16.5.97*

GR. 3 per mot.con avv.eletr.
for eng.with el.starting **KIT 2830.8888.861**

GR. 3 per mot.con avv.fune
for eng.with rope start. **KIT 2830.8888.862**

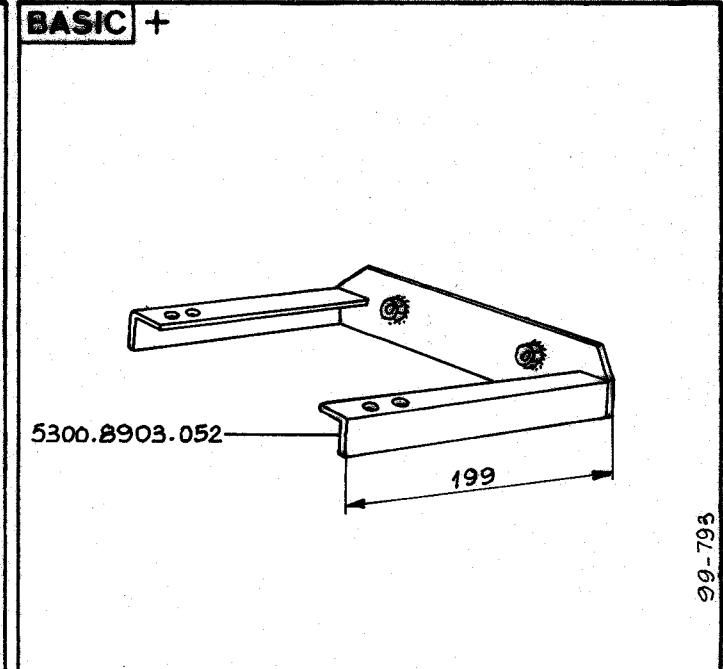
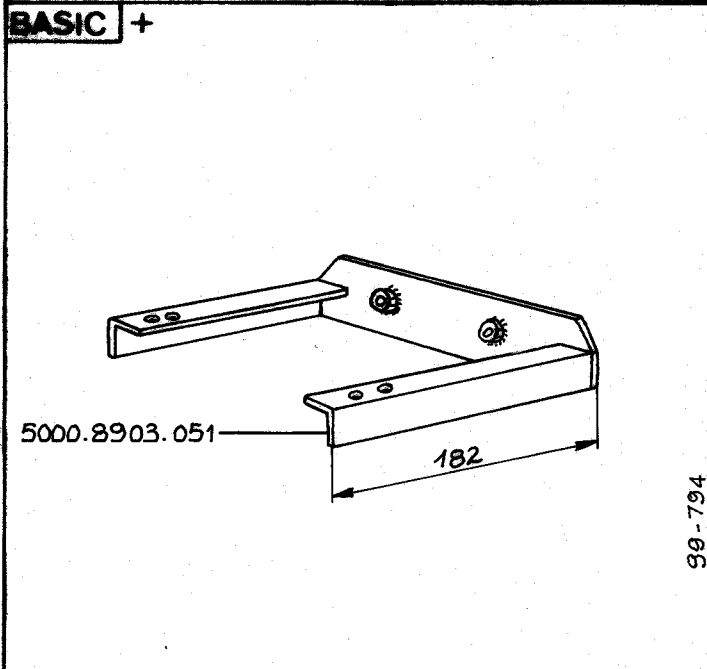
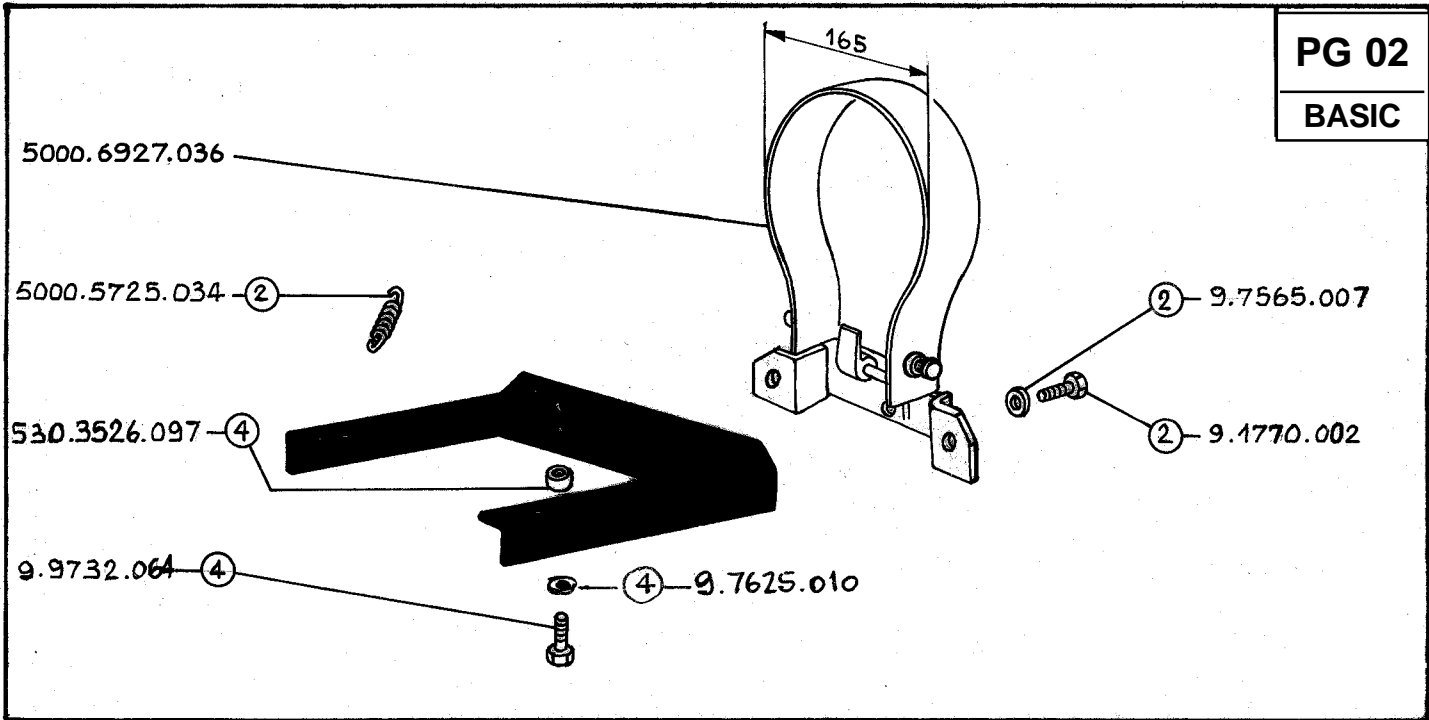
BASIC +

BASIC +

3.9.1984



GR.

GR.



GR. 6 LD 260 - 325 KIT 5200.8888.865

GR. 6 LD 360 - 400 KIT 5300.8888.866



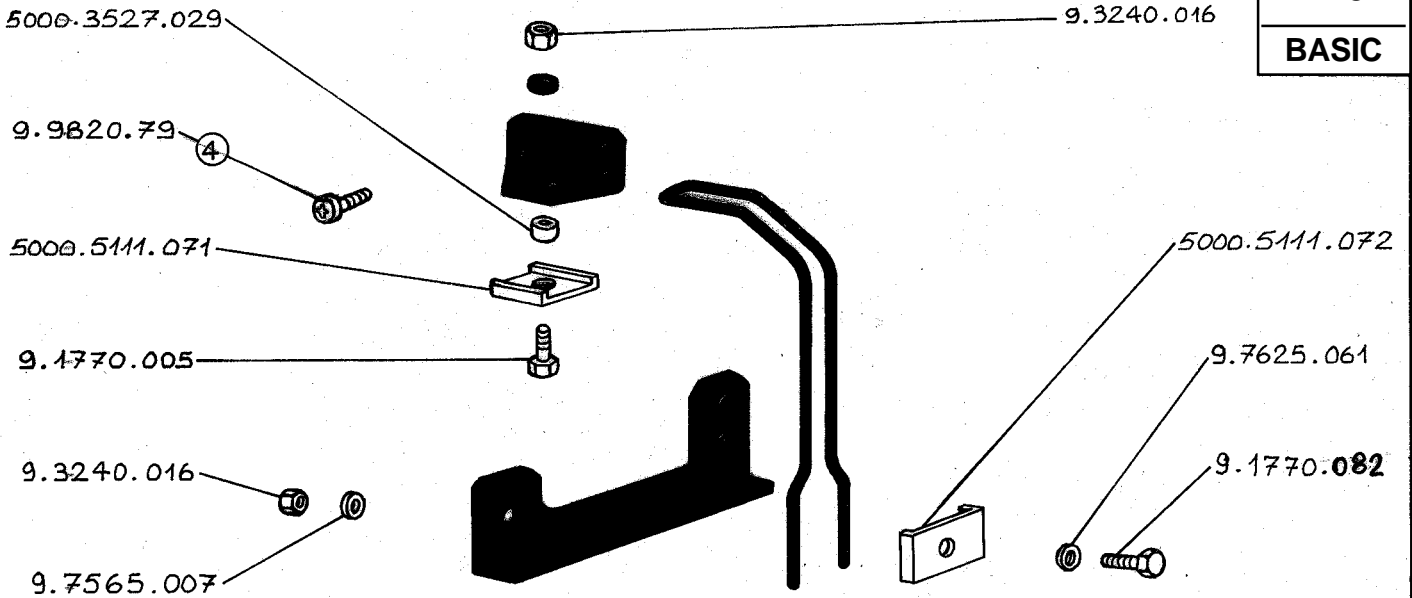
GR.

GR.

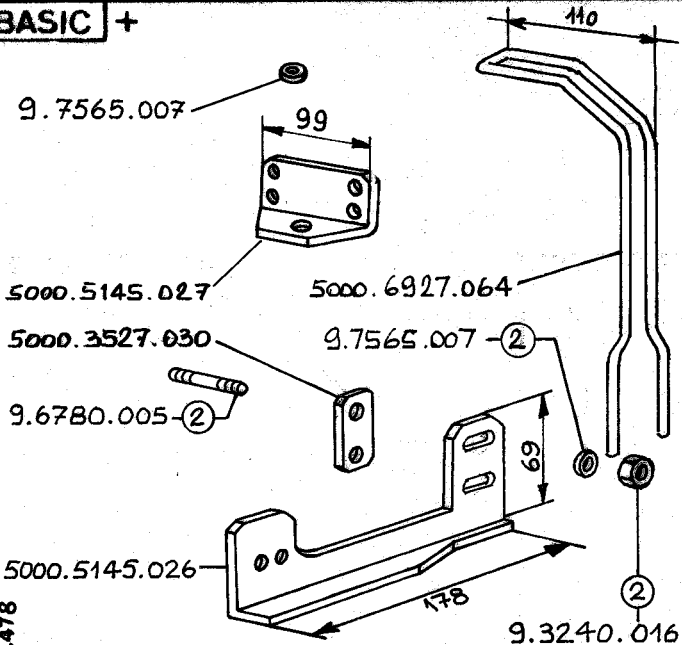
3-9-1984 5.2.1987

PN 01

BASIC



BASIC +

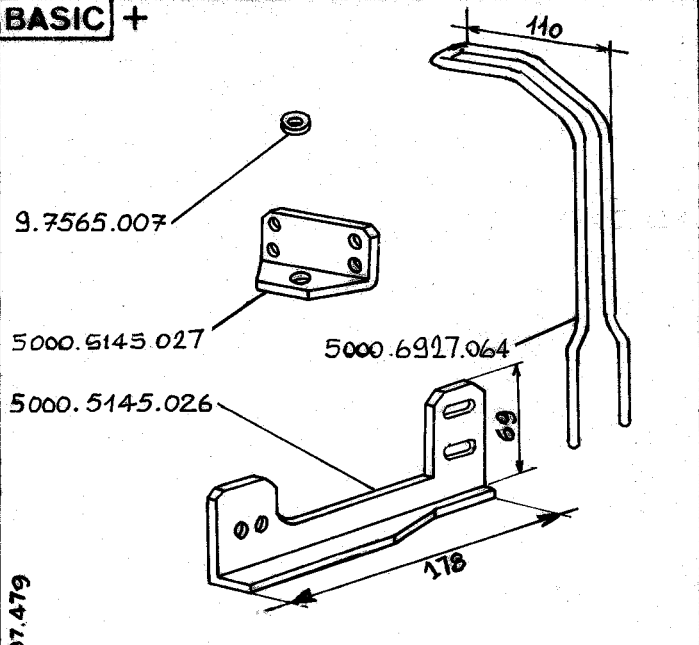


PER MOTORI SENZA PIEDI / FOR ENGINES WITHOUT MOUNTS

GR. 6

KIT 5000.8888.868

BASIC +

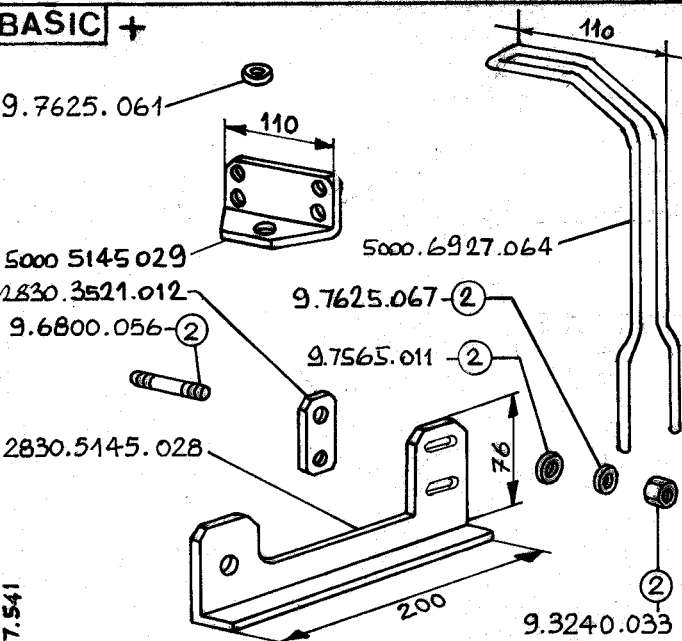


PER MOTORI CON PIEDI / FOR ENGINES WITH MOUNTS

GR. 6

KIT 5200.8888.869

BASIC +

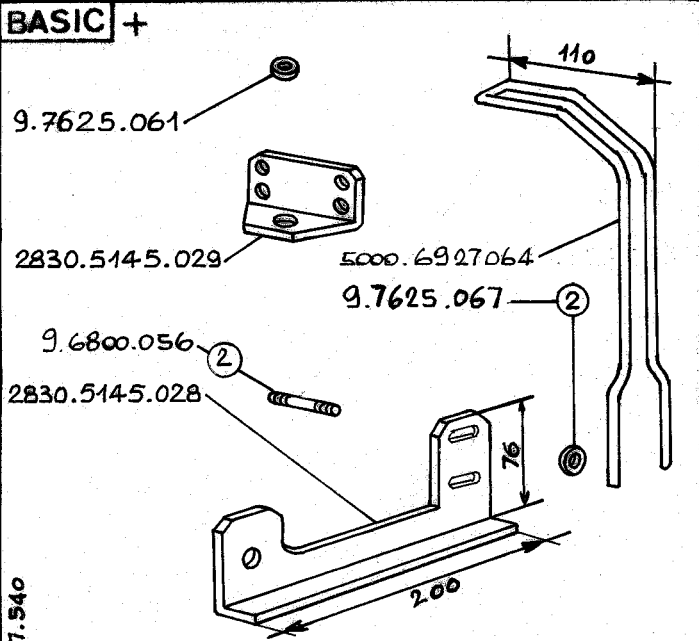


PER MOTORI SENZA PIEDI / FOR ENGINES WITHOUT MOUNTS

GR. 3

KIT 2830.8888.870*

BASIC +



PER MOTORI CON PIEDI / FOR ENGINES WITH MOUNTS


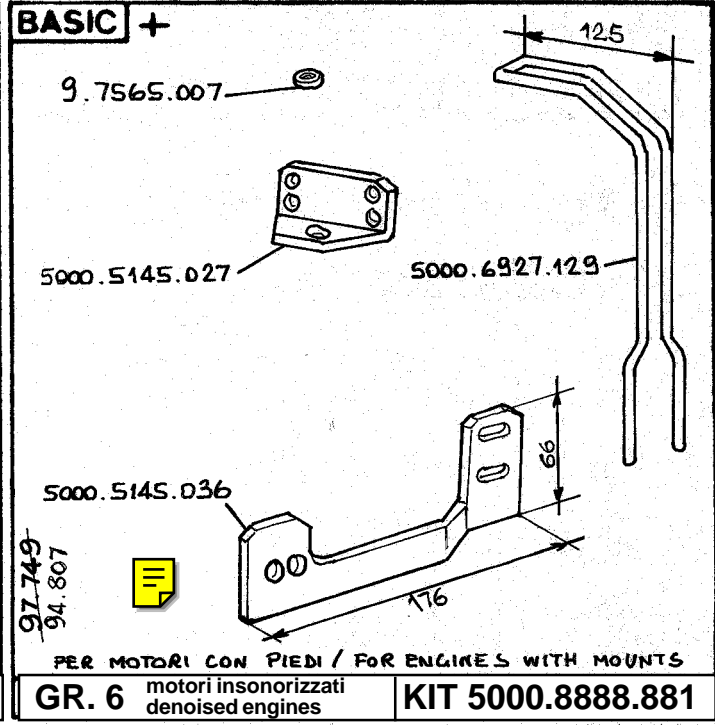
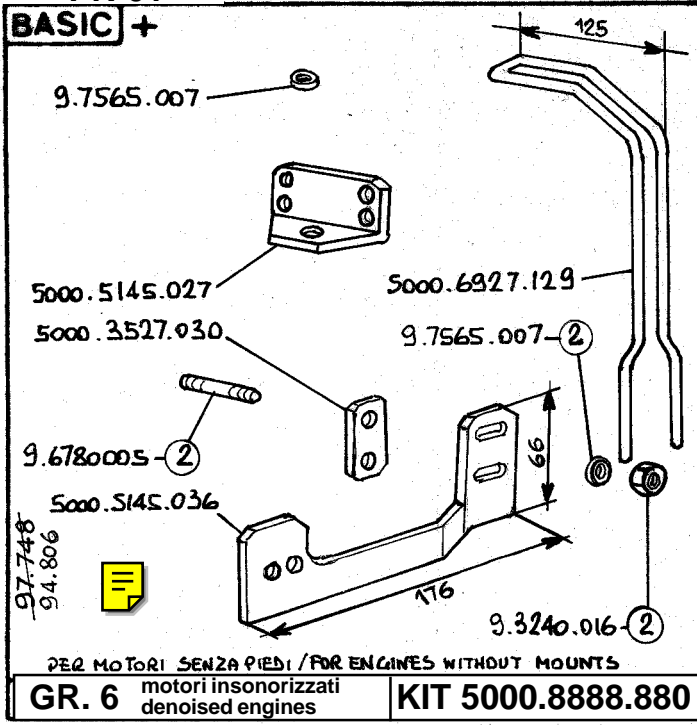
GR. 3

KIT 2830.8888.871


* NON PIU' DISPONIBILE / NO MORE AVAILABLE

15.12.1983 - 20.01.1986







GR. KIT



GR. KIT

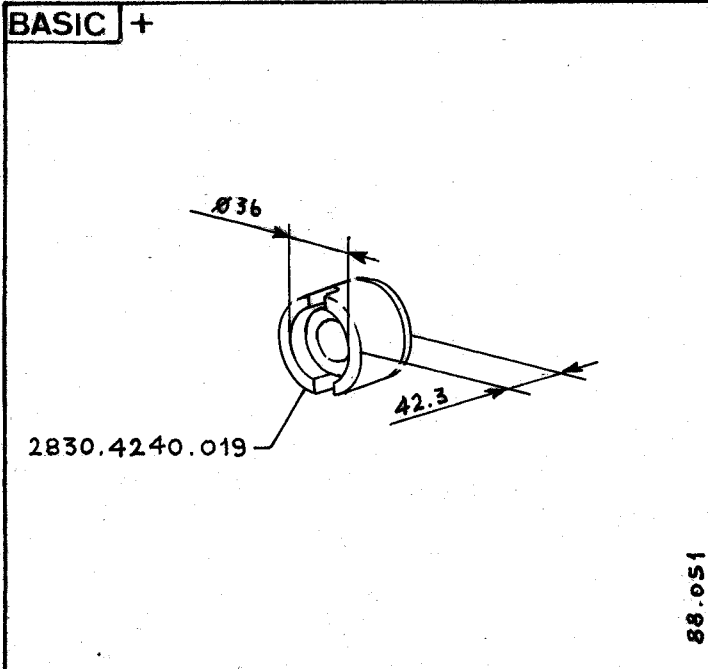
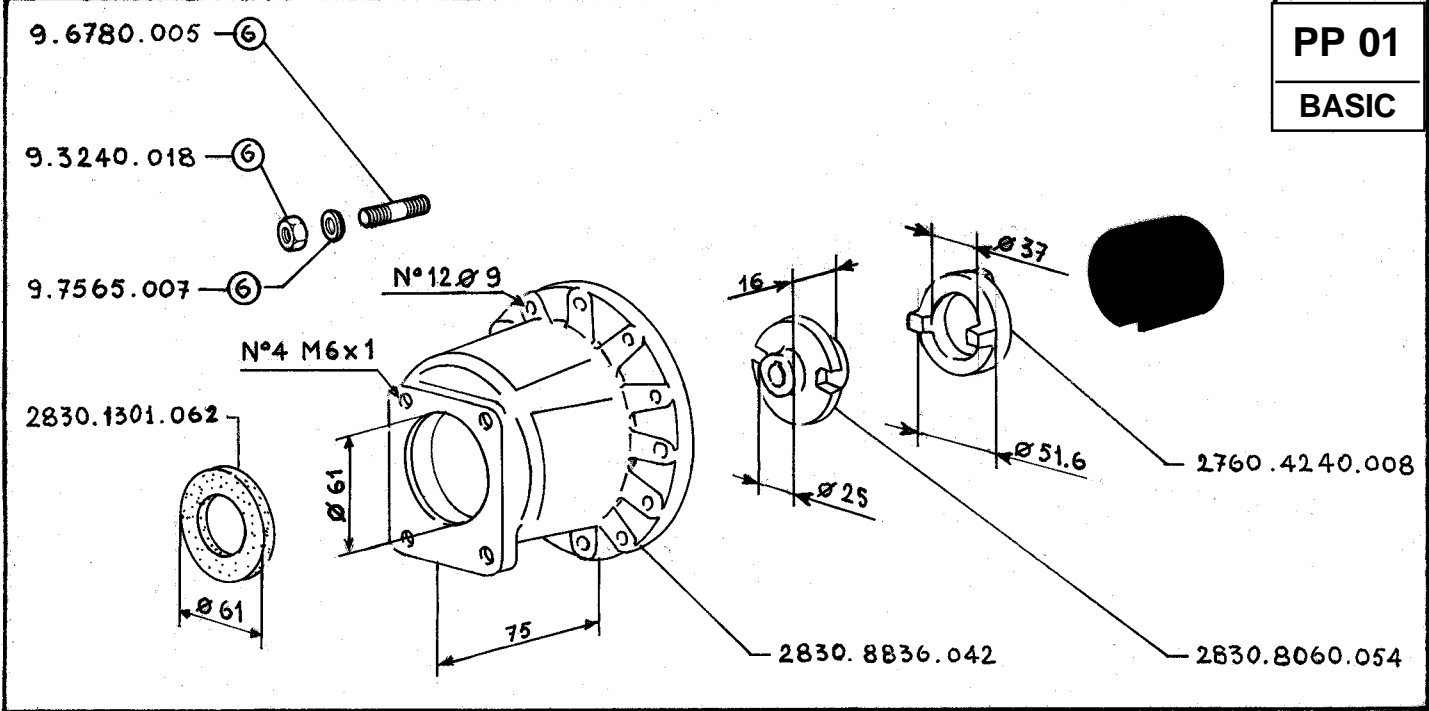


GR. KIT

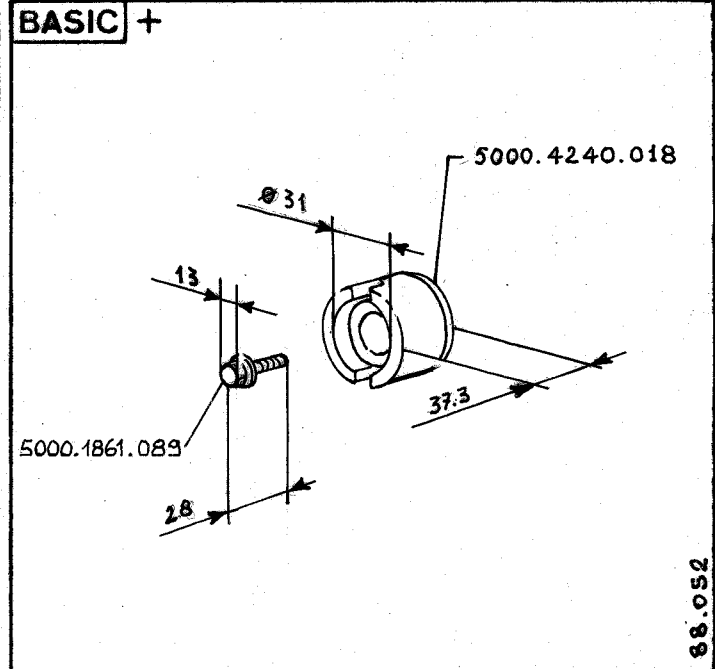


GR. KIT


2001-1986 06.04.1987




GR. 3 1PD-1PTO KIT 2830.8888.300



GR. 6 1PD-1PTO KIT 5000.8888.401



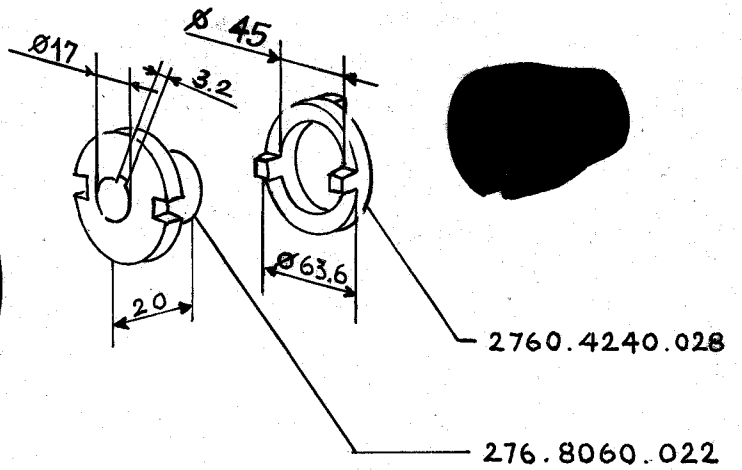
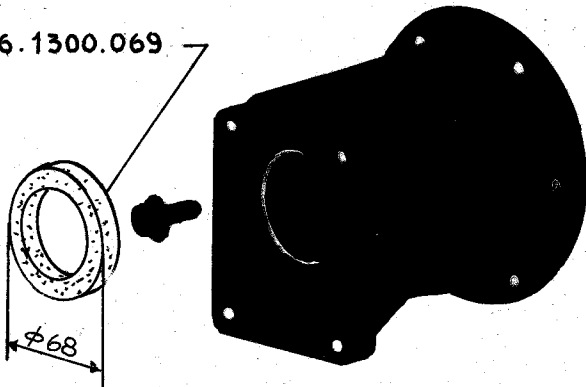
GR. KIT



GR. KIT

- 9.6780.005 — ⑥
- 9.7565.007 — ⑥
- 9.3240.018 — ⑥

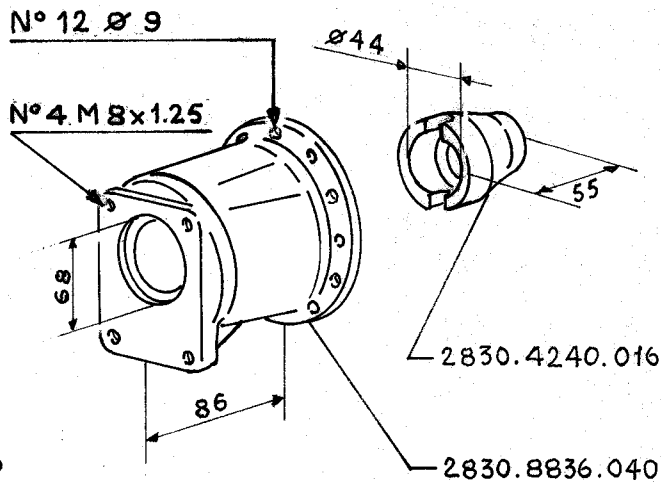
276.1300.069



2760.4240.028

276.8060.022

BASIC +

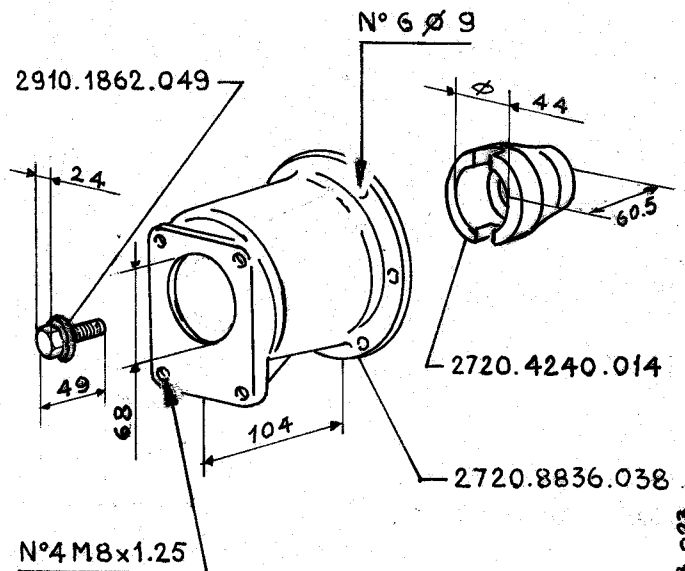


2830.4240.016

2830.8836.040

88.025

BASIC +



2720.4240.014

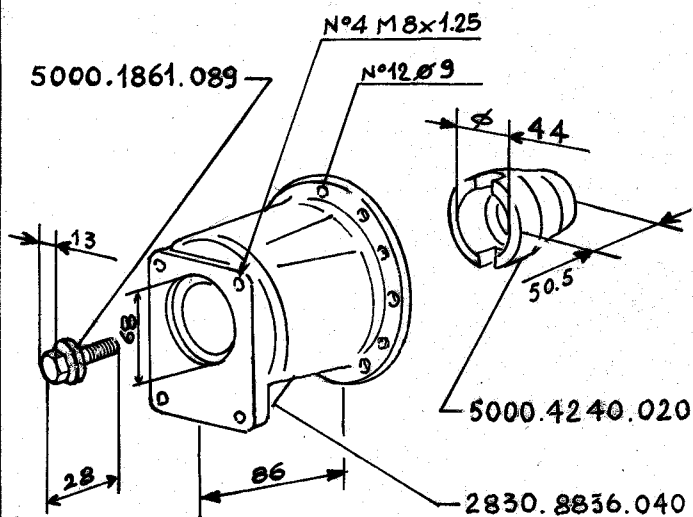
2720.8836.038

88.025

GR. 3 2PD-1PTO KIT 2830.8888.301

GR. 4-7 2PD-1PTO KIT 2910.8888.327

BASIC +



5000.4240.020

2830.8836.040


88.053

BASIC +

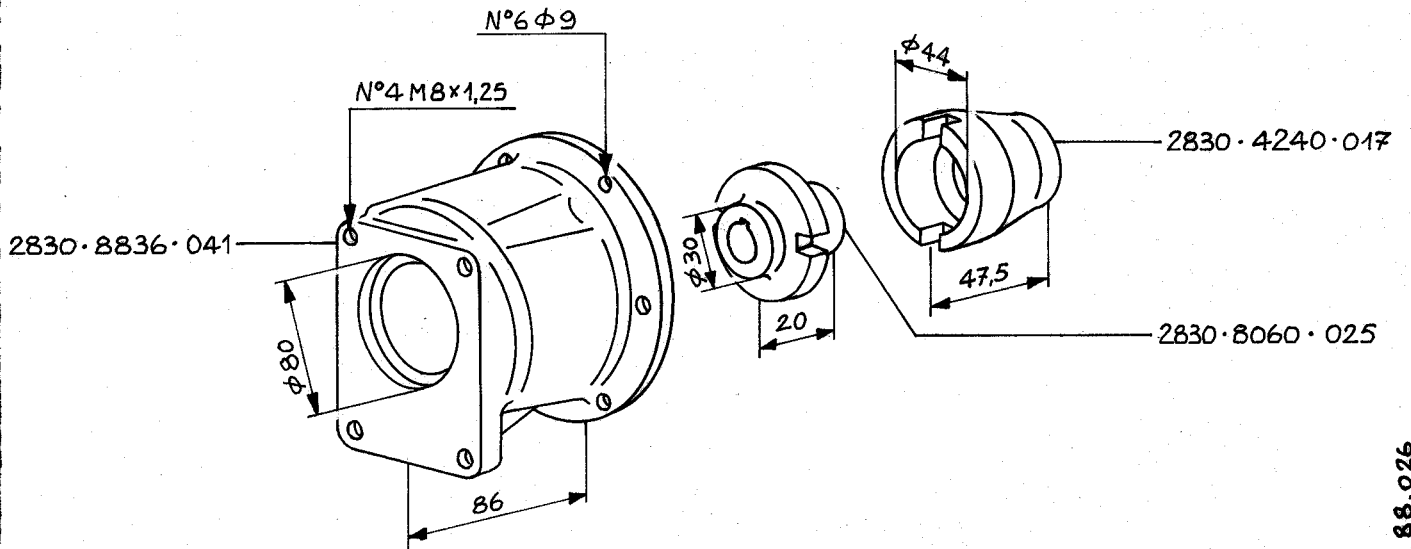
15.12.1983

GR. 6 2PD-1PTO KIT 5000.8888.402

GR.



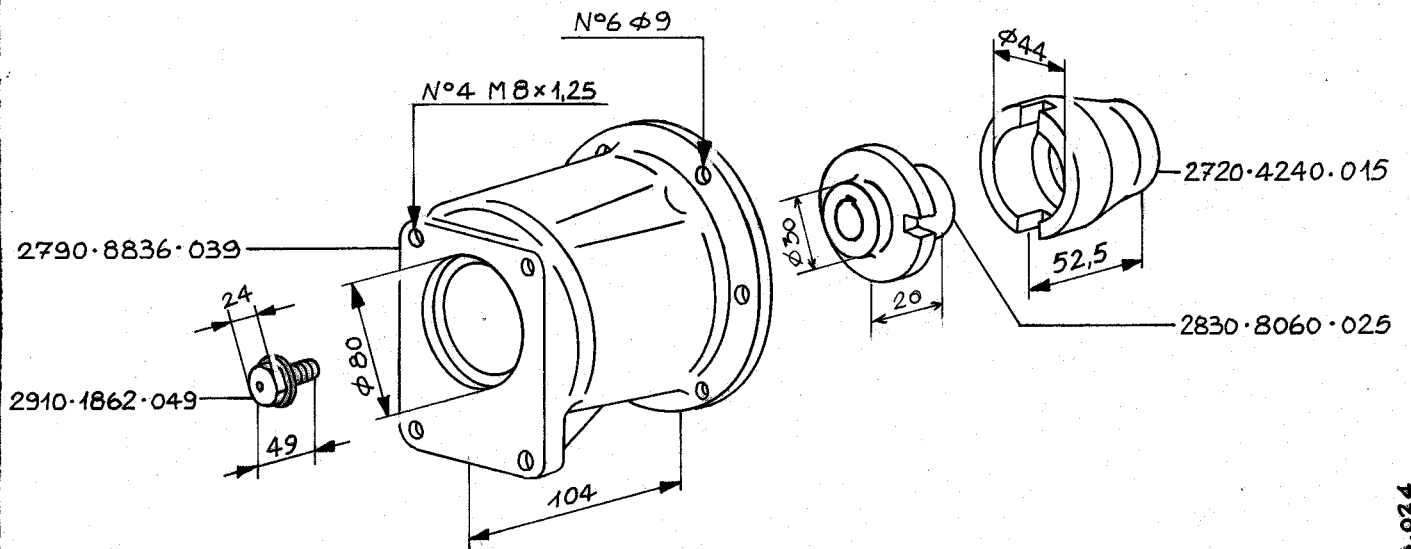
BASIC +



88.026

GR. 3 Bosch CR 101 - 1PTO KIT 2830.8888.303

BASIC +

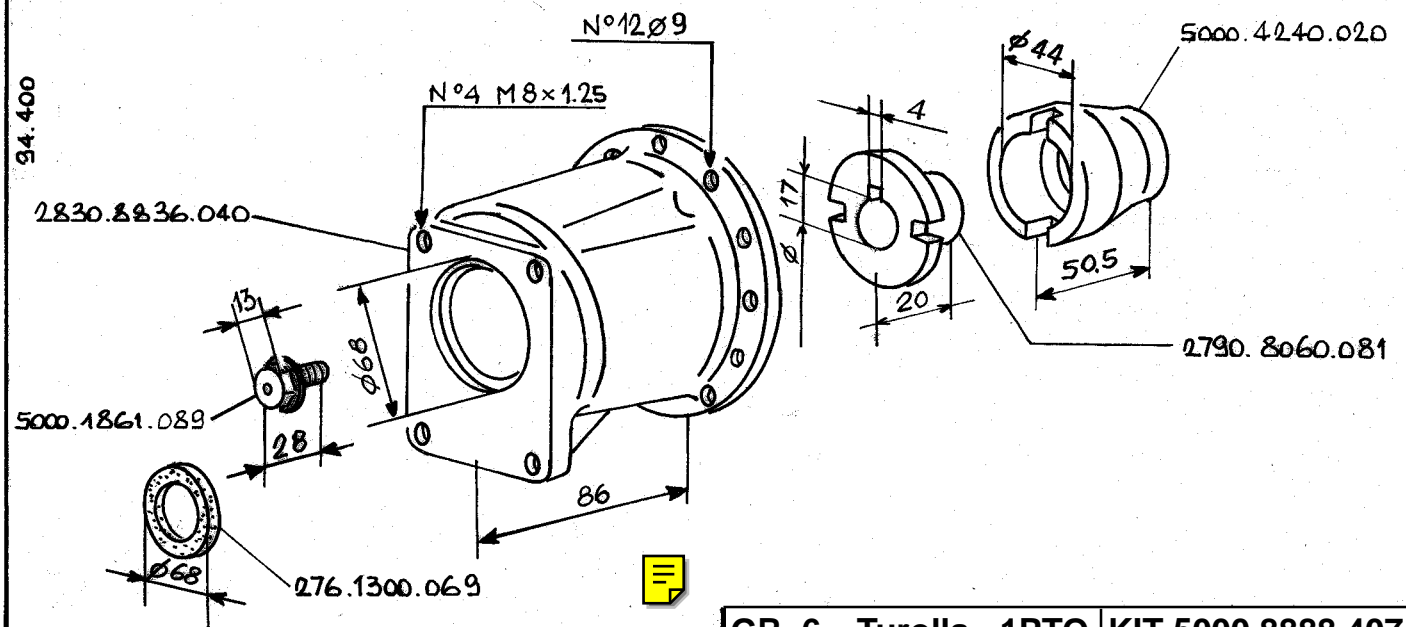


88.024

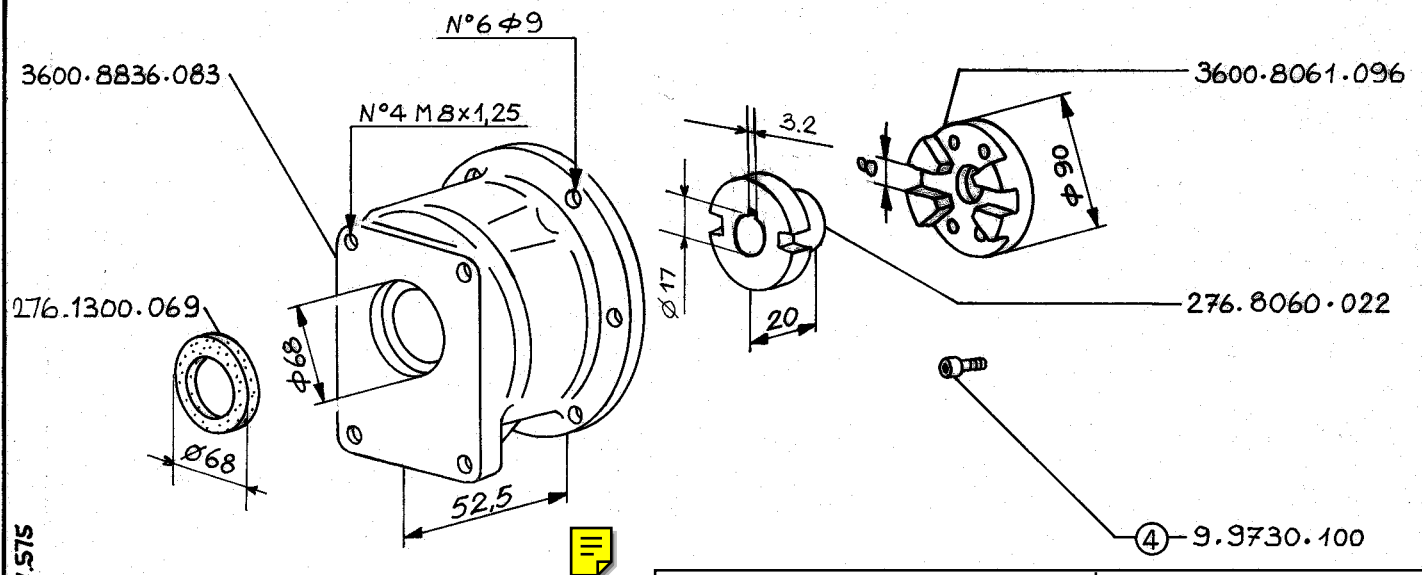
GR.4-7 Bosch CR 101 - 1PTO KIT 2720.8888.330

15.42.1983 20.01.1986

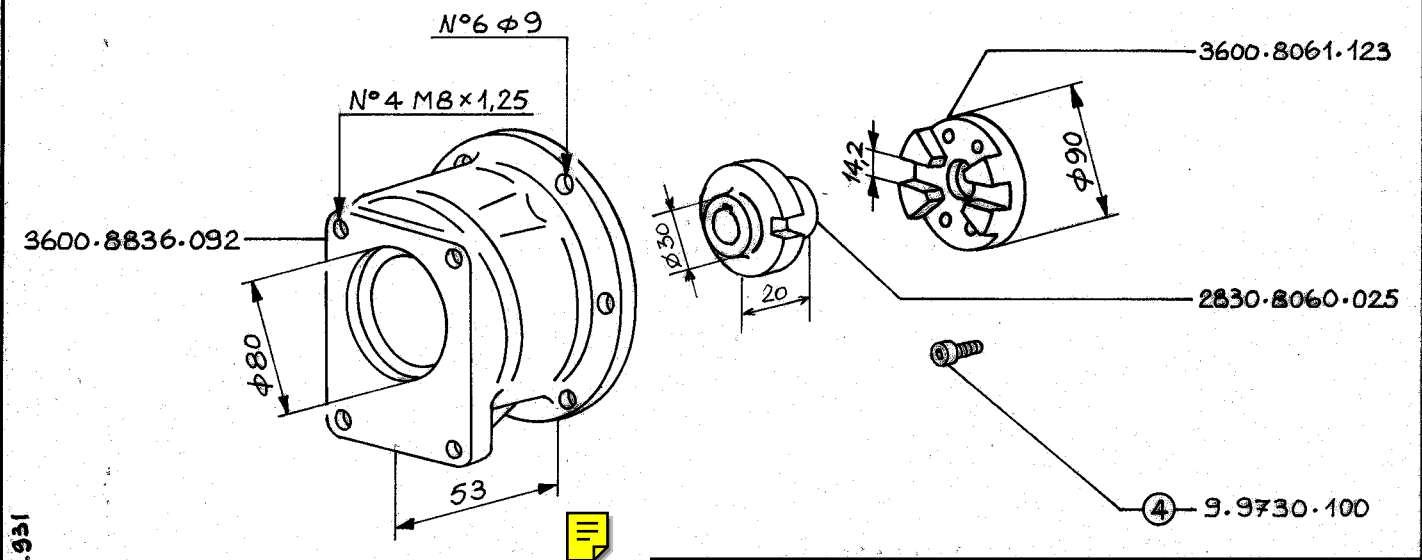




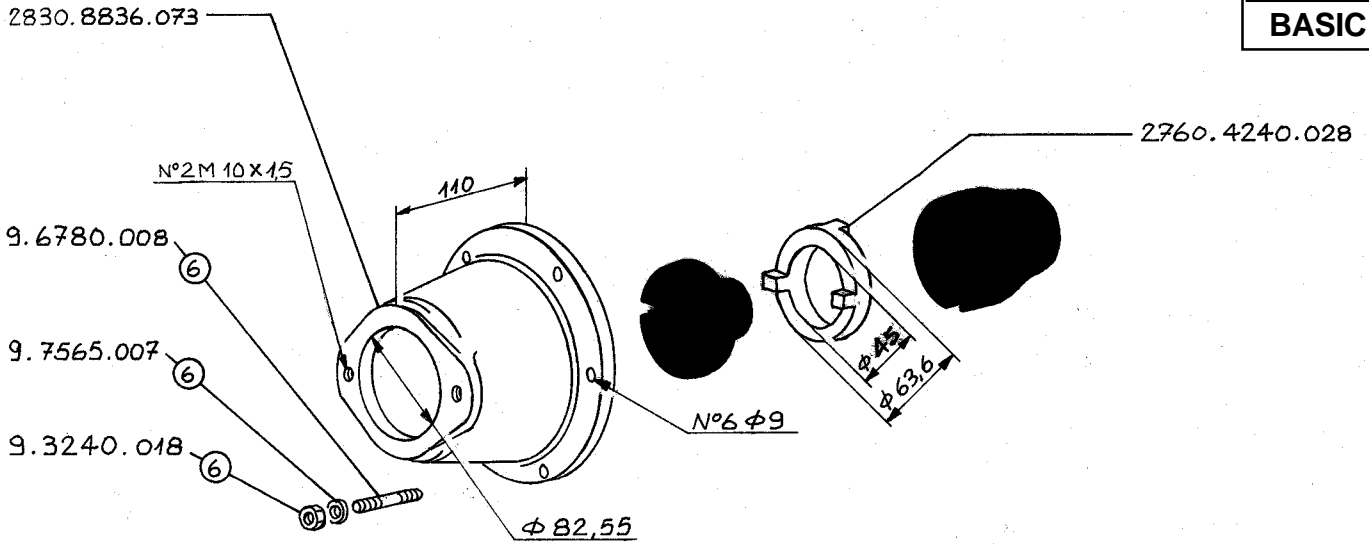
GR. 6 Turolla - 1PTO KIT 5000.8888.407



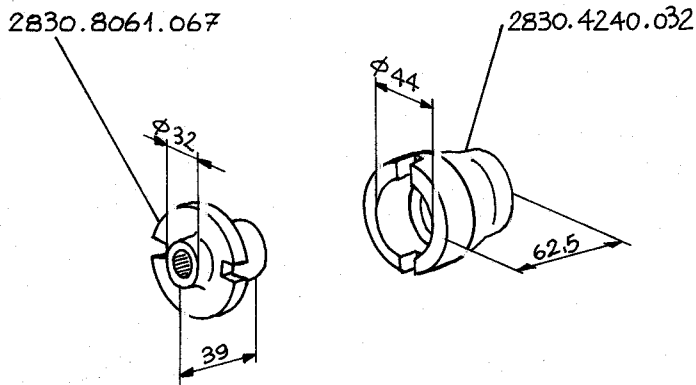
GR.10-12 2PD-1PTO KIT 3600.8888.527



GR.10-12 Bosch CR 101 - 1PTO KIT 3600.8888.532



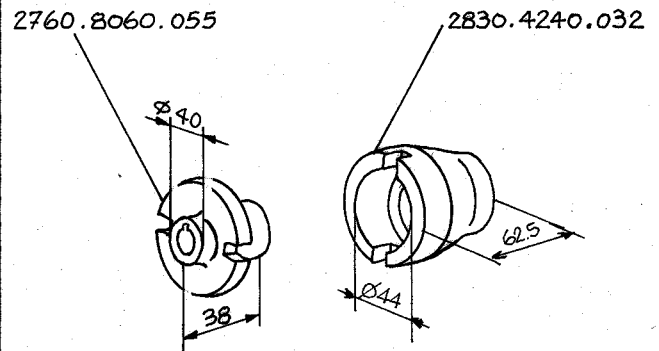
BASIC +



97.025

GR. 3 CESSNA 70142 - 1PTO KIT 2830.8888.302

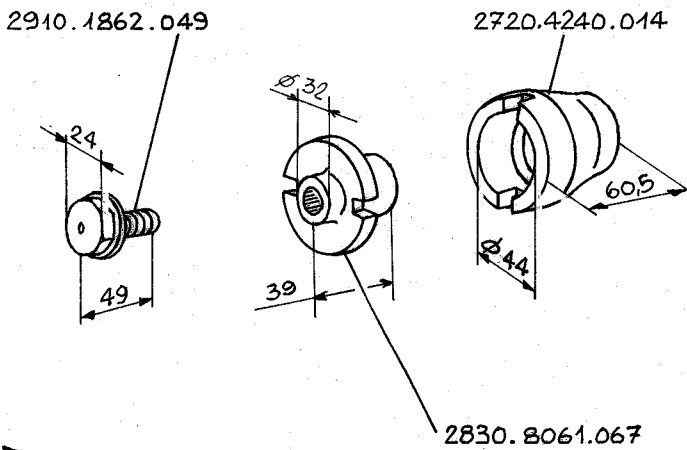
BASIC +



99.976

GR. 3 VICKERS PVB 5-1PTO KIT 2830.8888.310

BASIC +



97.027

GR.4-7 CESSNA 70142 - 1PTO KIT 2720.8888.331

BASIC +

GR. KIT

2830.6961.031

2830 4240 031

2760.4240 008

2830-8060-054

2830-8836-067

2830-1301-062

N°4 M6x1

N°4 φ9

9-3240-018 (4)

9-7565-007 (4)

(3) 9-7565-007

(3) 9-9730-028

(2) 9-8400-023

(4) 9-6780-053

GR. 3

1PS-2PTO

KIT 2830.8888.304

BASIC +

283-5066-016

283-2920-078

283-4570-014

273-3350-062

292-8590-024

292-8590-025

292-9680-015

292-9680-016

9-1780-003

(2)

(2)

9-7565-011

270-6685-045

283-5066-015

(4) 9-7500-018

(4) 9-1760-001

(2) 9-9730-010

2830-6961-031

(6) 9-9730-027

283-2568-067

(2) 9-8460-083

GR. 3

1PS-2PTO

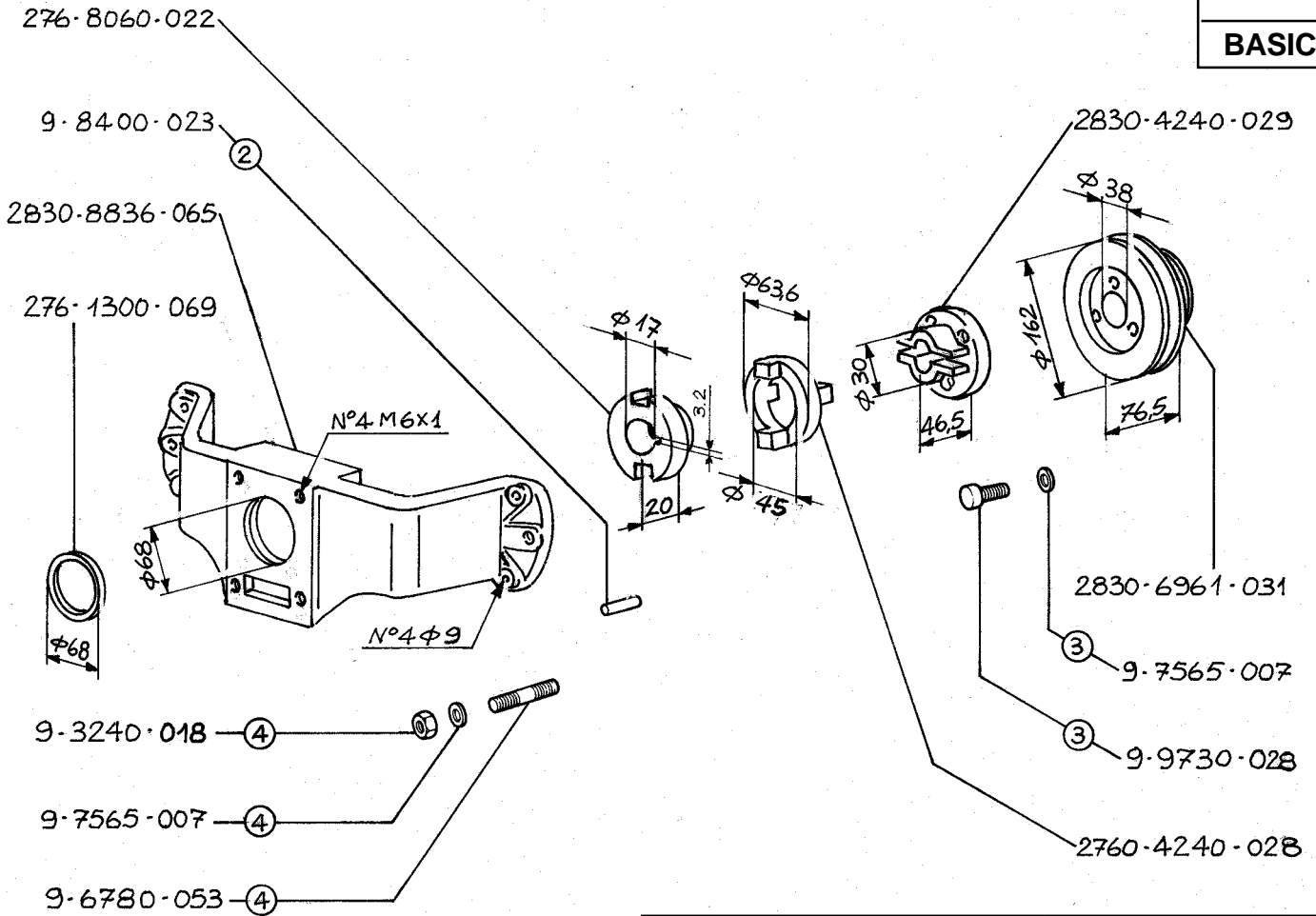
KIT 2830.8888.307*

* NON PIÙ DISPONIBILE / NO MORE AVAILABLE

15-12-1983 3.9.1984 06.05.1988

99.859

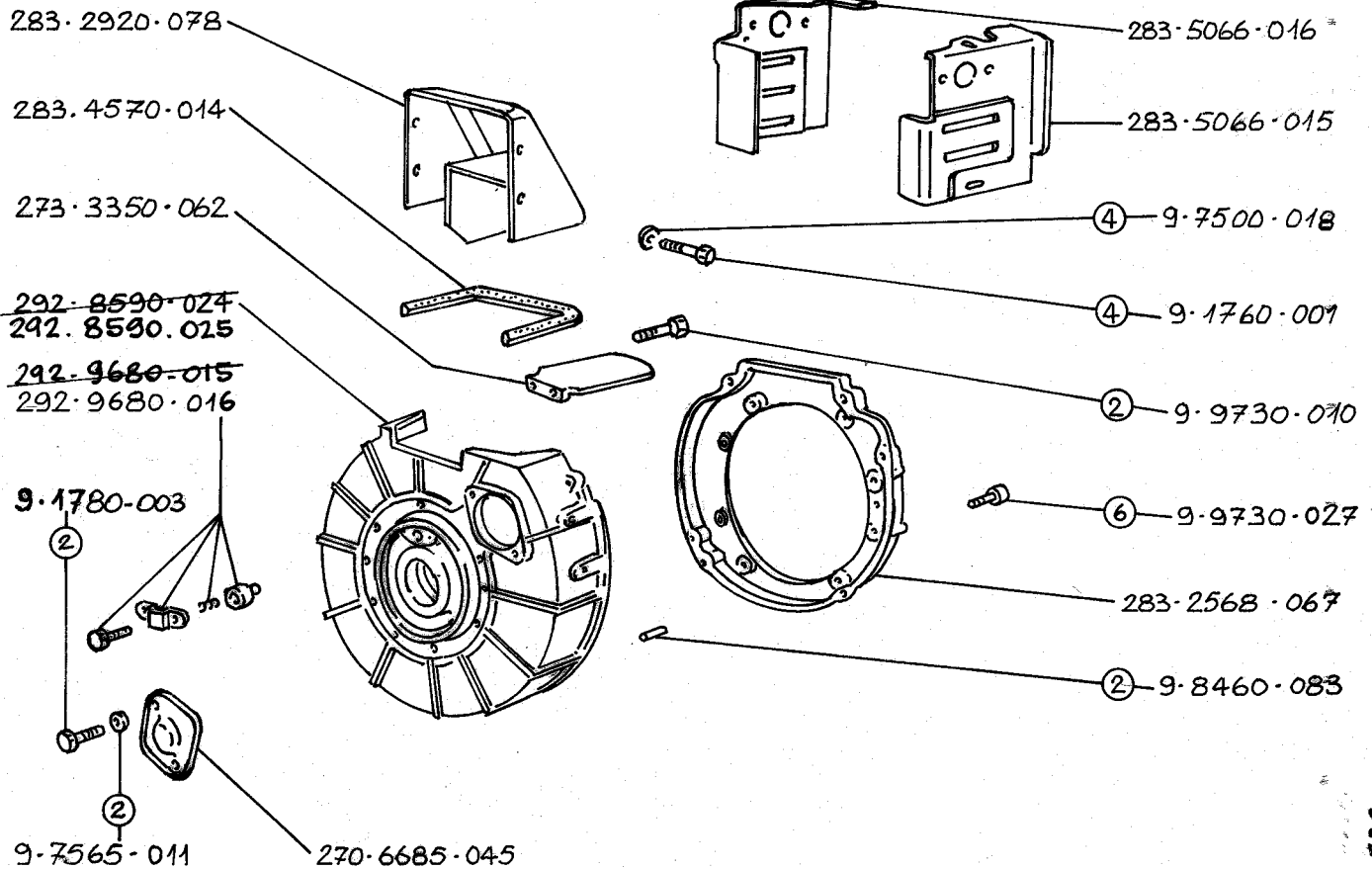
99.549



GR. 3 2PS-2PTO KIT 2830.8888.305

3.9.860

BASIC +



GR. 3 2PS-2PTO KIT 2830.8888.308*

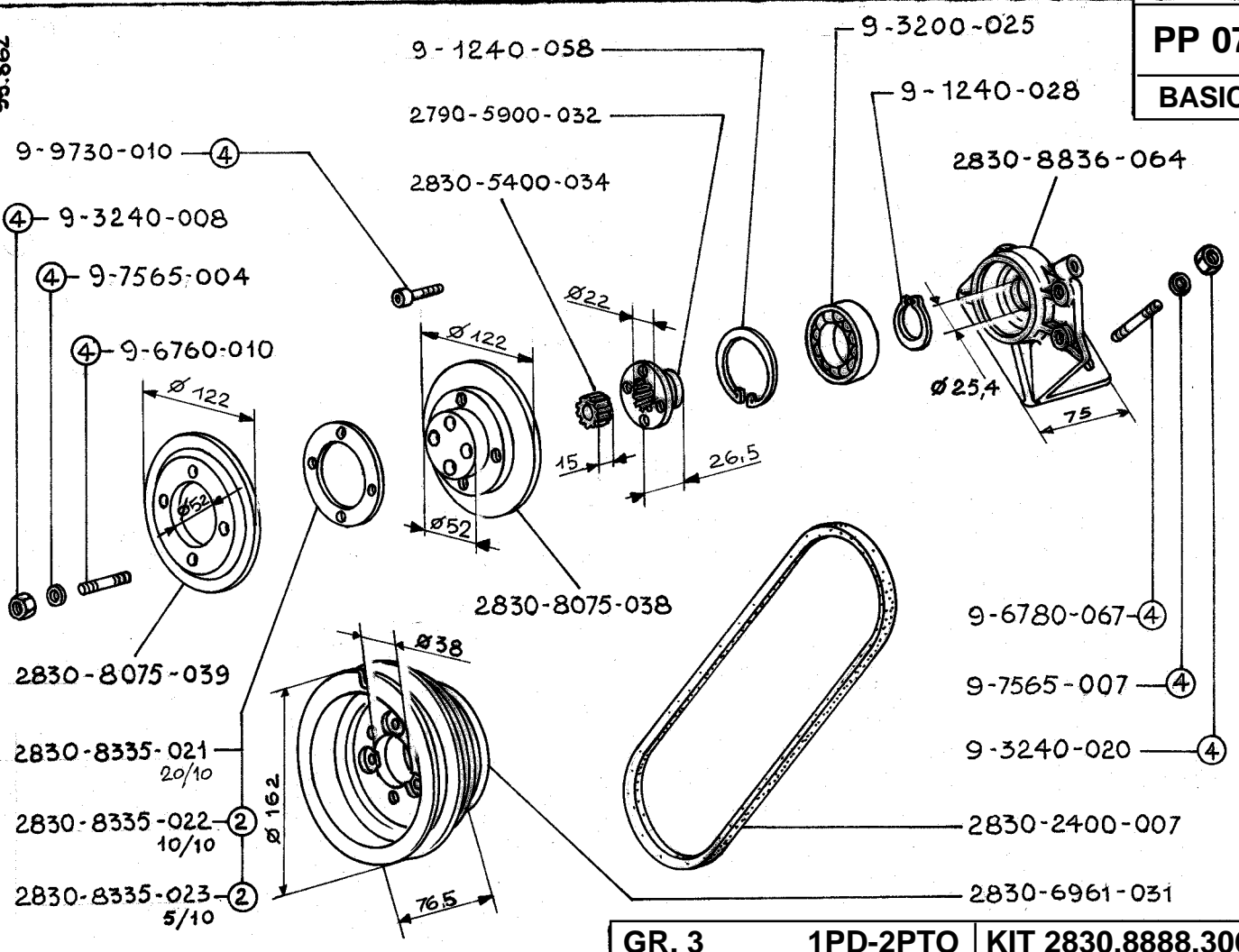
3.9.530

* NON PIU' DISPONIBILE / NO MORE AVAILABLE

15.12.1985 3.9.1984

99.862

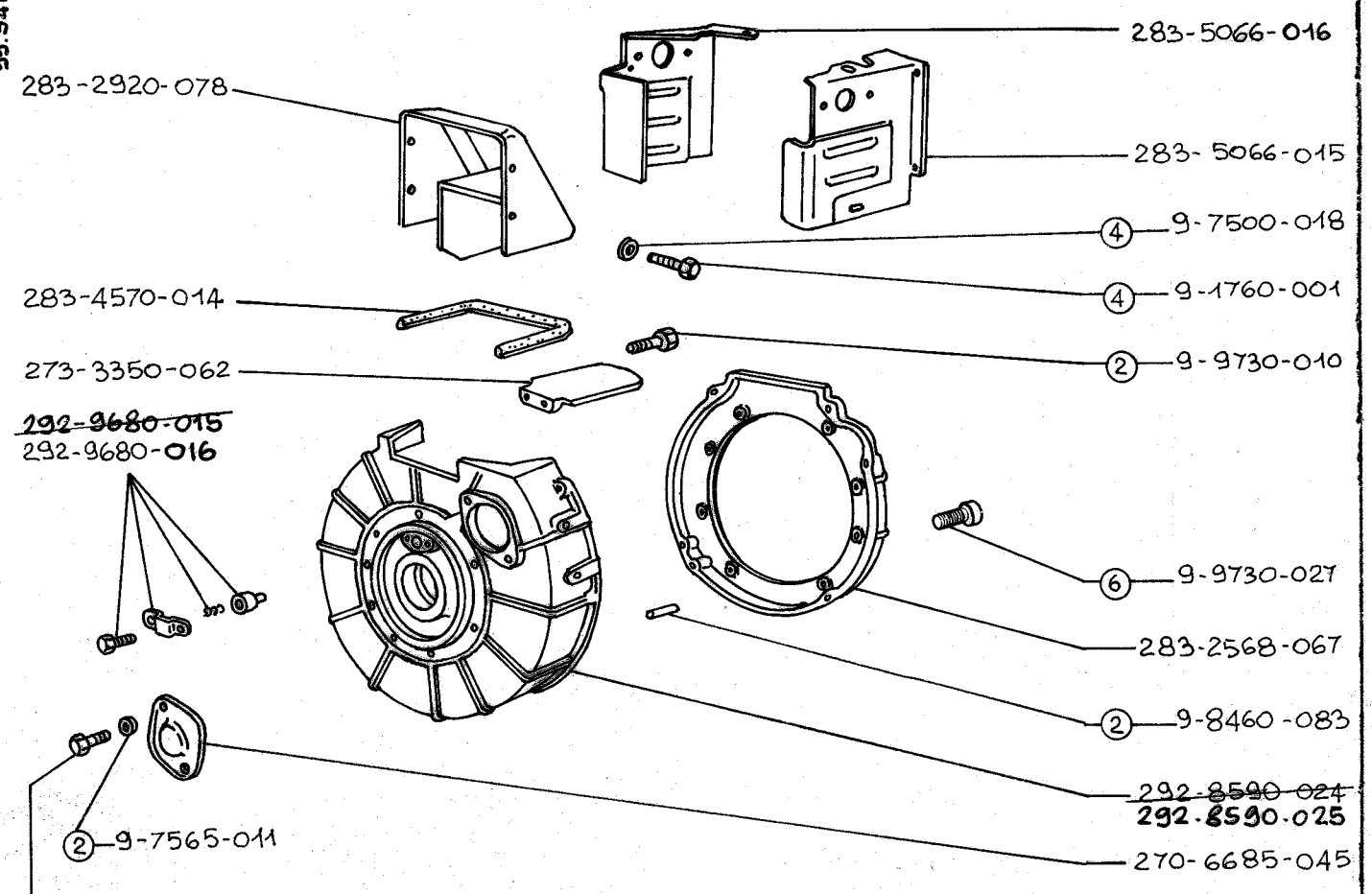
PP 07
BASIC



GR. 3 1PD-2PTO KIT 2830.8888.306

BASIC +

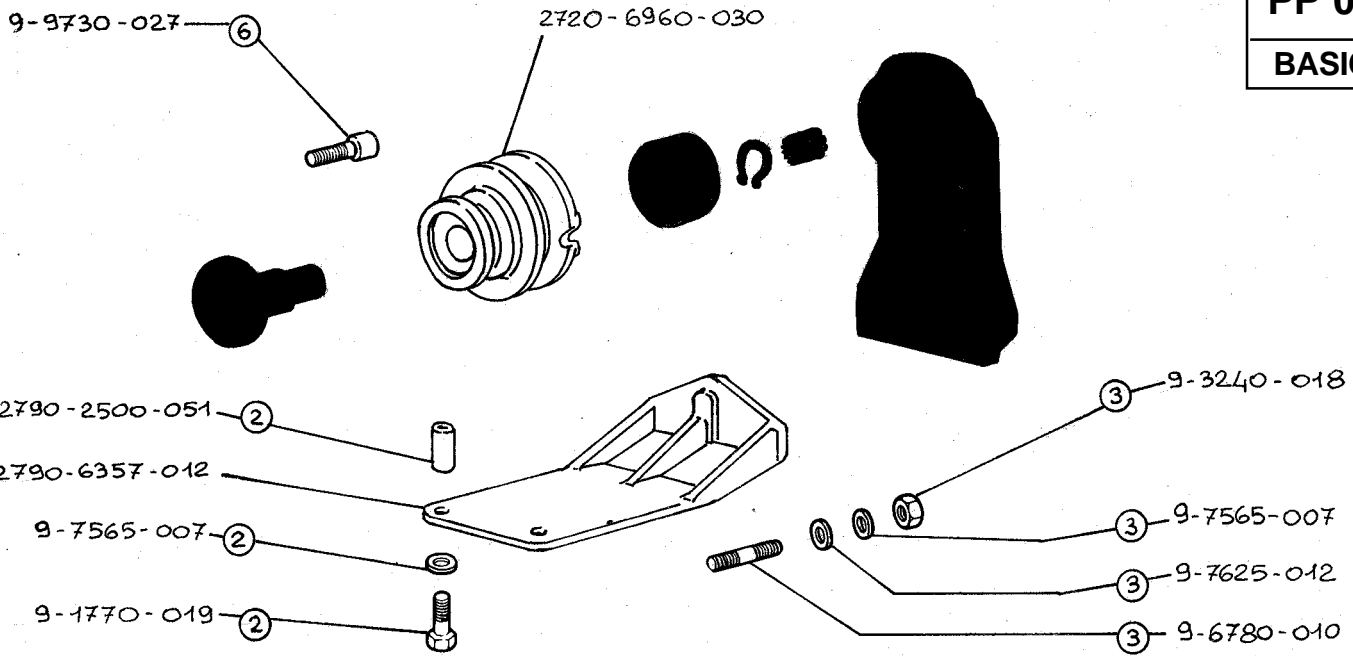
99.541



GR. 3 1PD-2PTO KIT 2830.8888.309*

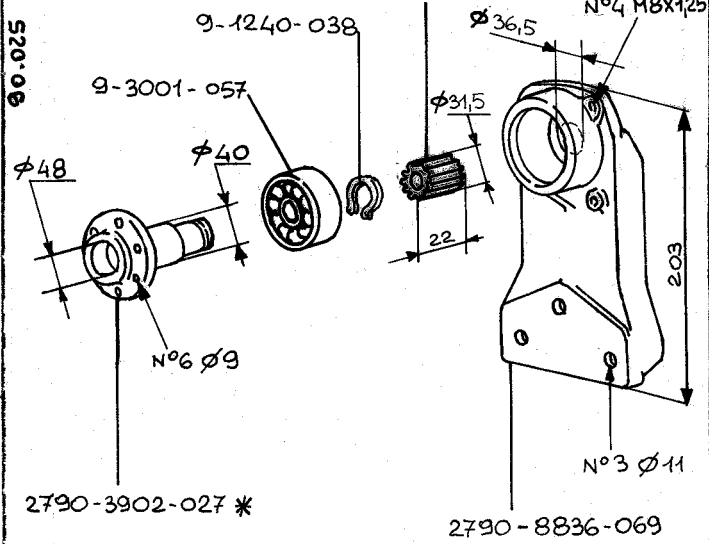
* NON PIU' DISPONIBILE / NO MORE AVAILABLE

15.12.1983 3.9.1984

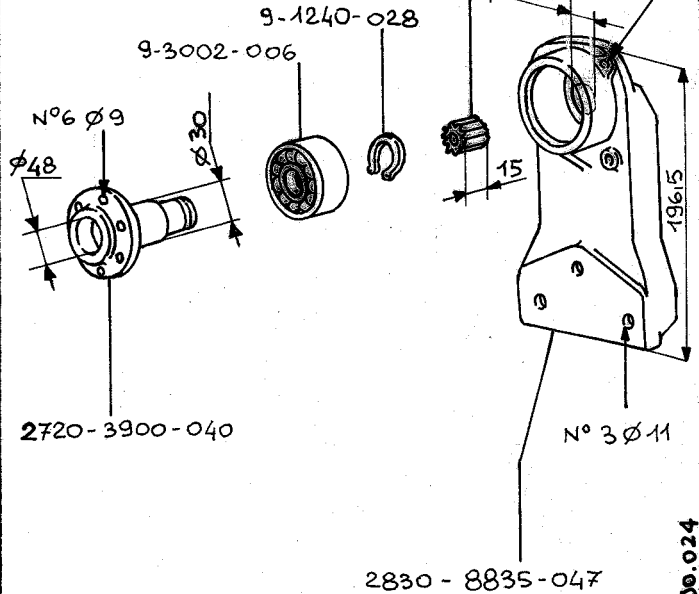


* NON PIÙ DISPONIBILE / NO LONGER AVAILABLE

BASIC +



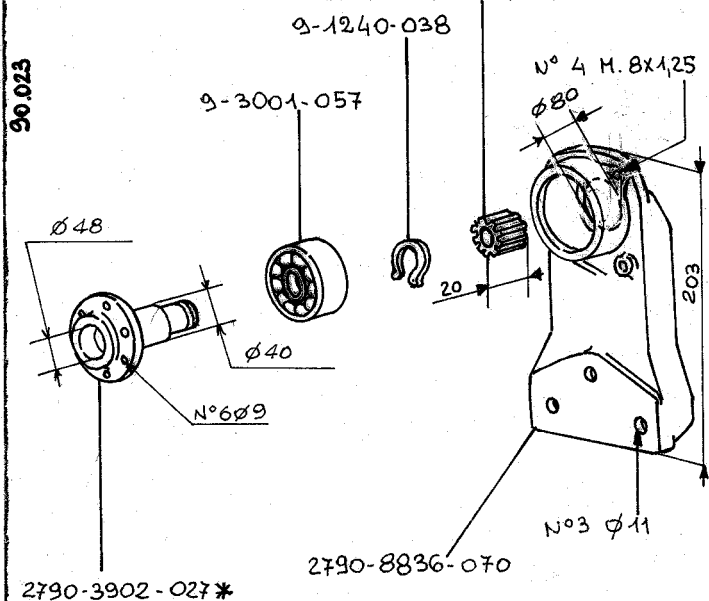
BASIC +



GR. 4 2PS-2PTO KIT 2720.8888.328

GR. 4 1PS-2PTO KIT 2720.8888.332

BASIC +



BASIC +



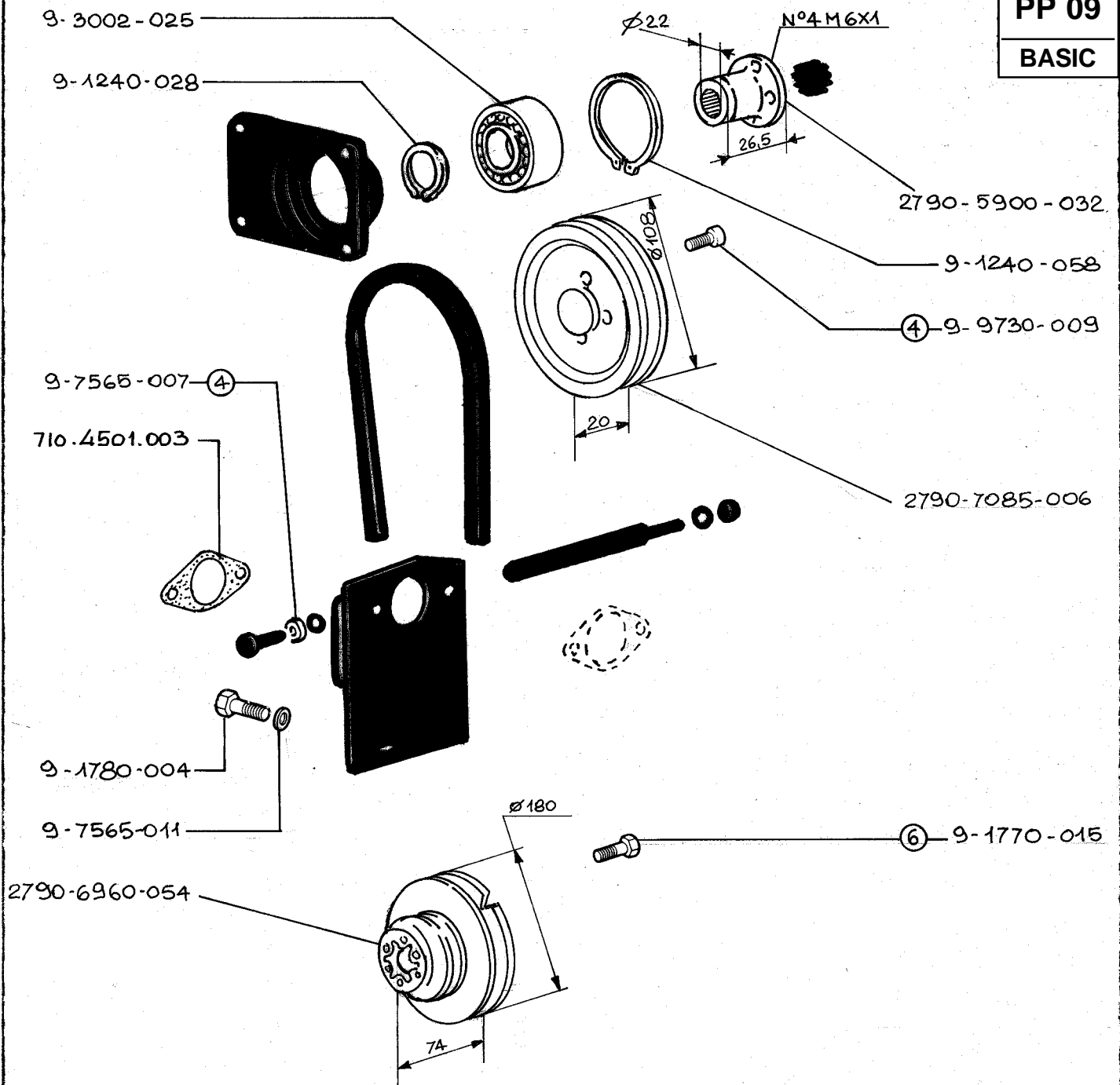
GR. 4 Bosch CR 101 - 2PTO KIT 2720.8888.333

GR.

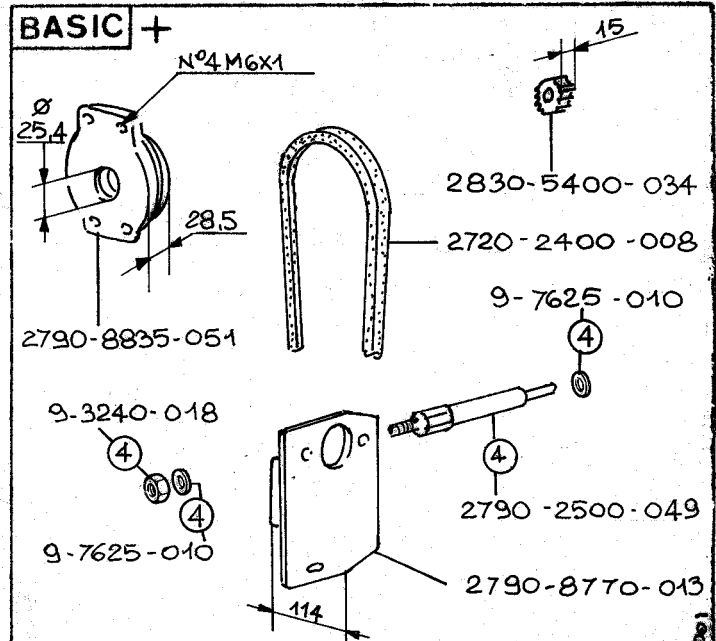
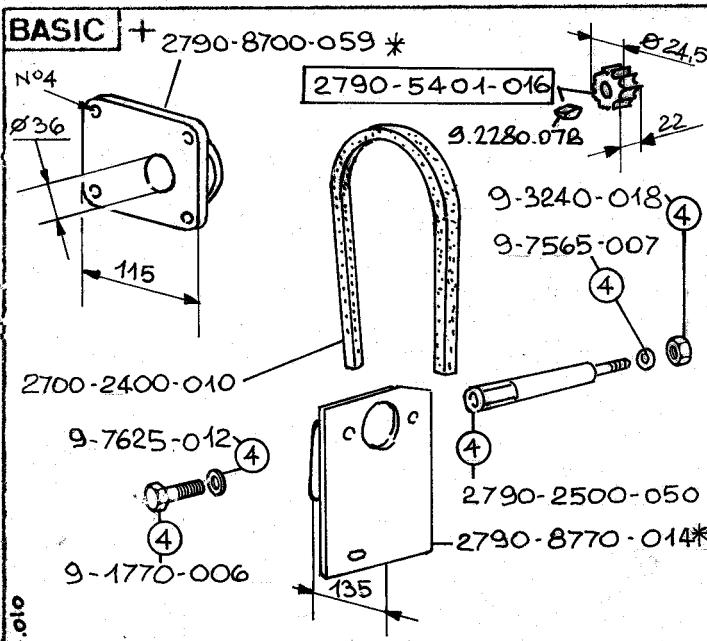
15.12.1983

90.024

90.023

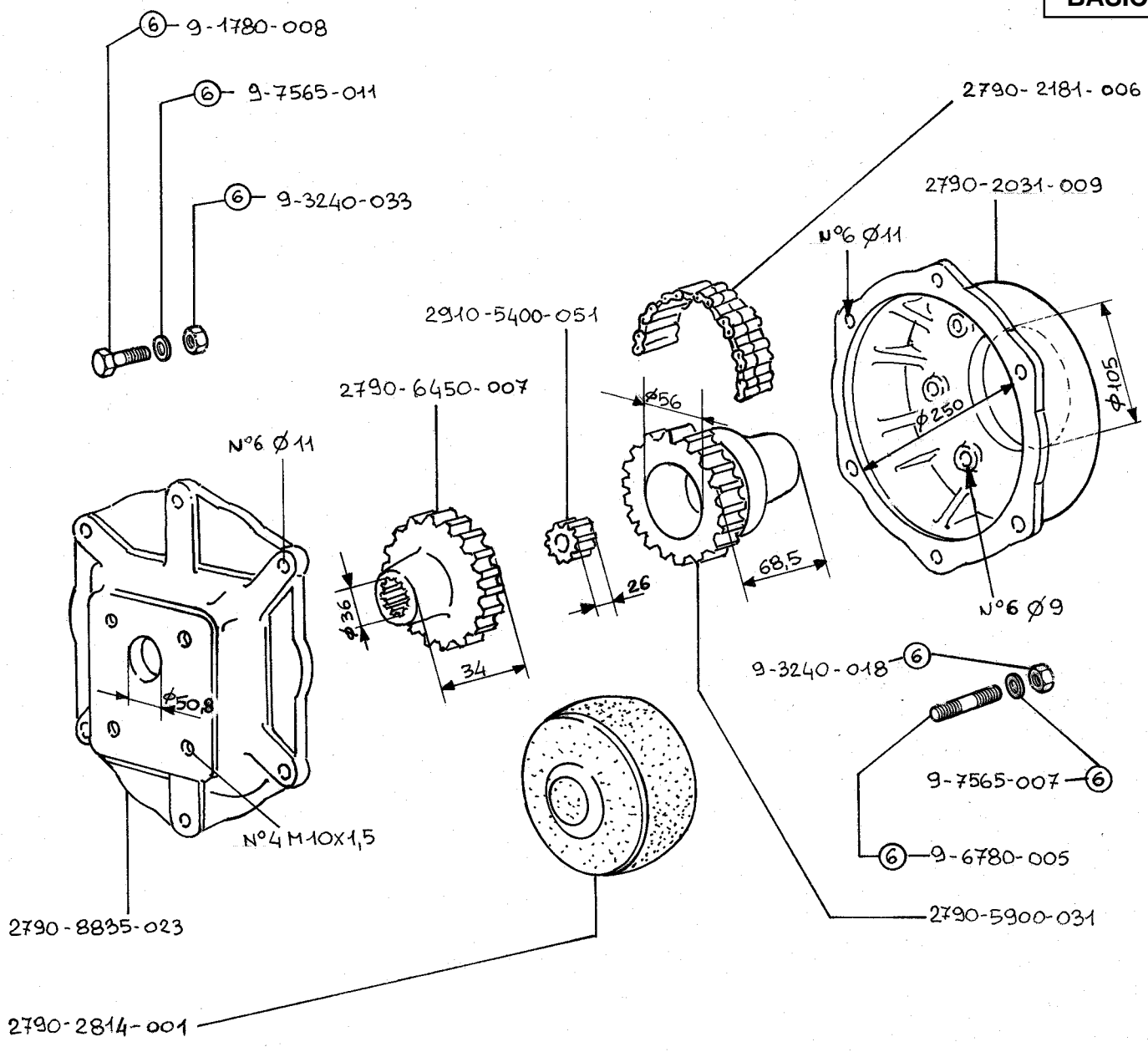


* NON PIU' DISPONIBILE / NO MORE AVAILABLE



15.12.1983

* NON PIÙ DISPONIBILE / NO LONGER AVAILABLE



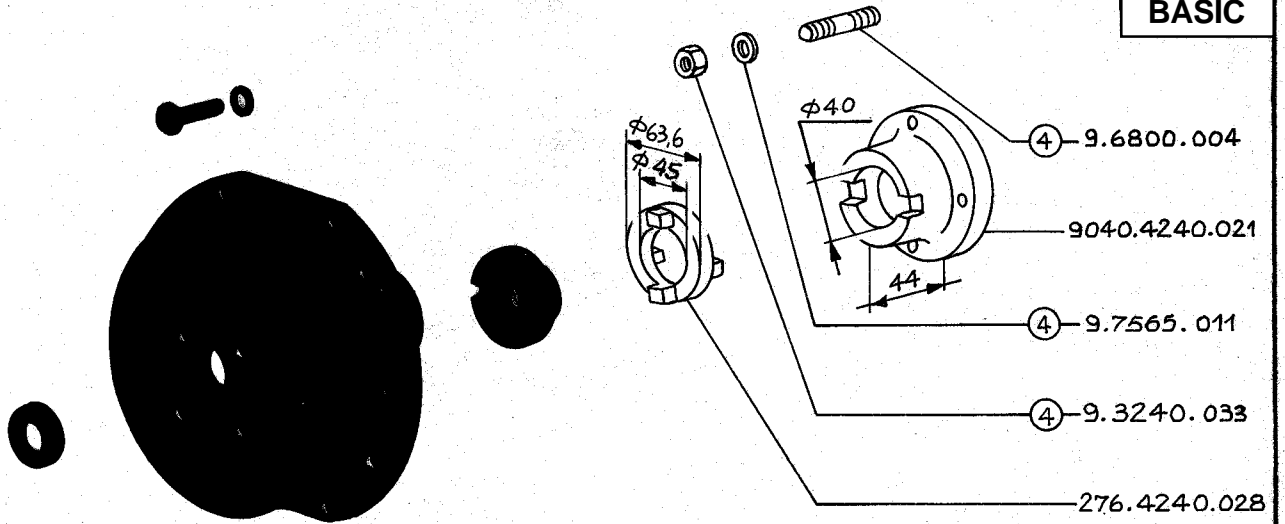
87.035

GR. 4-7 3PD-1PTO KIT 2720.8888.335*

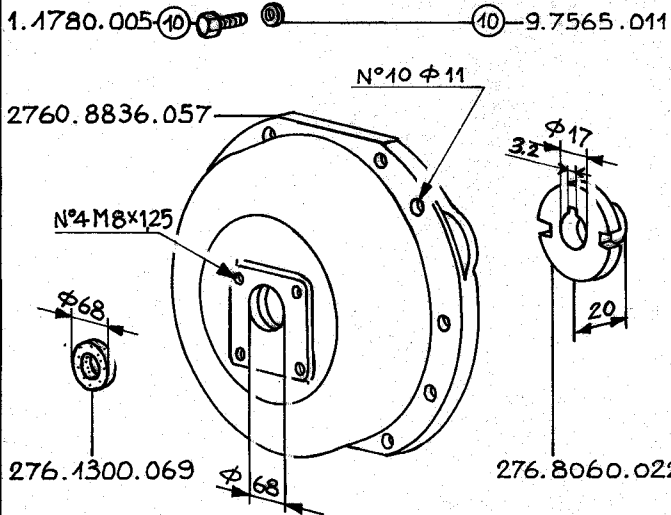
BASIC +
GR.

BASIC +
GR.

15.12.1983

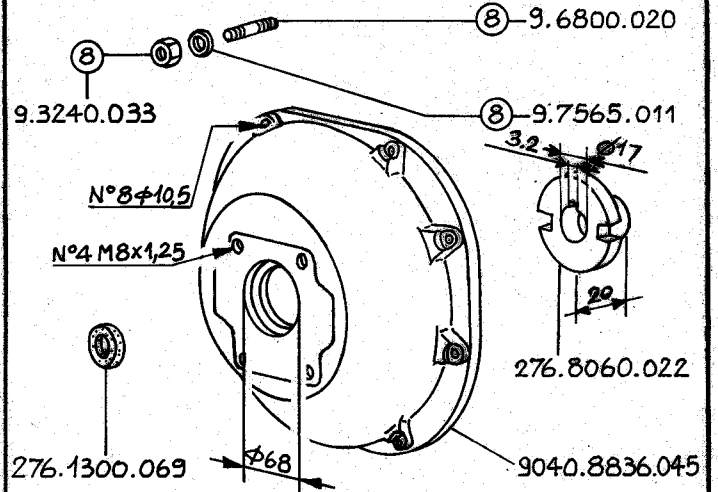


BASIC +



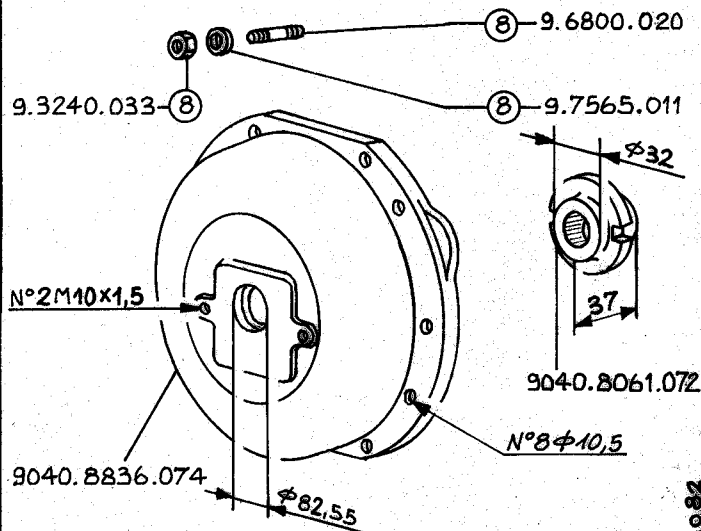
GR. 5 2PD-1PTO KIT 2760.8888.351

BASIC +



GR. 8-9 2PD-1PTO KIT 9040.8888.451

BASIC +



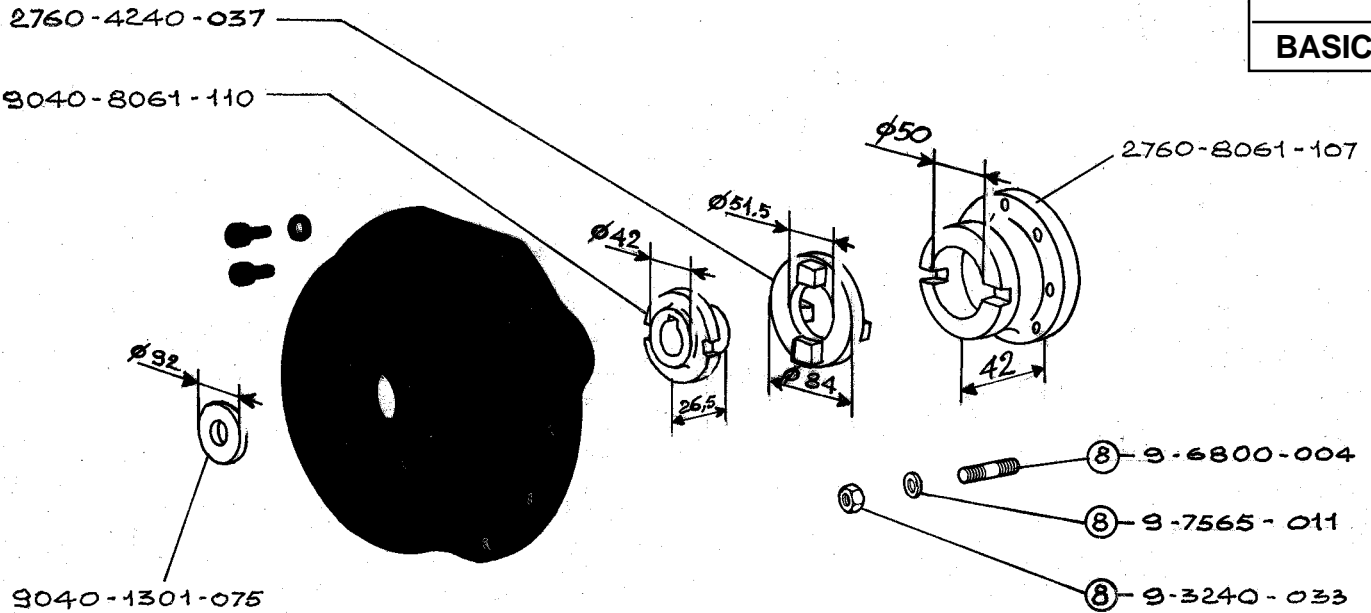
GR. 8-9 CESSNA 70142 - 1PTO KIT 9040.8888.455

BASIC +

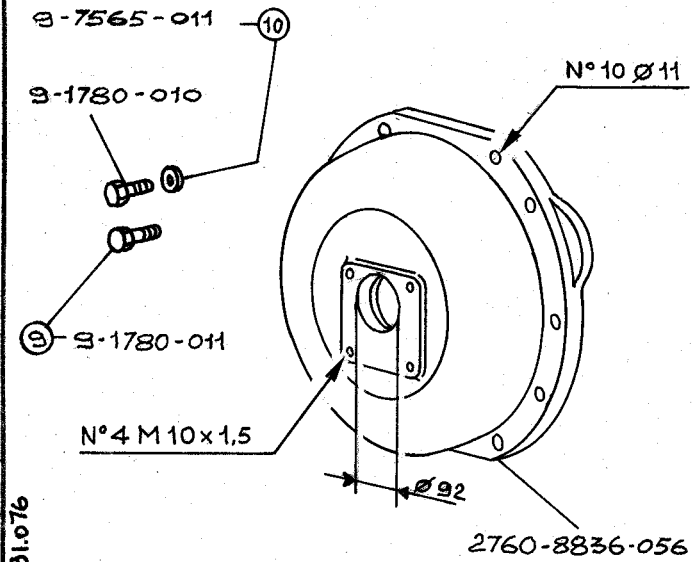


GR. KIT

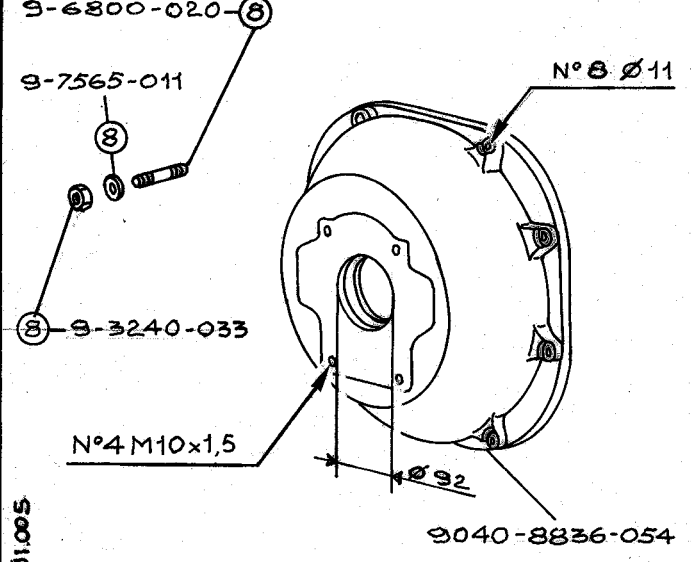
15.12.1983 20.11.1984



BASIC +



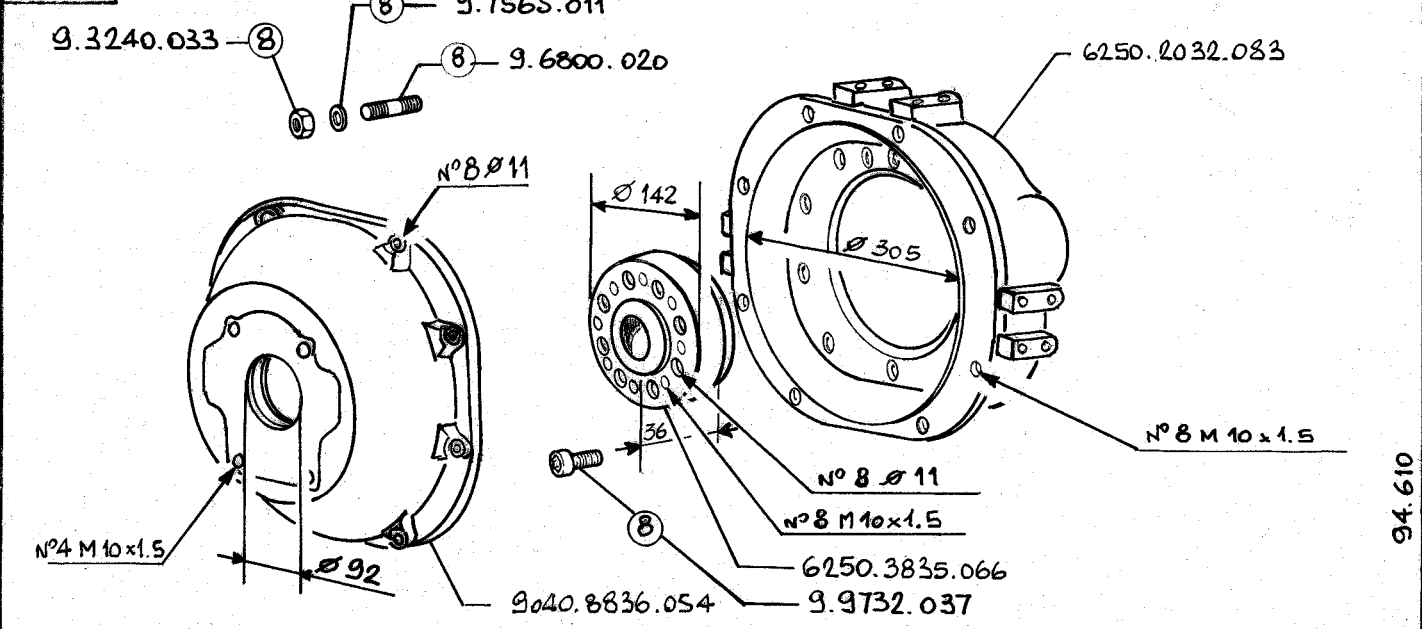
BASIC +



GR. 5 3PD-1PTO KIT 2760.8888.352

GR. 8-9 3PD-1PTO KIT 9040.8888.452

BASIC +



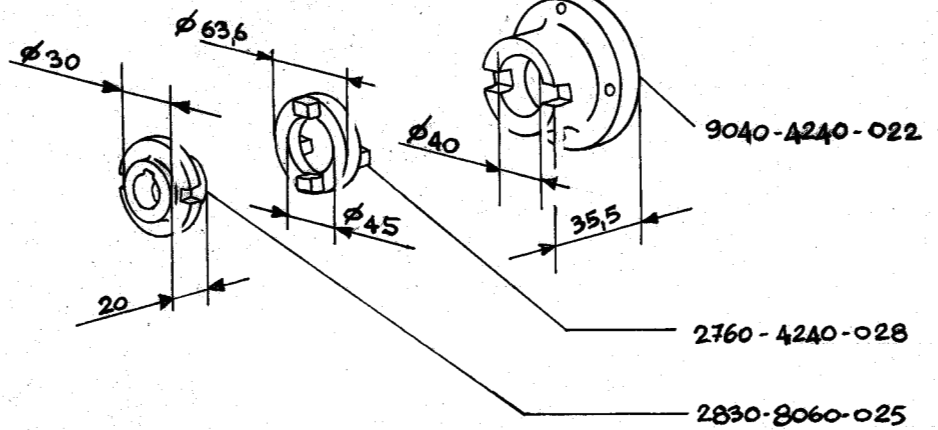

GR. 11 3PD-1PTO KIT 6250.8888.553

15.12.1983 20.11.1984 20.01.1986

9-3240-033 (4)

(4) 9-7565-011

(4) 9-6800-004



BASIC +

9-7565-011 (4)

Ø 80 N° 10 Ø 11

9-1780-005 (4)

N° 4 M 8x1,25

2760-8836-058

91.074

BASIC +

9-3240-033 (8)

N° 8 Ø 10,5

9-7565-011 (8)

9-6800-020 (8)

N° 4 M 8x1,25

9040-8836-046

98.098

GR. 5 Bosch CR 101 - 1PTO KIT 2760.8888.353

GR.8-9 Bosch CR 101 - 1PTO KIT 9040.8888.453

BASIC +

(8) 9-7565-011

(8) 9-6800-020

N° 8 Ø 10,5

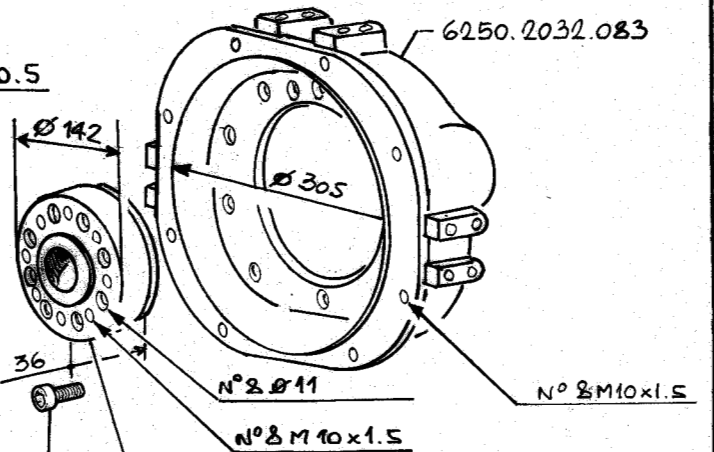
9-3240-033 (8)

N° 4 M 8x1,25

9040-8836-046

9-9732-037 (8)

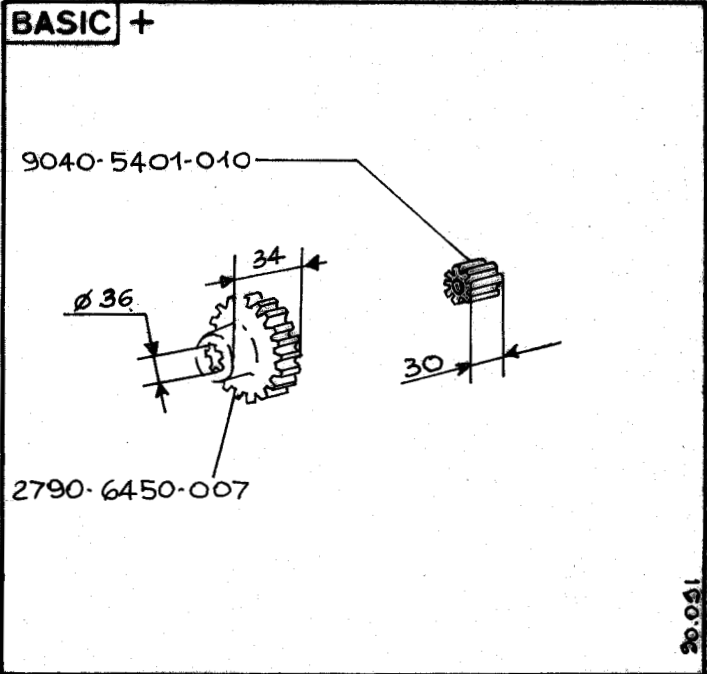
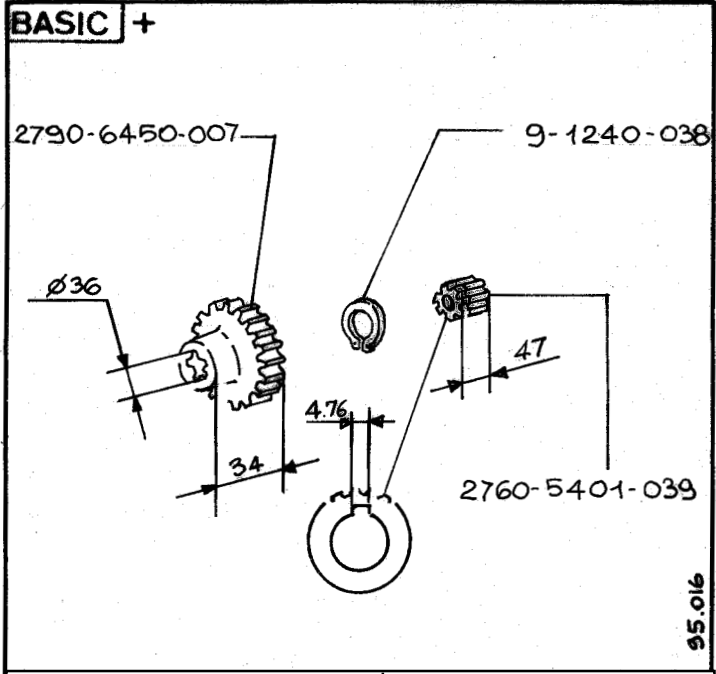
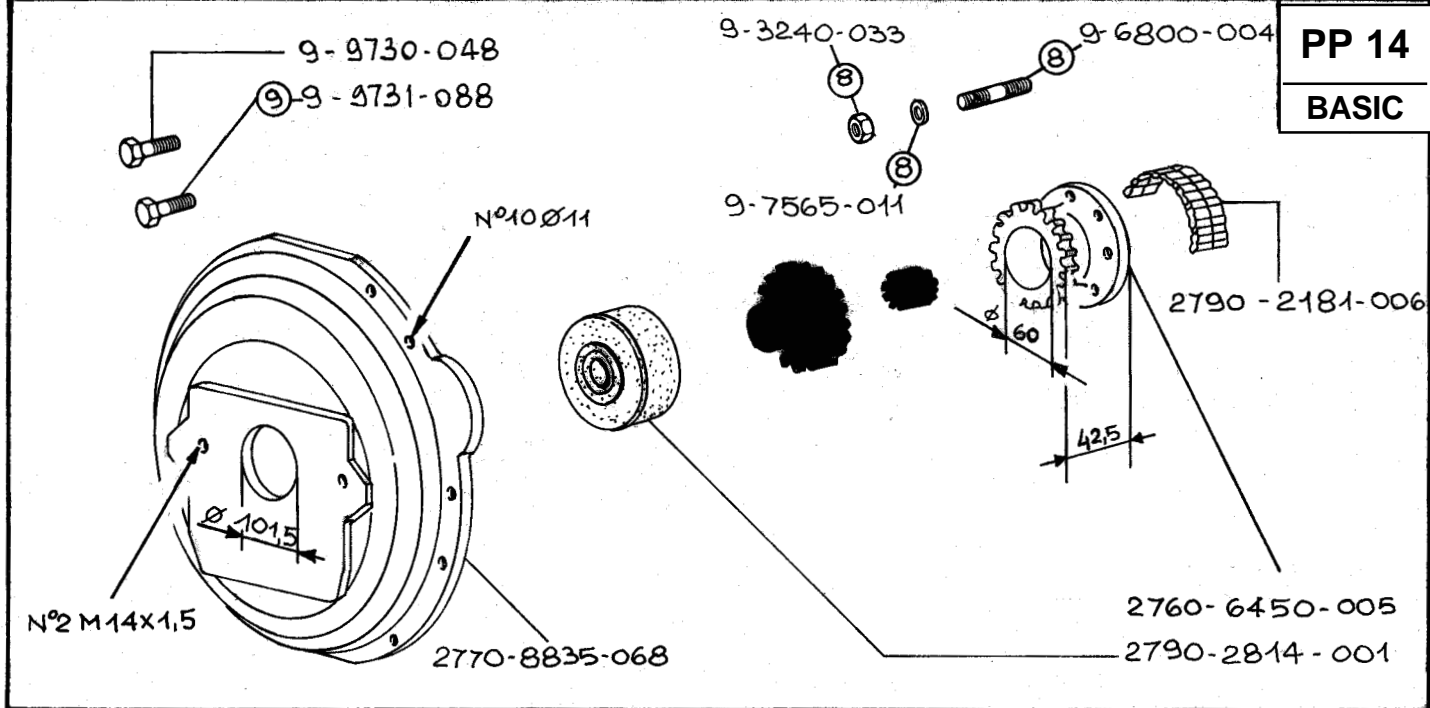
6250-3835-066



15.12.1985 20.11.1984 20.01.1986

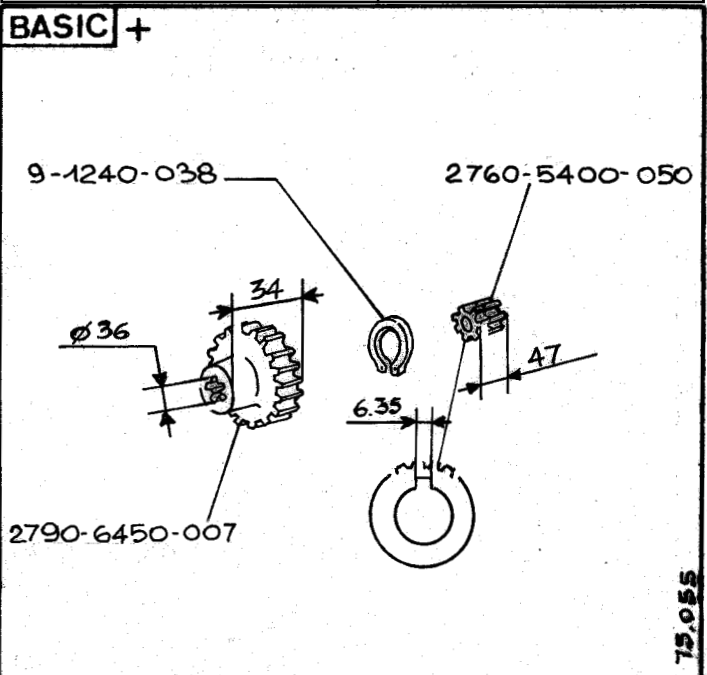
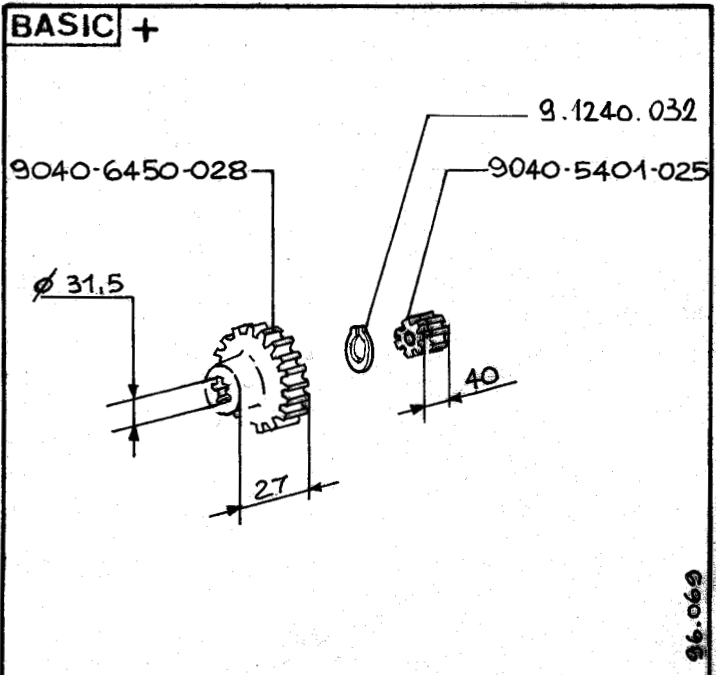
94.612

GR. 11 Bosch CR 101 - 1PTO KIT 6250.8888.554



GR. 5 Sauer SPV 15 - 1PTO KIT 2760.8888.354*

GR. 5 Sauer SVP 18 - 1PTO Sunstrand 18 KIT 2760.8888.355



GR. 5 Vickers TA 19 - 1PTO Cessna 70442 KIT 2760.8888.356

GR. 5 Vickers TA 15 - 1PTO Smit P18 KIT 2760.8888.374

* NON PIU' DISPONIBILE / NO MORE AVAILABLE

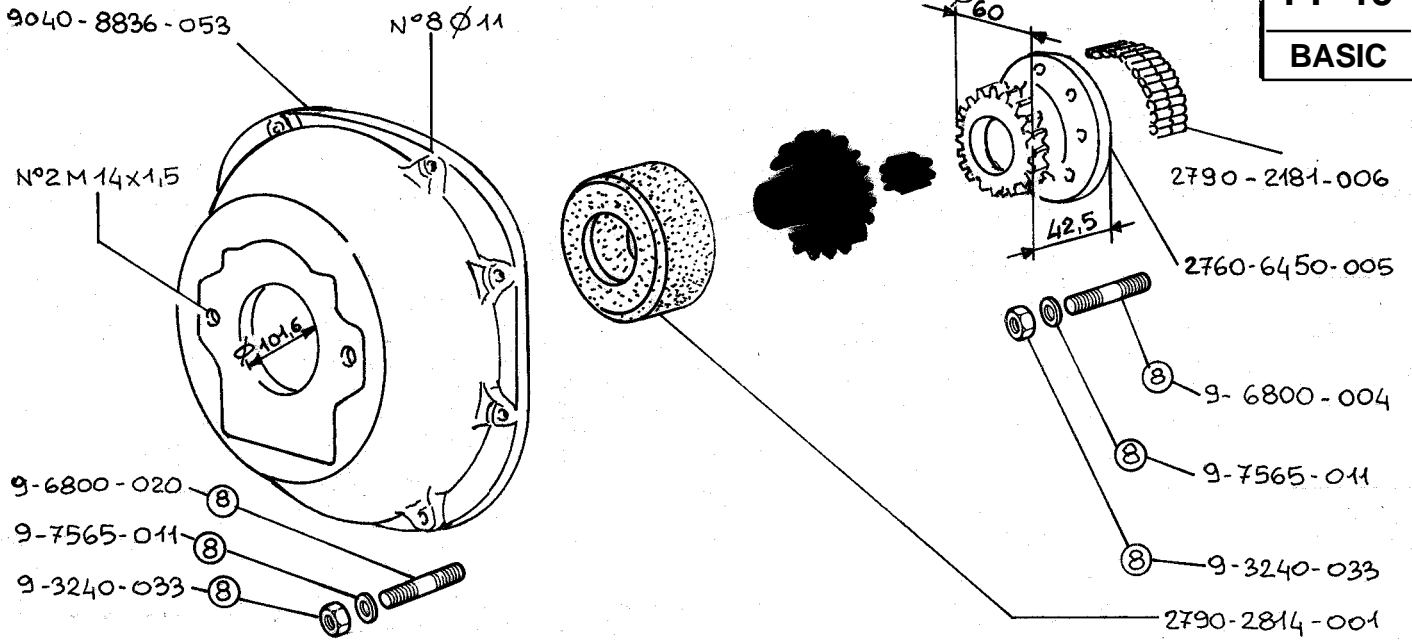
15.12.1983 20.11.1984 22.12.1988

95.016

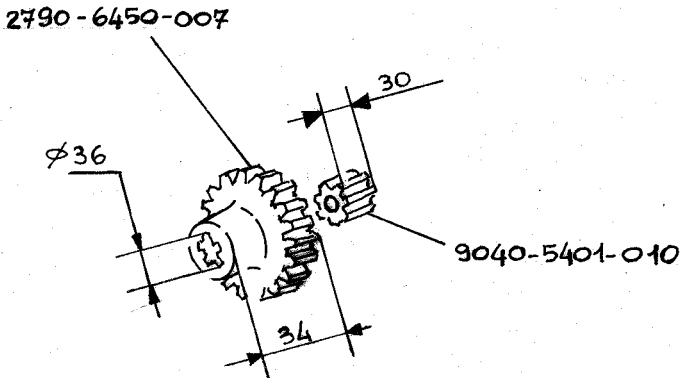
96.031

96.069

75.055

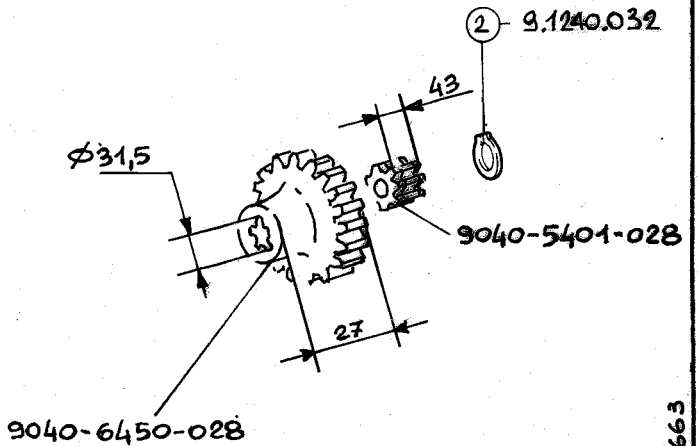


BASIC +



90.048

BASIC +

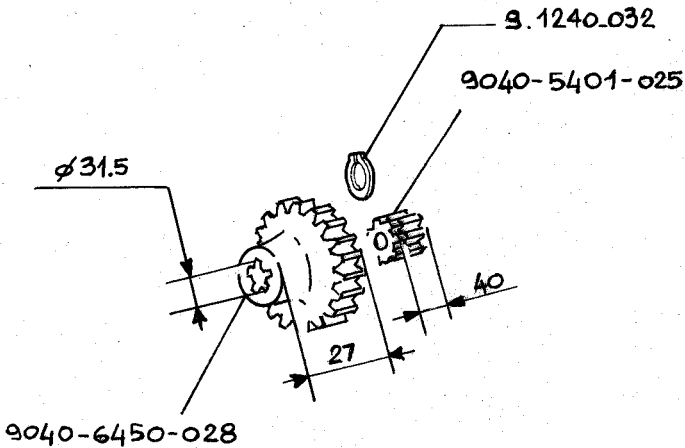


99.663

GR.8-9 Sauer SVP 18 - 1PTO Sunstrand 18 KIT 9040.8888.454

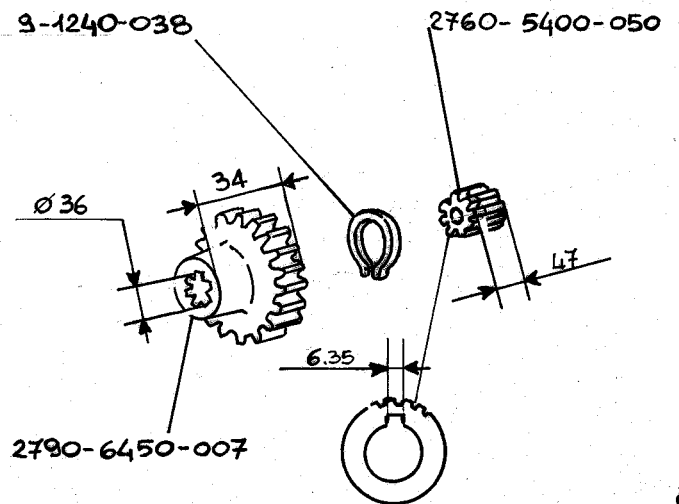
GR.8-9 Cessna 70422 - 1PTO KIT 9040.8888.456

BASIC +



96.035

BASIC +



90.081

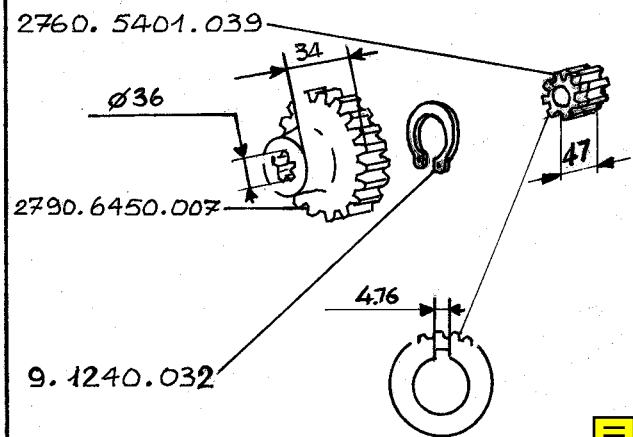
GR.8-9 Vickers TA 19 - 1PTO Cessna 70442 KIT 9040.8888.463

GR.8-9 Vickers TA 15 - 1PTO Smit P18 KIT 9040.8888.466

15-12-1983 20.01.1986



BASIC +

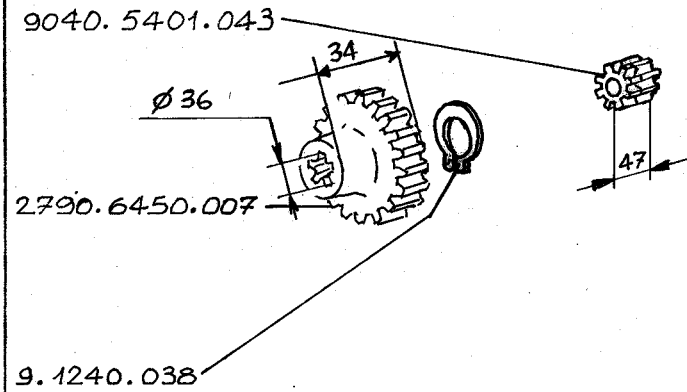


99.027



GR.8-9 Sauer SVP 15 - 1PTO KIT 5600.8888.501

BASIC +

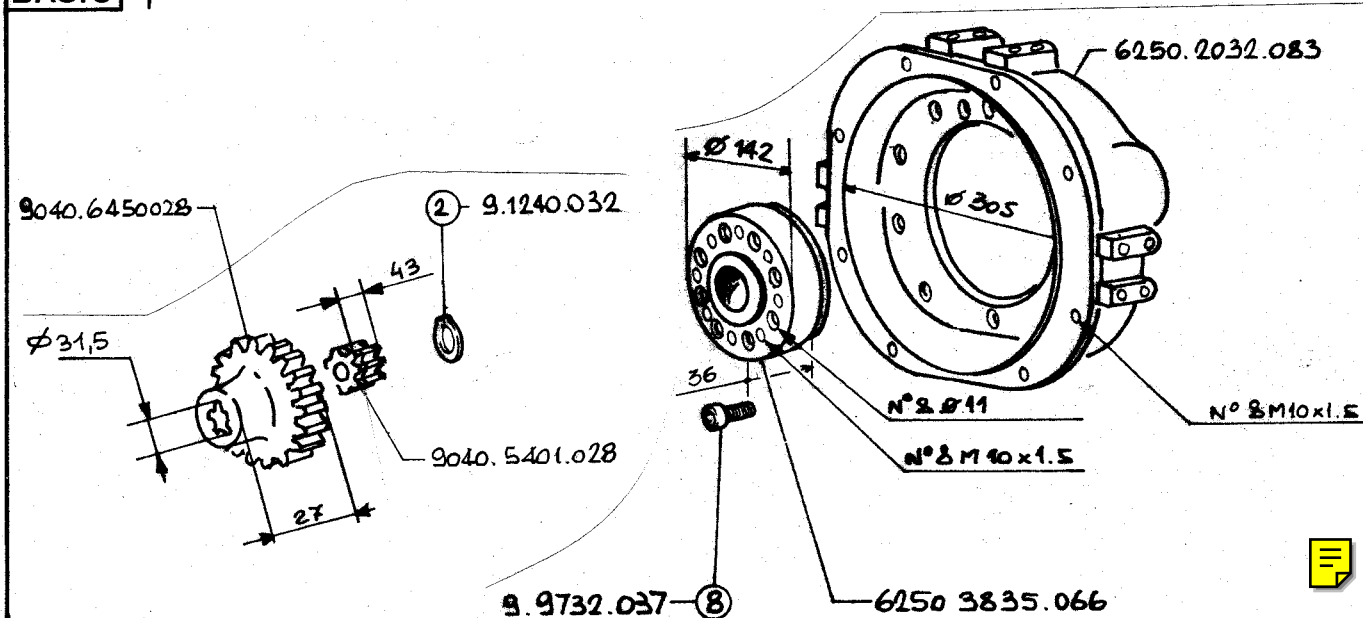


97.918



GR.8-9 Sauer SVP 15 - 1PTO KIT 5600.8888.507

BASIC +

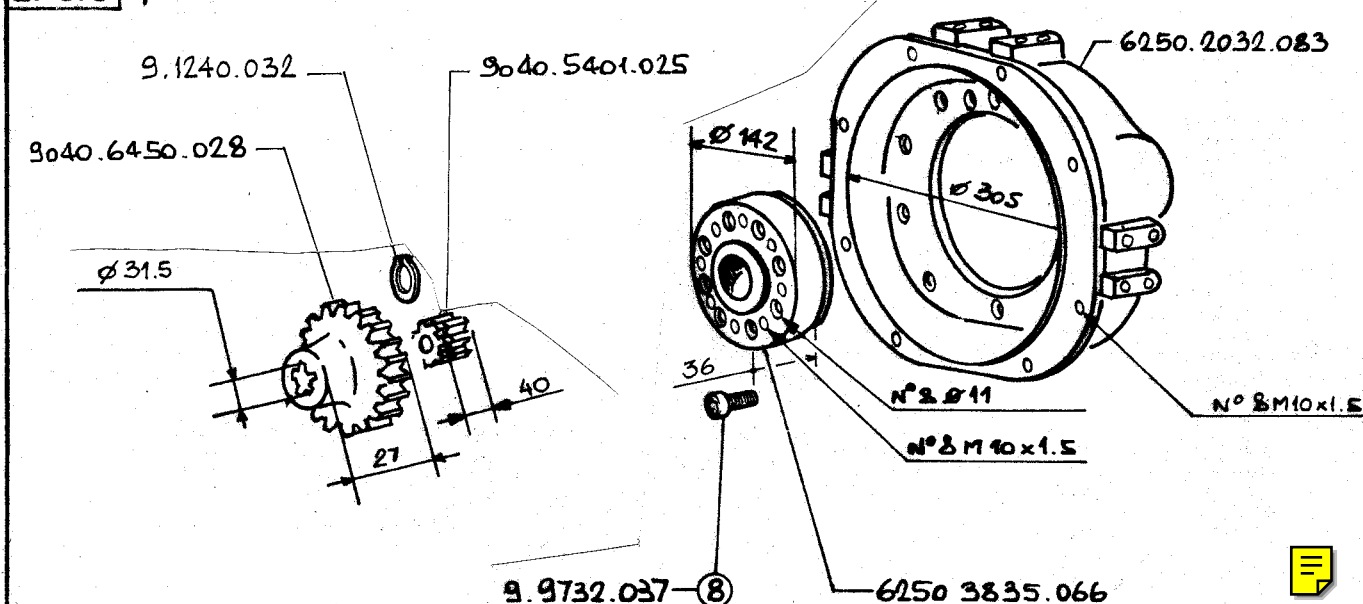


94.613



GR. 11 Cessna 70422 - 1PTO KIT 6250.8888.555

BASIC +



94.615



GR. 11 Vickers TA 19 - 1PTO Cessna 70442 KIT 6250.8888.556

BASIC +

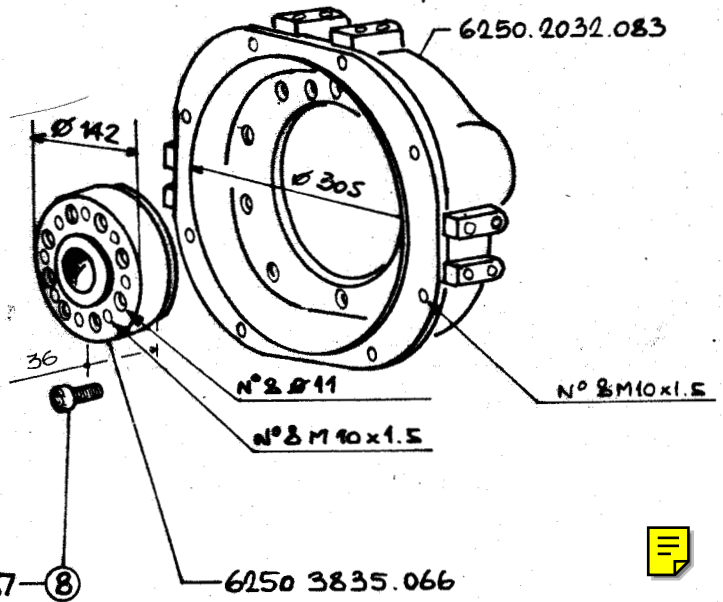
9040.5401.010

∅36

30

2790.6450.007

34



94.616

GR. 11 Sauer SVP 18 - 1PTO Sunstrand 18 **KIT 6250.8888.557**

BASIC +

2760.5401.006

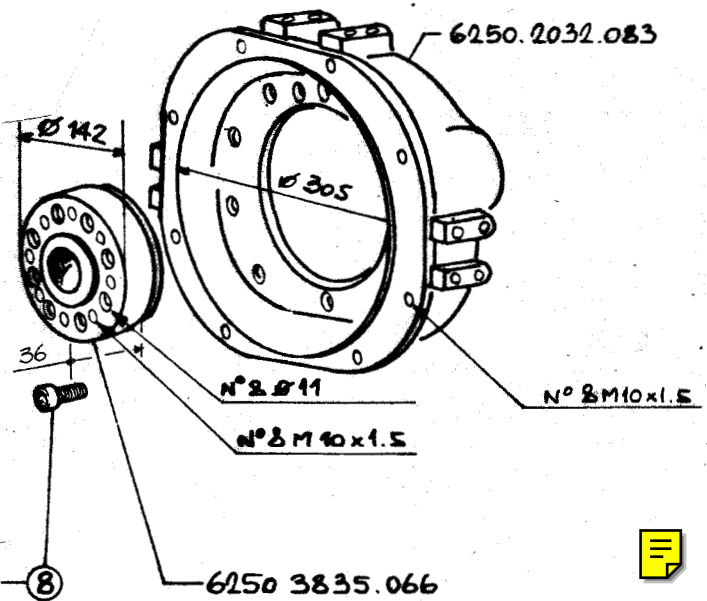
∅36

34

33

2790.6450.007

4.76



94.617

GR. 11 Sauer SPV 15 - 1PTO **KIT 6250.8888.558**

BASIC +

2760.5400.050

9.1240.038

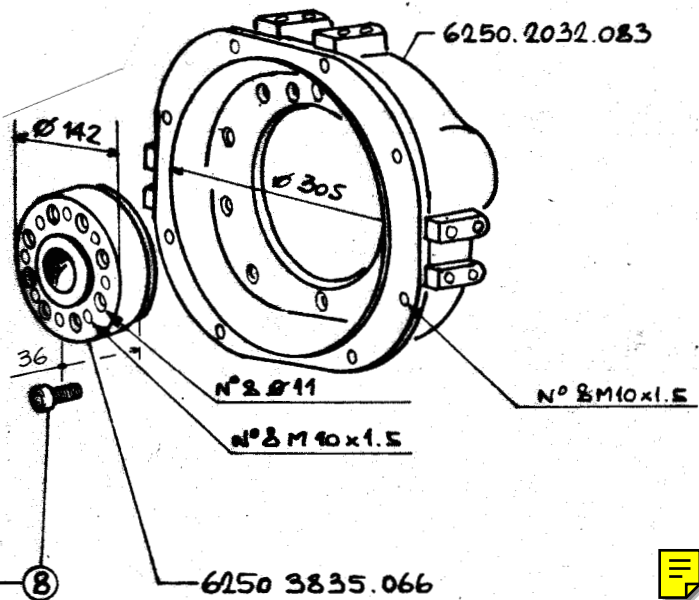
∅36

34

47

6.35

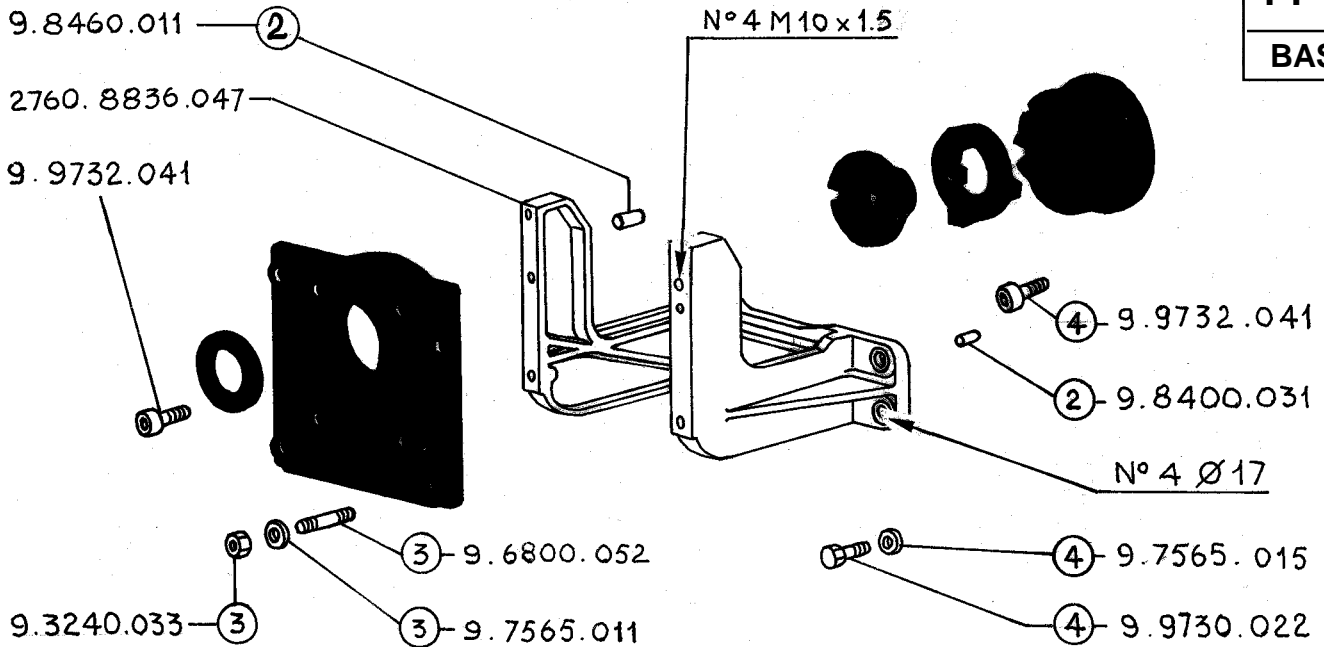
2790.6450.007



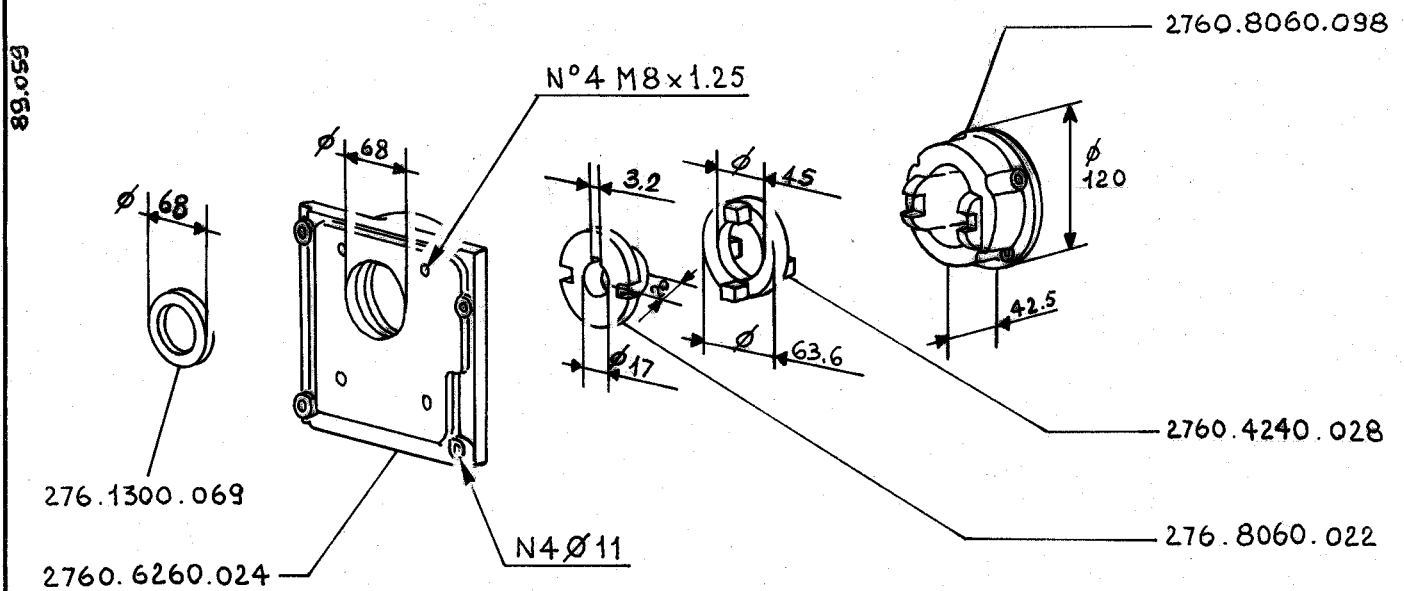
94.619

GR. 11 Vickers TA 15 - 1PTO Smit 18 **KIT 6250.8888.559**

20.01.1986

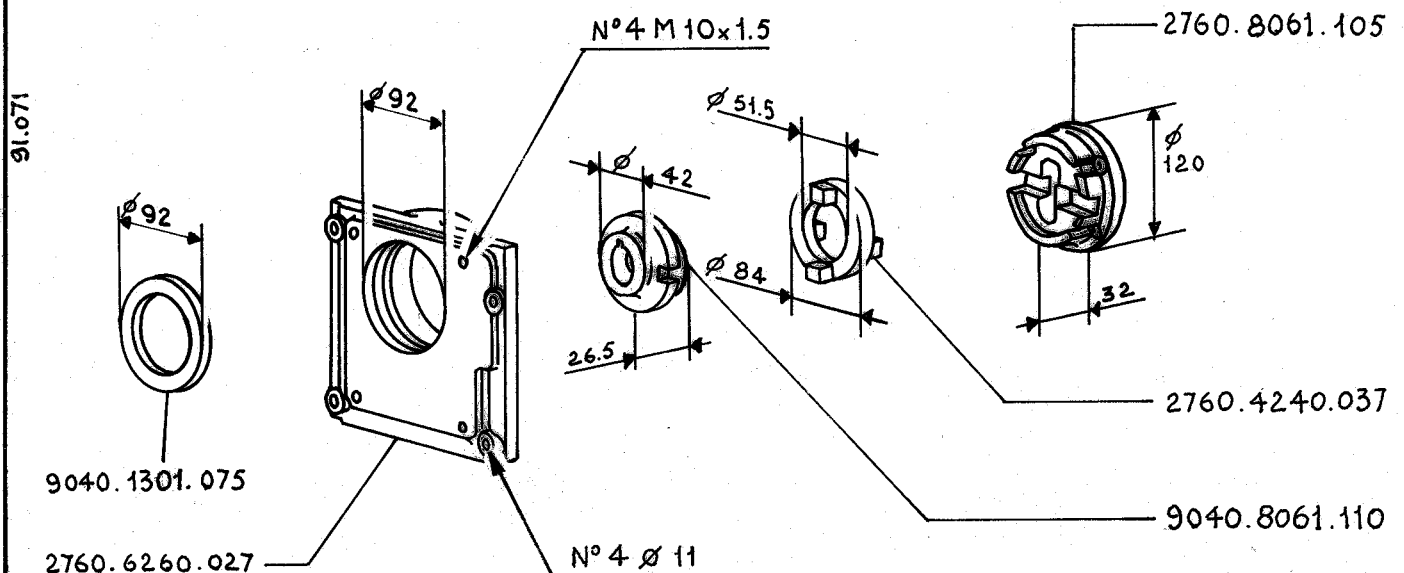


BASIC +



GR. 5 2PS-2PTO KIT 2760.8888.357

BASIC +

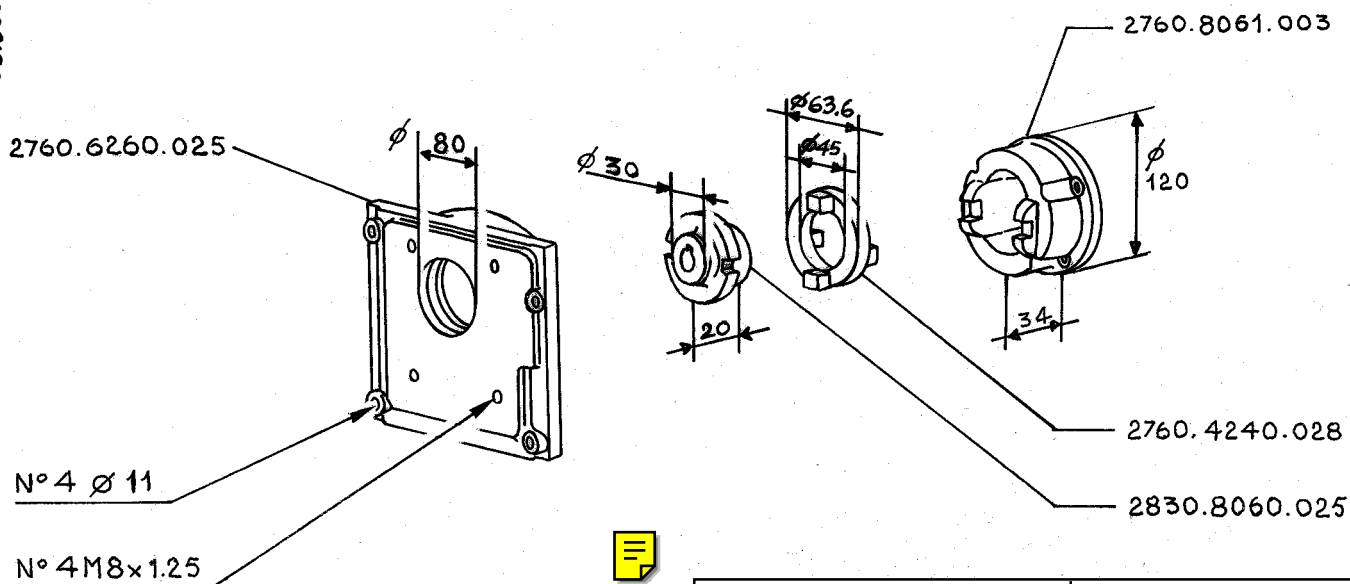


GR. 5 3PS-2PTO KIT 2760.8888.358



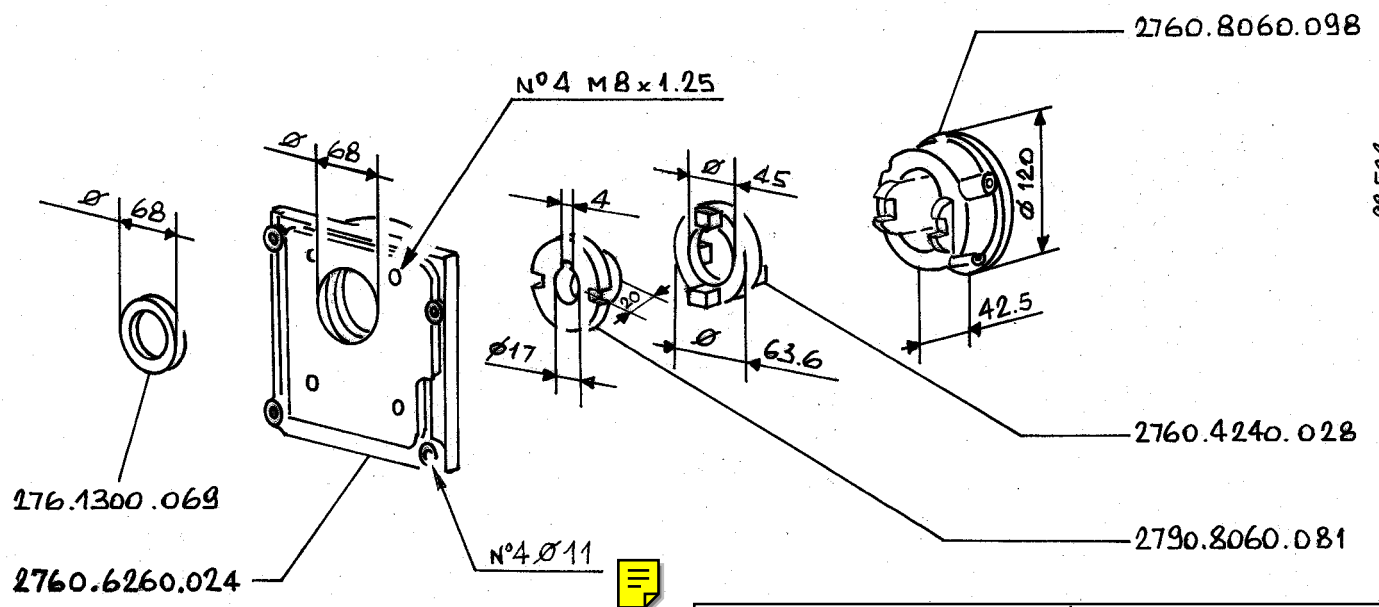
BASIC +

89.060



GR. 5 Bosch CL 101 - 2PTO **KIT 2760.8888.359**

BASIC +

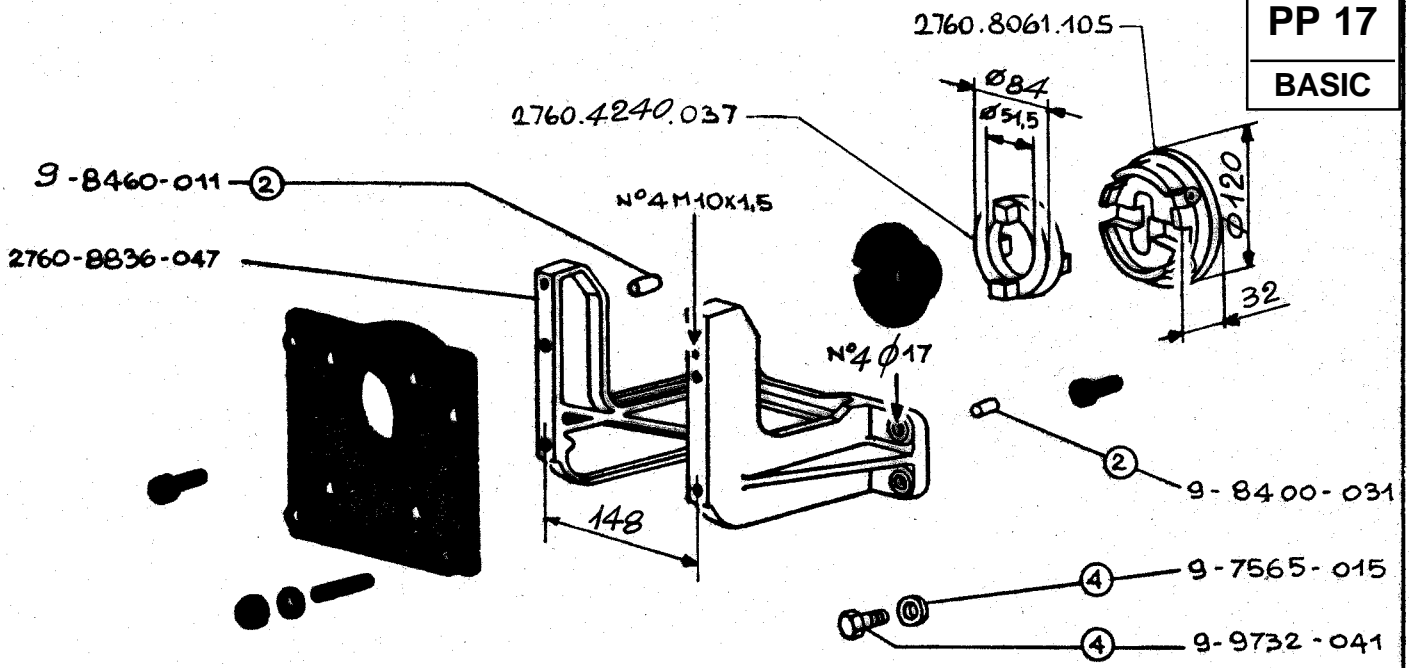


GR. 5 Turolla TF 200 - 1PTO **KIT 8220.8888.384**

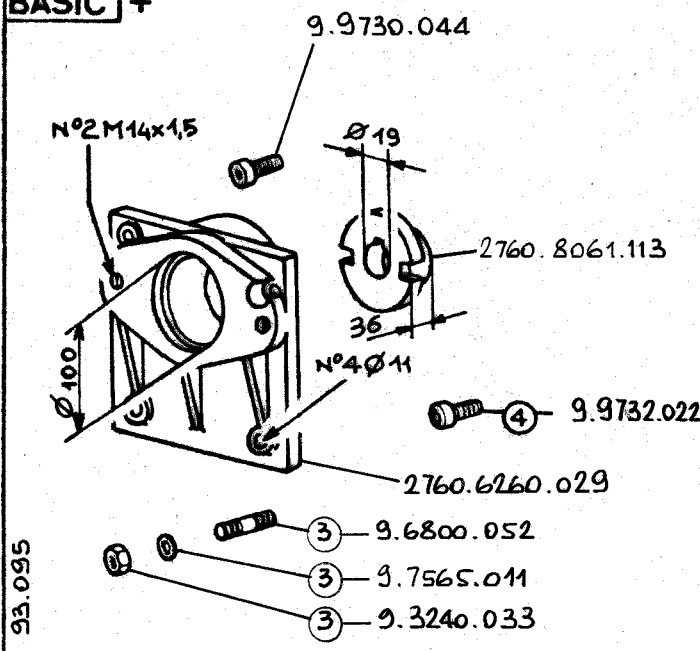
BASIC +

15.12.1985 01.01.1986

GR.

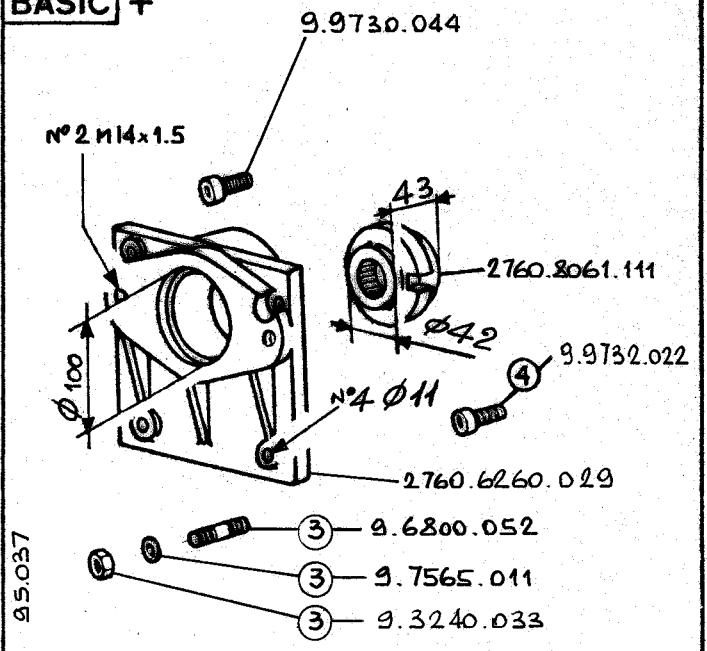


BASIC +



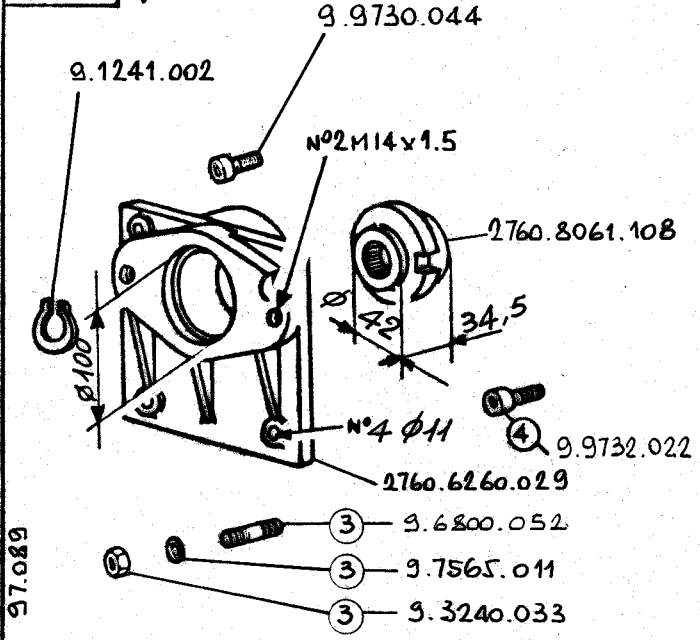
GR. 5 Sunstrand 15 - 2PTO KIT 2760.8888.360

BASIC +



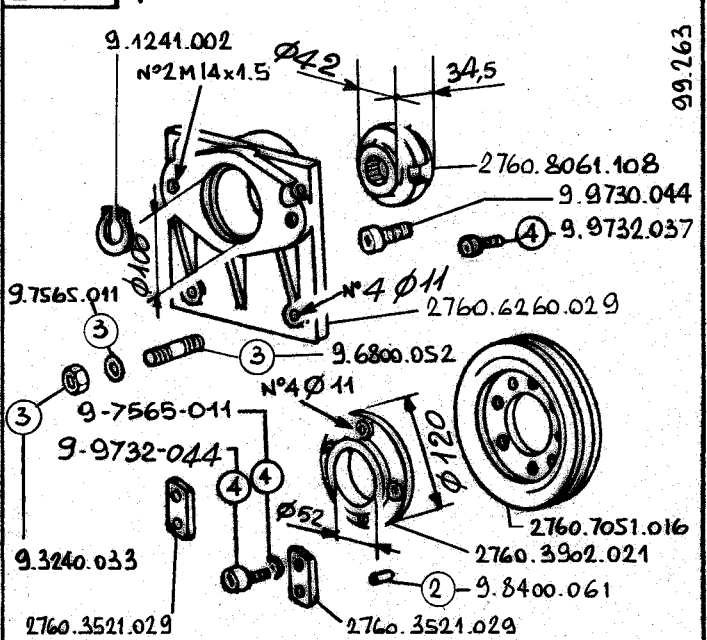
GR. 5 Sunstrand 18 - 2PTO KIT 2760.8888.361

BASIC +



GR. 5 Vickers TA 19 - 2PTO Cessna 70442 KIT 2760.8888.362

BASIC +



GR. 5 Vickers TA 19 - 2PTO KIT 2760.8888.363

15.12.1985 3.9.1984 18.9.1985 20.01.1986

93.095

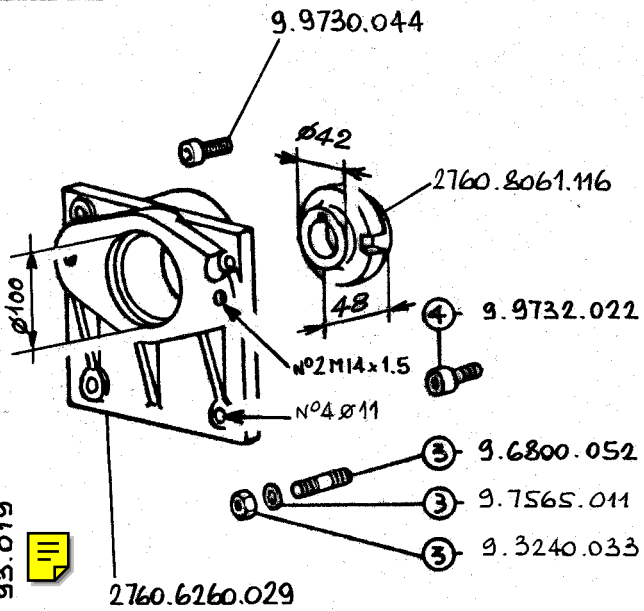
95.037

99.263



* NON PIÙ DISPONIBILE / NO LONGER AVAILABLE

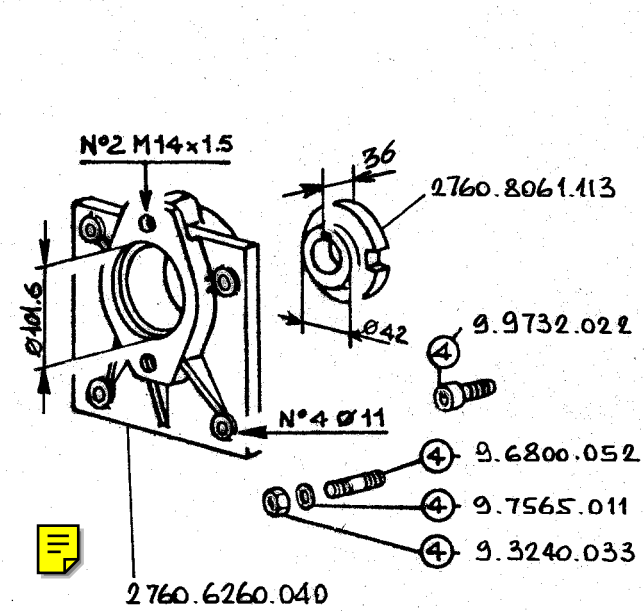
BASIC +



93.019

GR. 5 Vickers TA 15 - 2PTO Smit P18 **KIT 2760.8888.370**

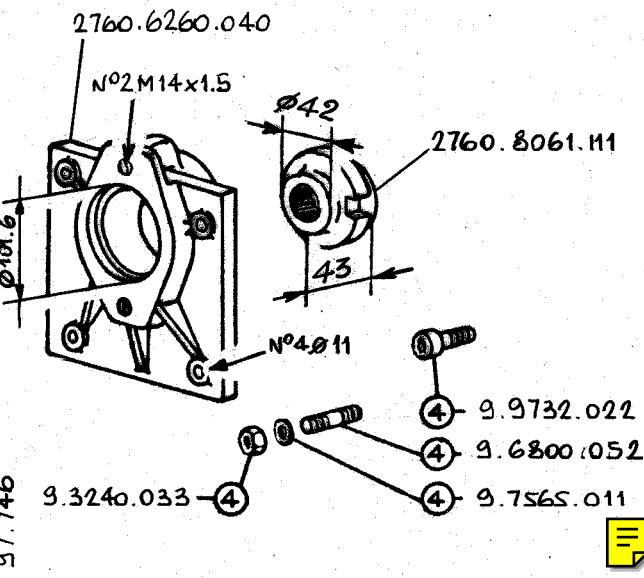
BASIC +



97.745

GR. 5 Sauer SPV 15 - 2PTO **KIT 2760.8888.371***

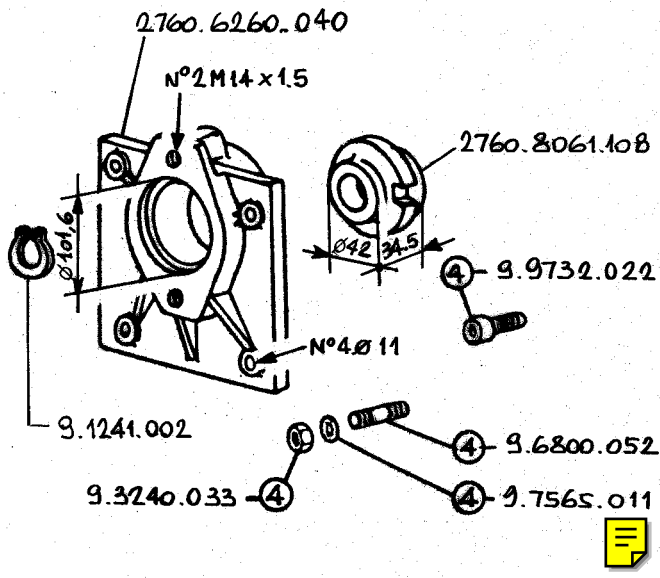
BASIC +



97.746

GR. 5 Sauer SPV 18 - 2PTO **KIT 2760.8888.372**


BASIC +



97.775


GR. 5 Cessna 70442 - 2PTO **KIT 2760.8888.375**

BASIC +



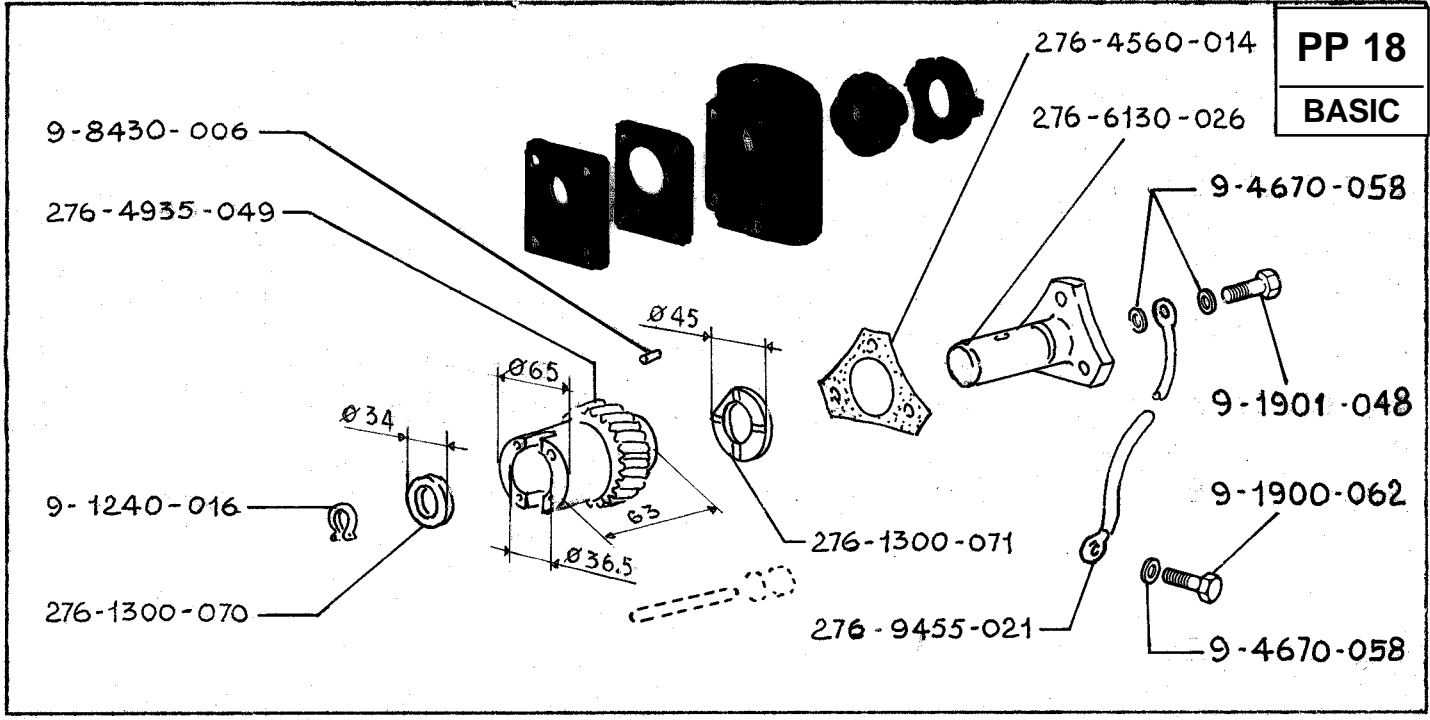
GR. **KIT**

BASIC +

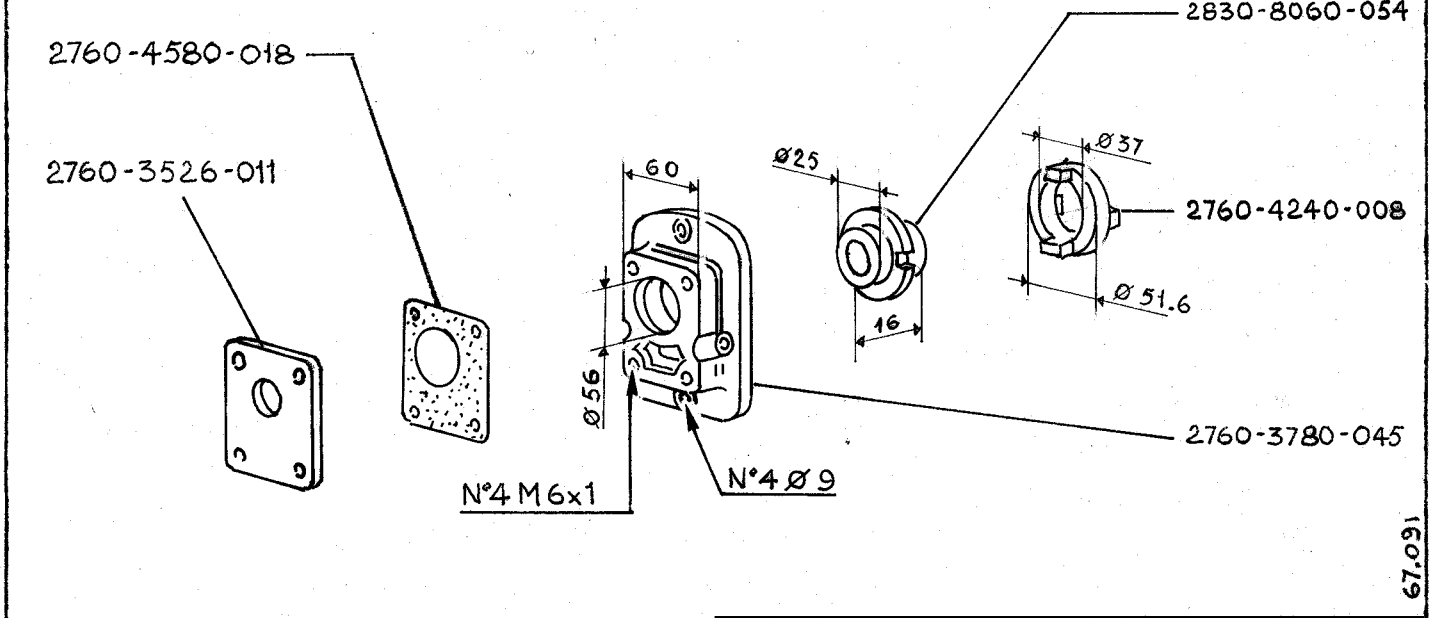


GR. **KIT**

15.12.1983 - 3.9.1984 - 18.9.1985 - 20.01.1986

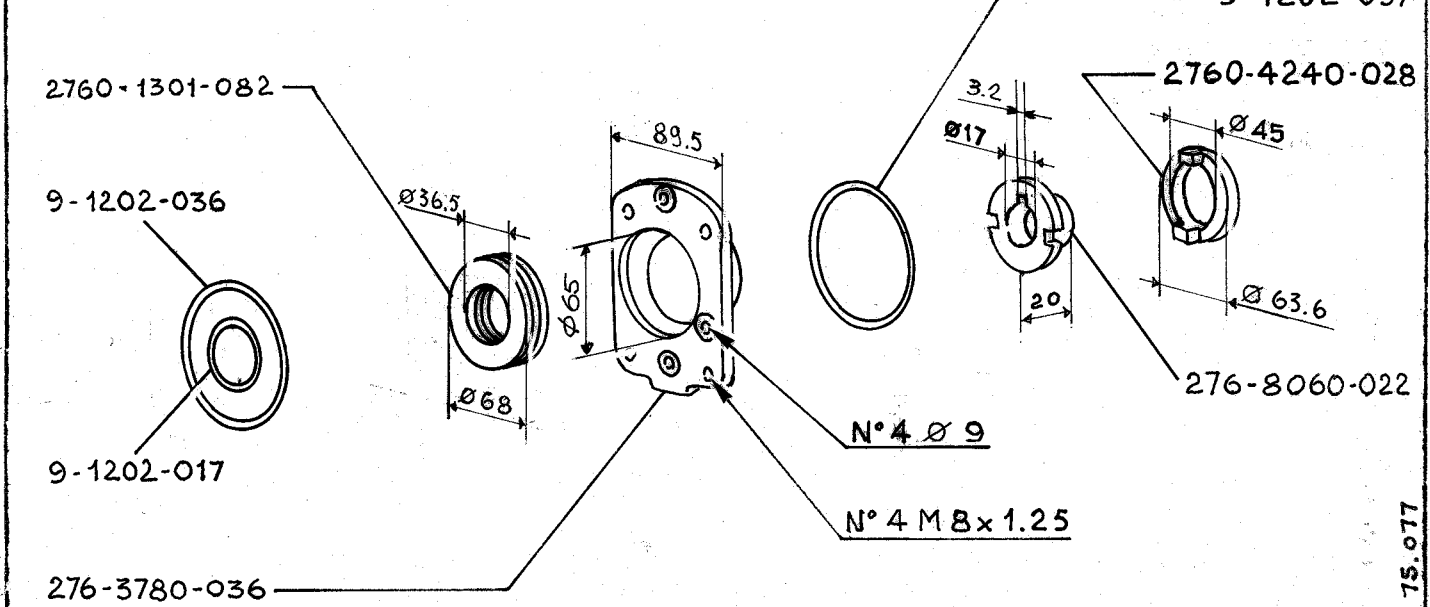


BASIC +



GR. 5 1PD-3PTO KIT 2760.8888.364*

BASIC +



GR. 5 2PD-3PTO KIT 2760.8888.365

* NON PIU' DISPONIBILE/NO MORE AVAILABLE

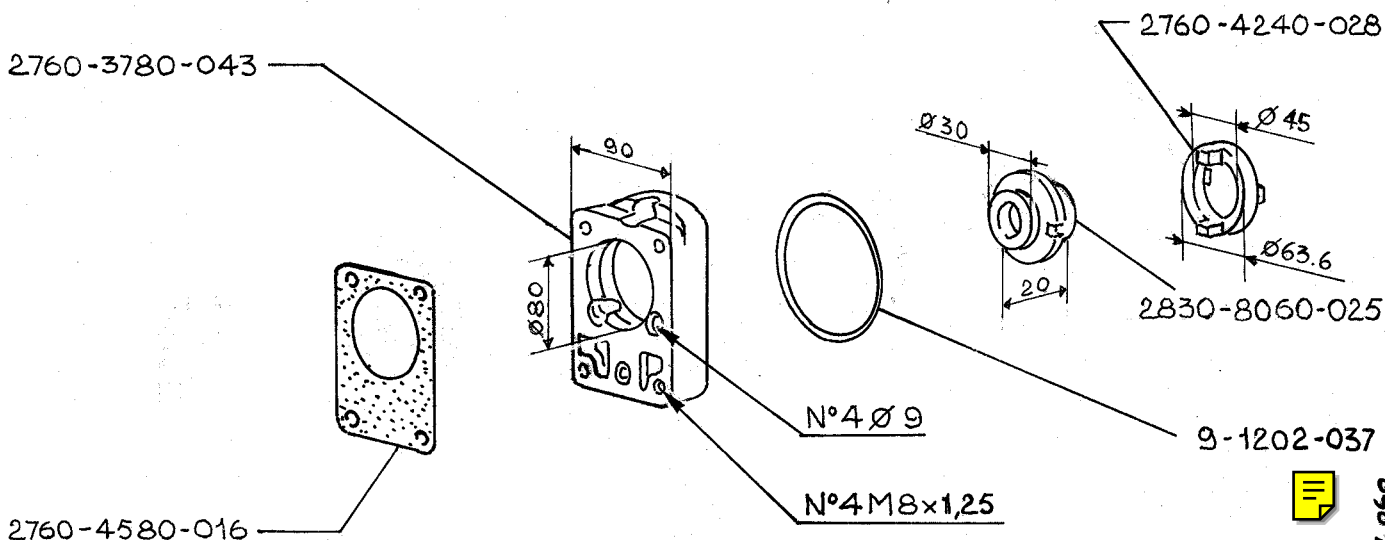
67.091

15.12.1983

75.077



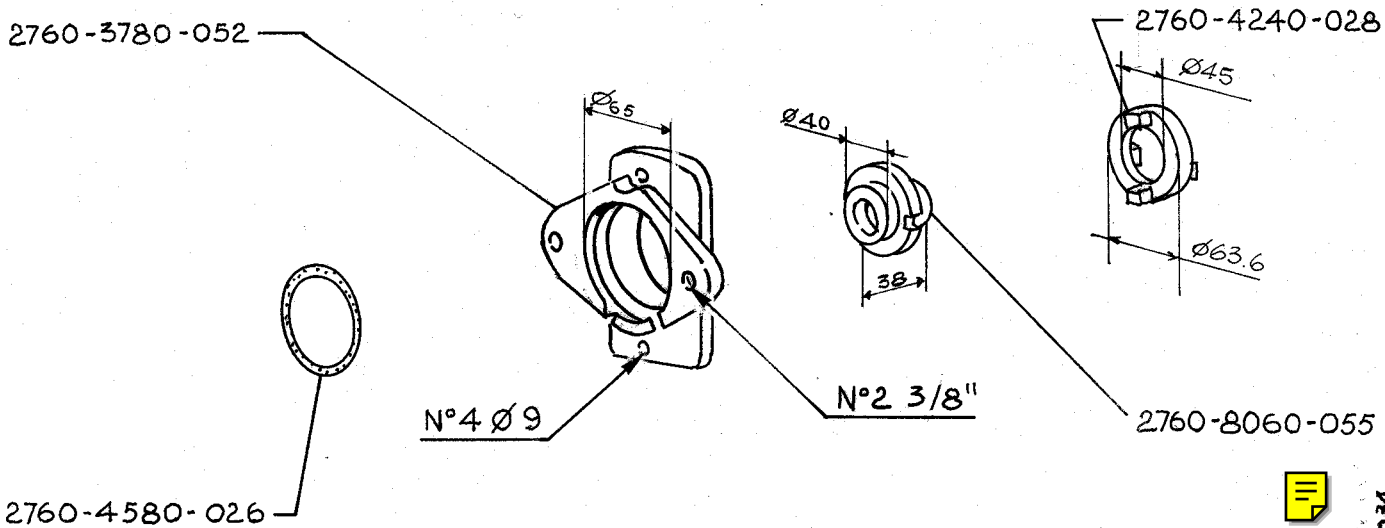
BASIC +



GR. 5 Bosch CR 101 - 3PTO **KIT 2760.8888.367***

67.060

BASIC +



GR. 5 Vickers PVB 5 - 3PTO **KIT 2760.8888.369***

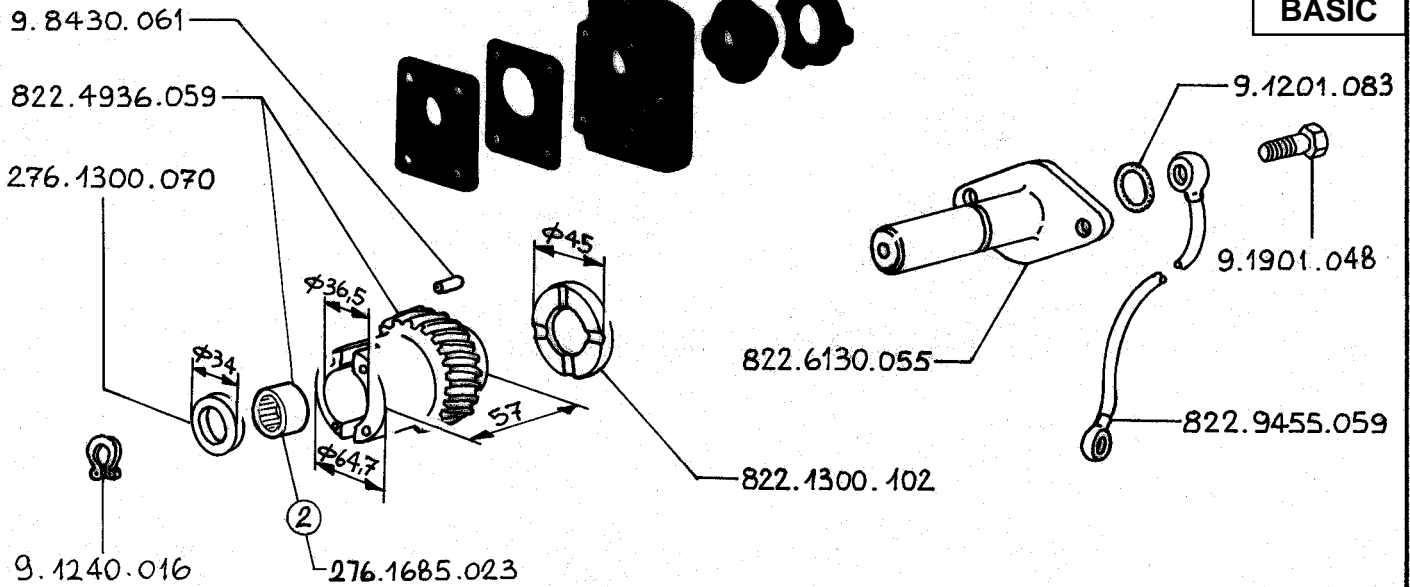
77.034

BASIC +

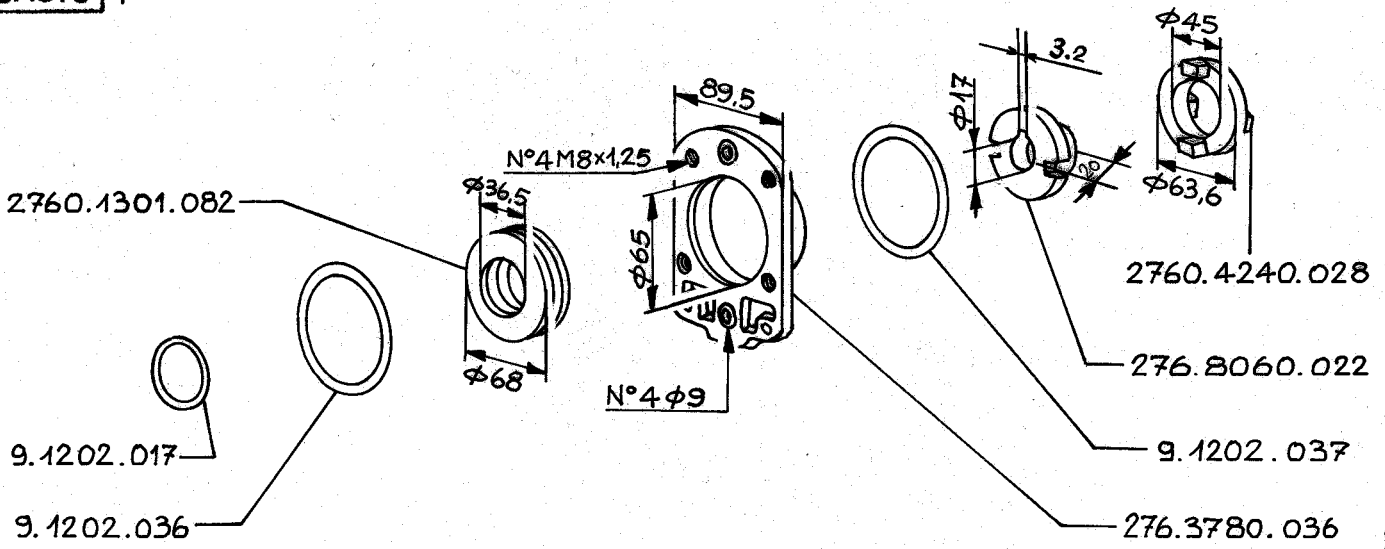
* NON PIÙ DISPONIBILE / NO MORE AVAILABLE

15.12.1983

GR. **KIT**

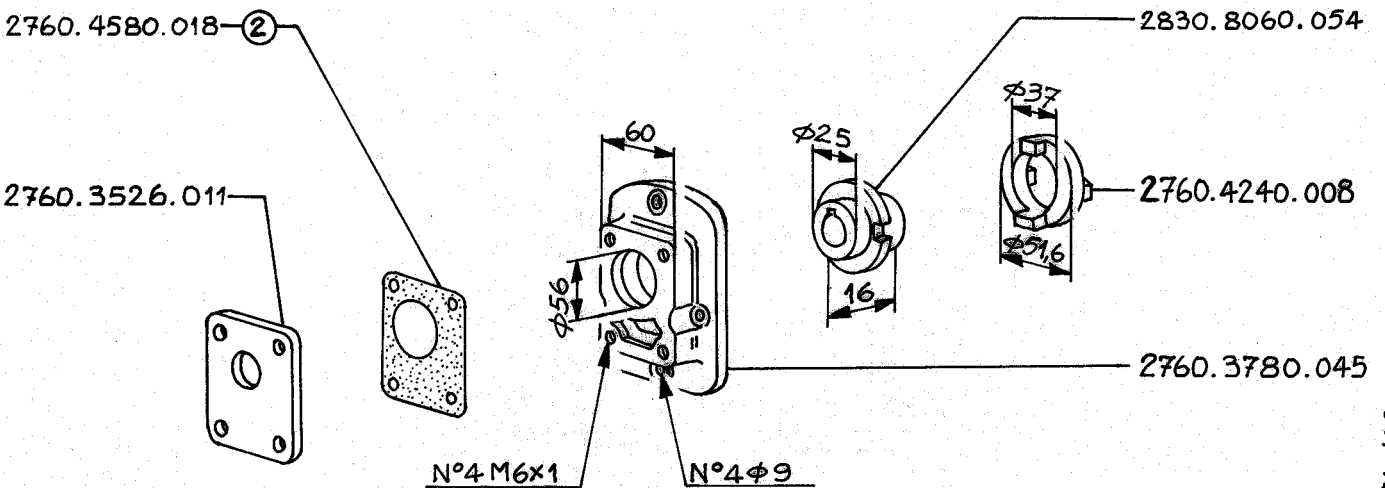


BASIC +



GR. 5 2PD-3PTO KIT 8220.8888.377

BASIC +



GR. 5 1PD-3PTO KIT 8220.8888.379

20.01.1986

18.9.1985

3.9.1984

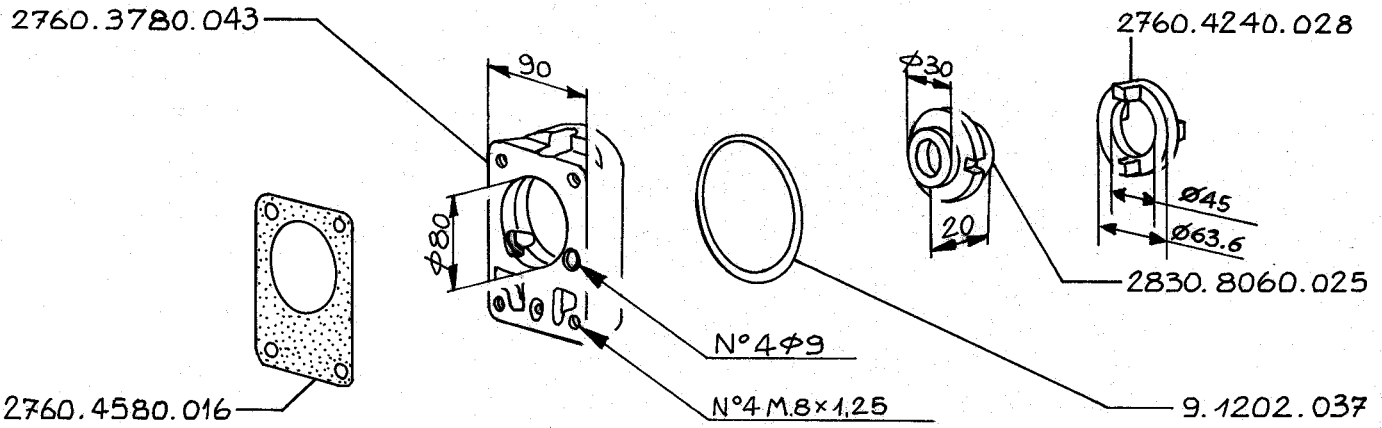
15.12.1983

97.929

96.183



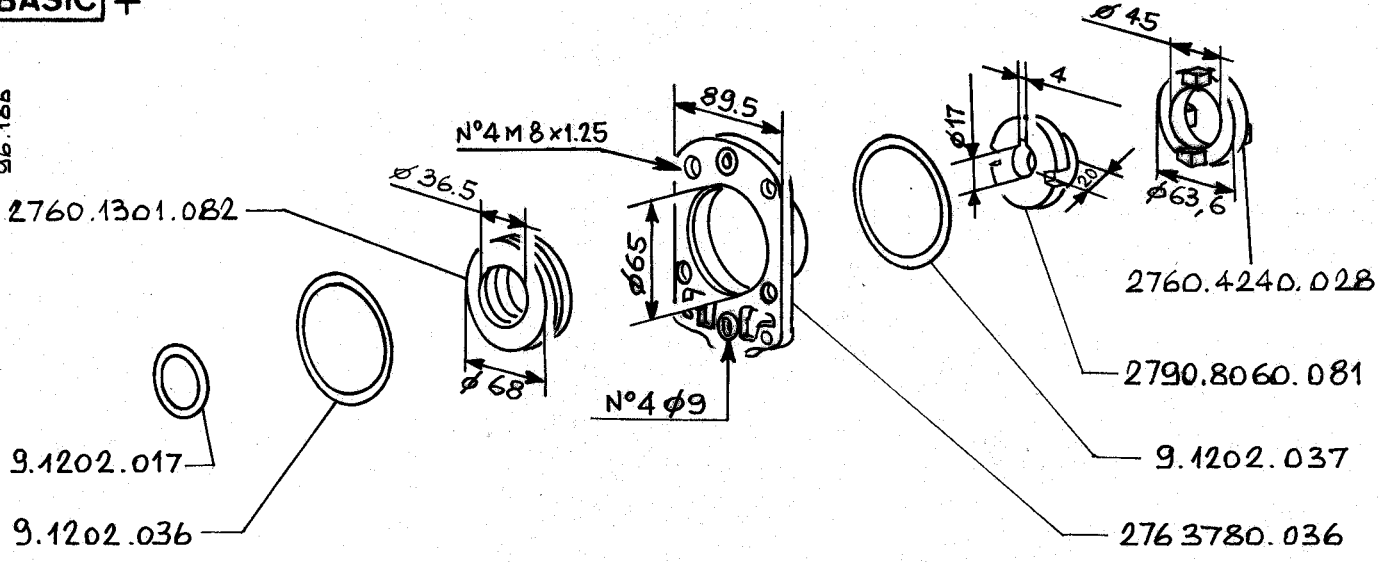
BASIC +



GR. 5 Bosch CR 101 - 3PTO KIT 8220.8888.380

96.184

BASIC +

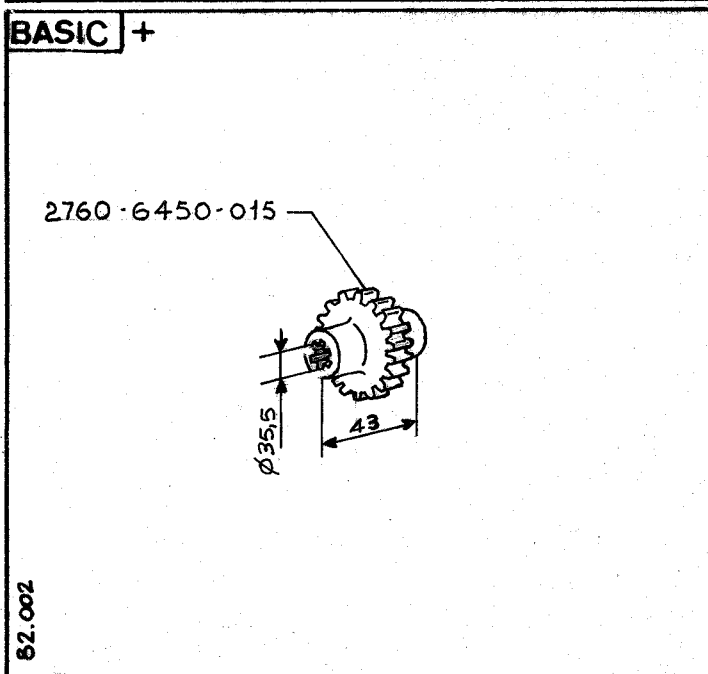
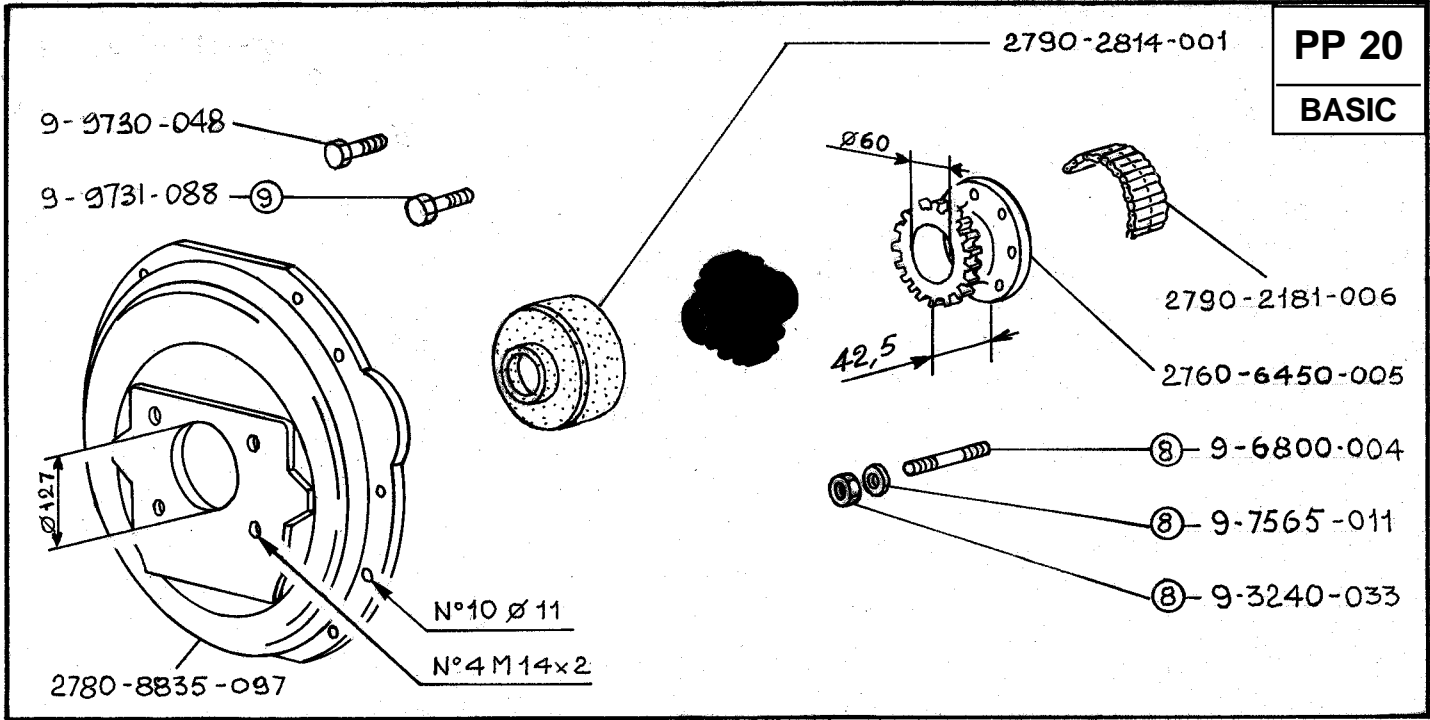


GR. 5 Turolla TF200-3PTO KIT 8220.8888.385

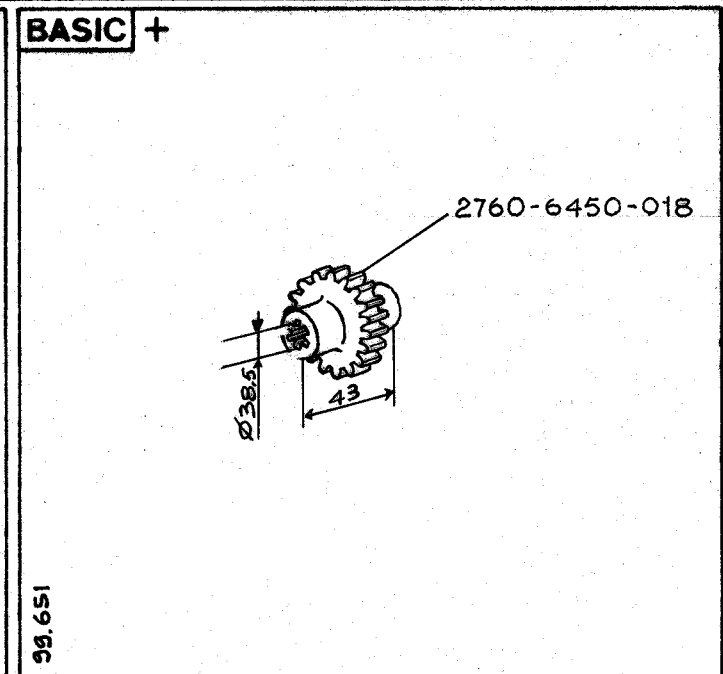
BASIC +

3.9.1984 18.9.1985 20.01.1986

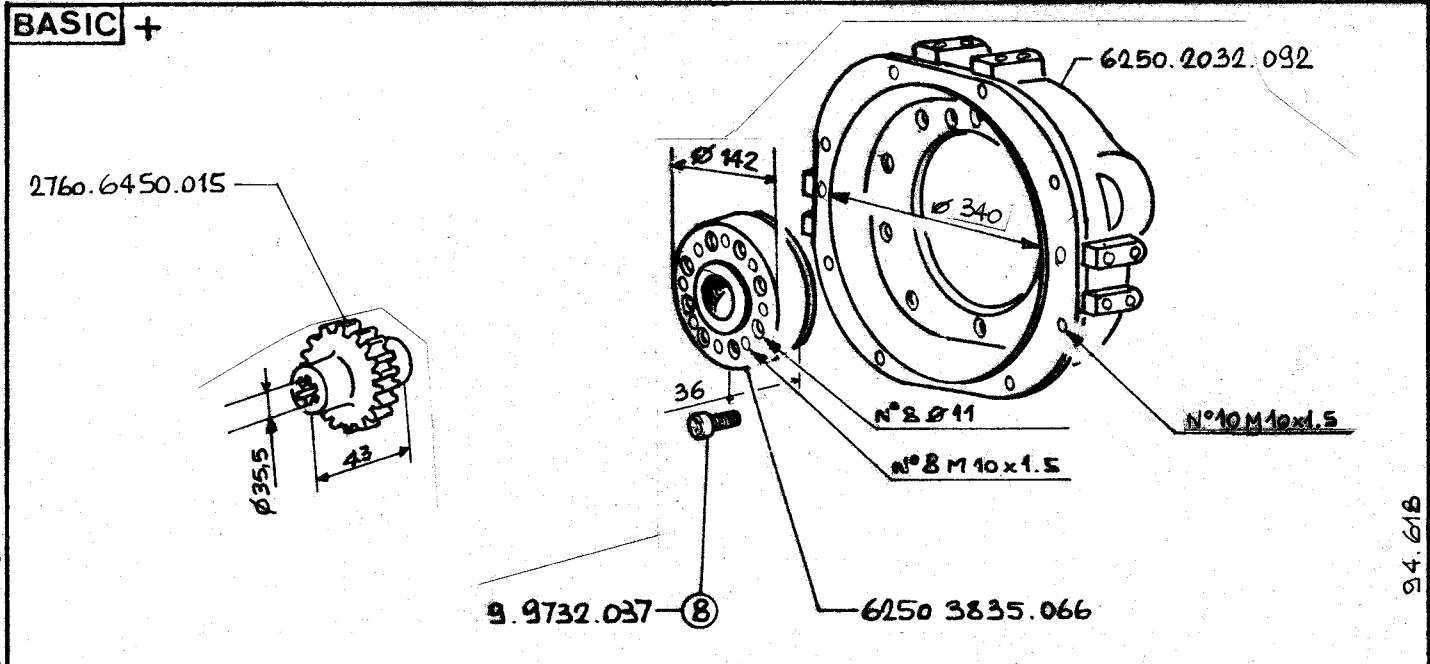
GR. KIT



GR. 5 Sauer/Sunstr.20-21-22 - 1PTO Smit P22-Eaton 33-39-46 **KIT 2760.8888.368**



GR. 5 Sauer SPV 23 - 1PTO Smit P23/Eaton 54 **KIT 2760.8888.373**



GR. 11 Sauer/Sunstr.20-21-22 - 1PTO Smit P22-Eaton 33-39-46 **KIT 6250.8888.560**

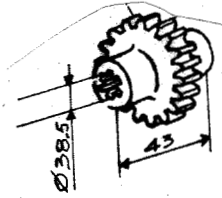
15.12.1983 - 20.11.1984 - 20.04.1986 - 22.12.1988

94.61B

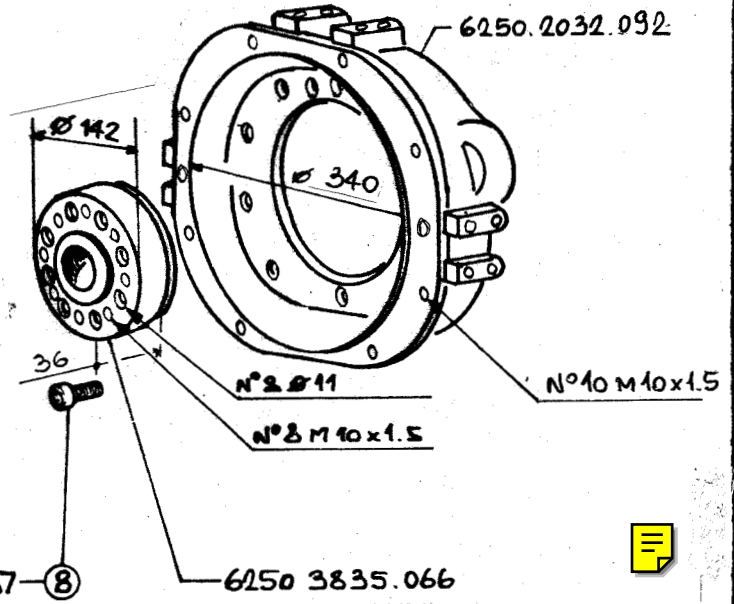


BASIC +

2760.6450.018



94.621



9.9732.037-8

6250 3835.066

GR. 11 Smit P23 - 1PTO Eaton 54

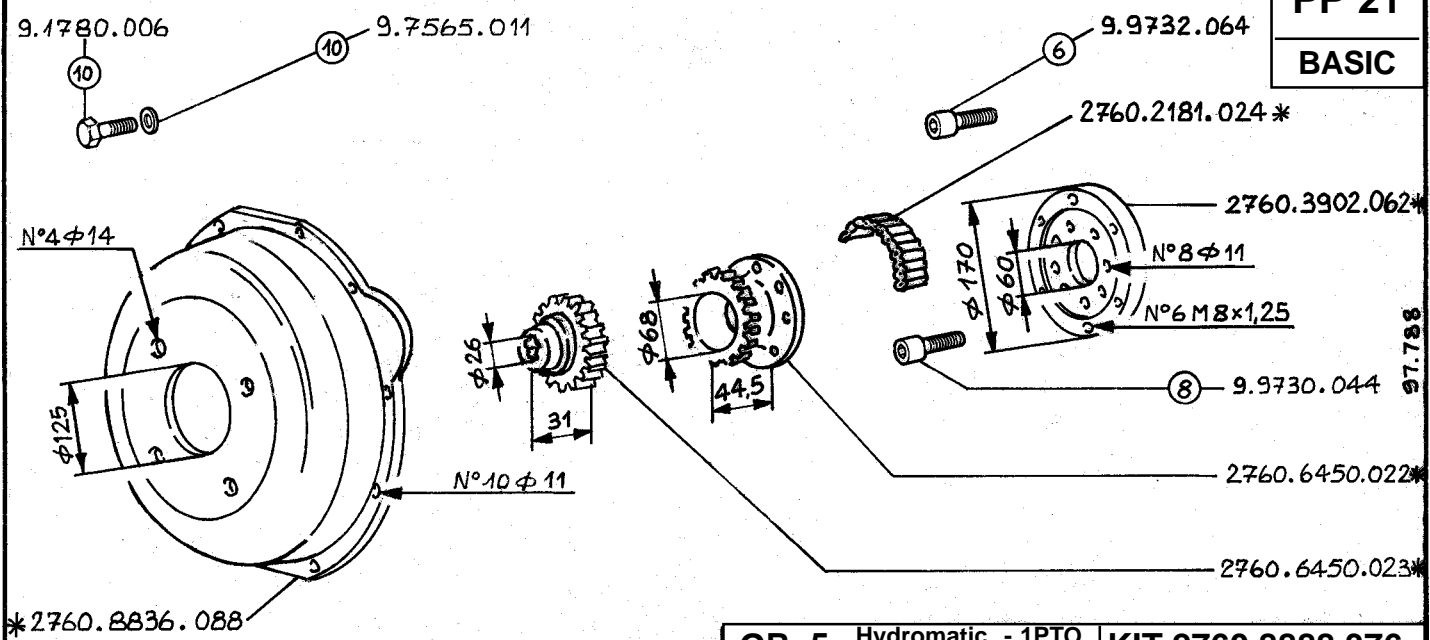
KIT 6250.8888.561

BASIC +

GR.

BASIC +

GR.



GR. 5 Hydromatic - 1PTO
A7N GN 55 **KIT 2760.8888.376**

BASIC +

BASIC +

GR.

GR.

BASIC +


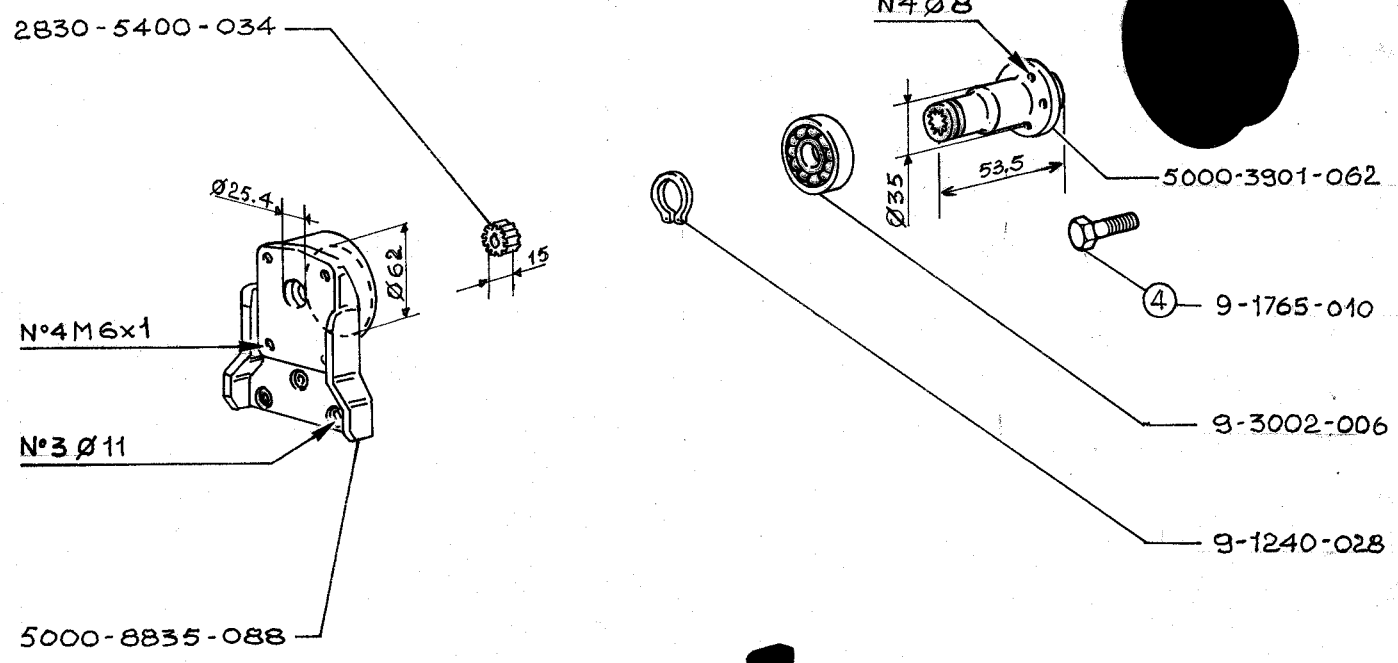
BASIC +

GR.

GR.

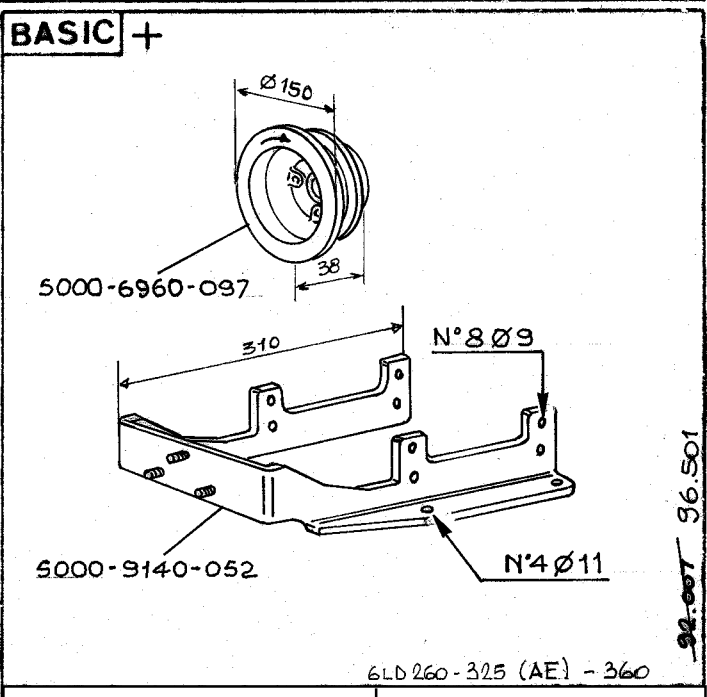
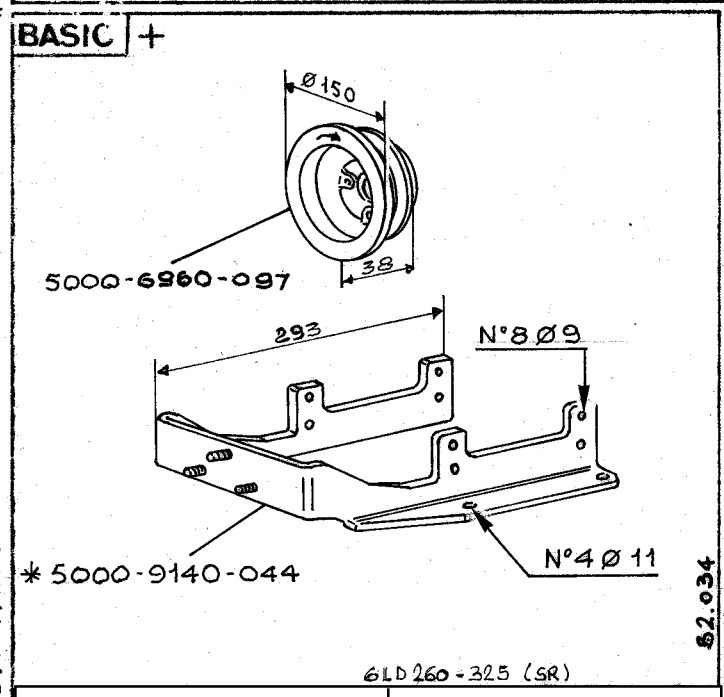
* NON PIÙ DISPONIBILE / No MORE AVAILABLE

15.12.1983 20.11.1984



* NON PIÙ DISPONIBILE / NO MORE AVAILABLE

15.12.1983



GR. 6 1PS-2PTO KIT 5000.8888.403*

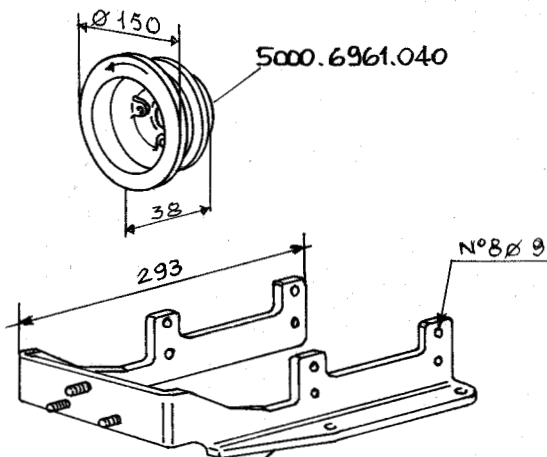
GR. 6 1PS-2PTO KIT 5000.8888.404

62.034

32.007 36.501



BASIC +



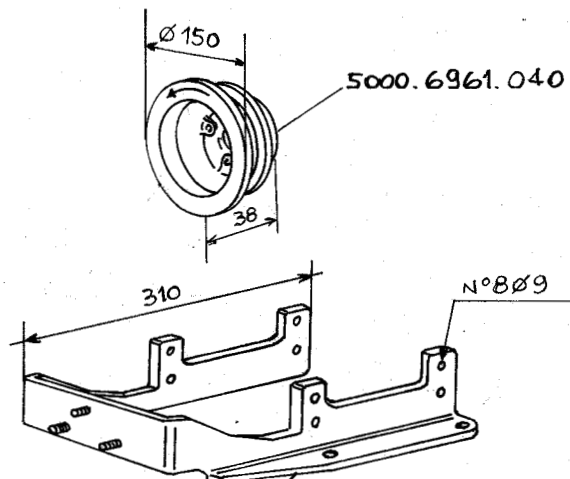
* 5000-9140-044

6LD260/C-325/C



99.279

BASIC +



5300-9140-052

6LD360/C



99.280

GR. 6 1PD-2PTO KIT 5000.8888.405*

GR. 6 1PD-2PTO KIT 5000.8888.406*

BASIC +

BASIC +

GR.

GR.

BASIC +

BASIC +

GR.

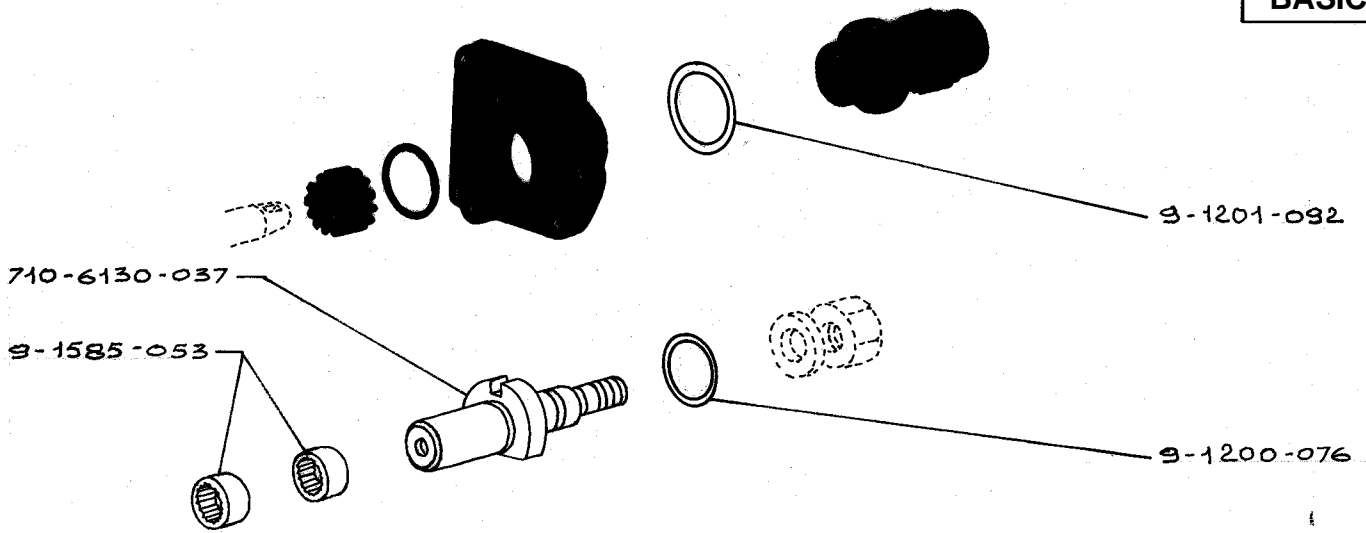
GR.

* NON PIÙ DISPONIBILE / NO MORE AVAILABLE

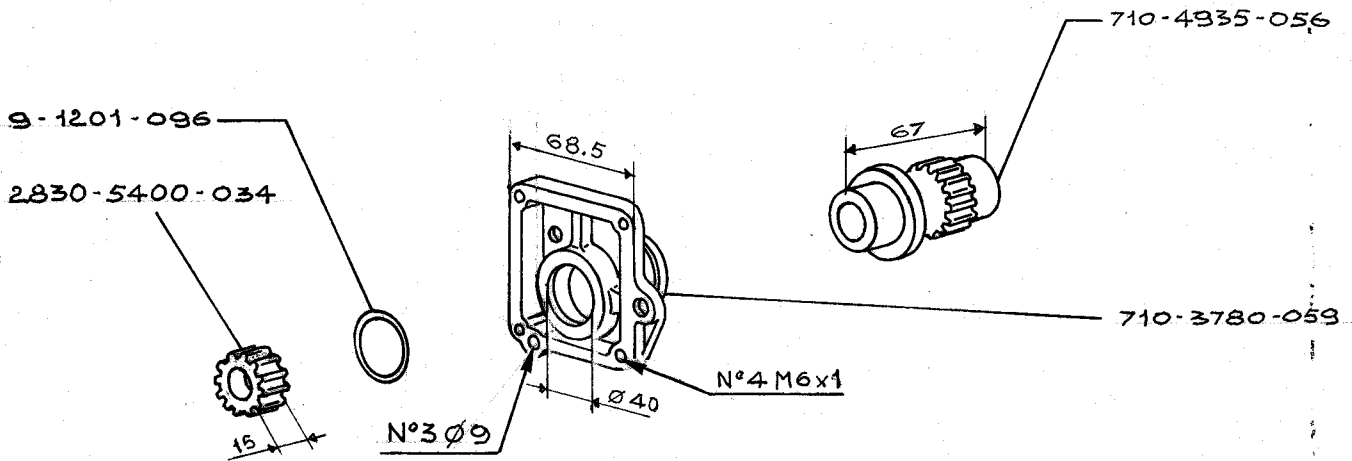
15.12.1983

PP 23

BASIC



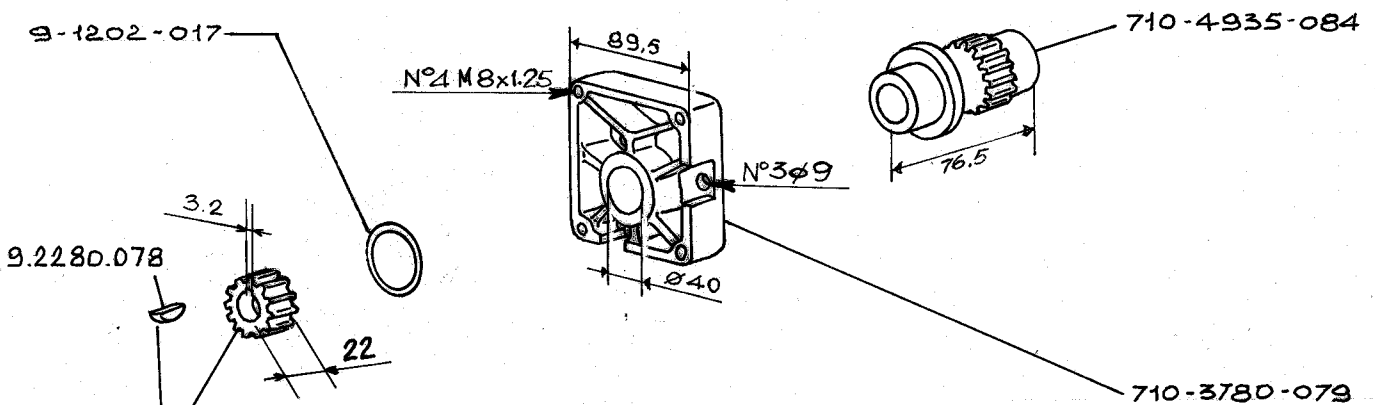
BASIC +



89.018

GR. 7 1PS-3PTO KIT 7100.8888.426

BASIC +



89.035

GR. 7 2PS-3PTO KIT 7100.8888.427

15.12.1983



BASIC +

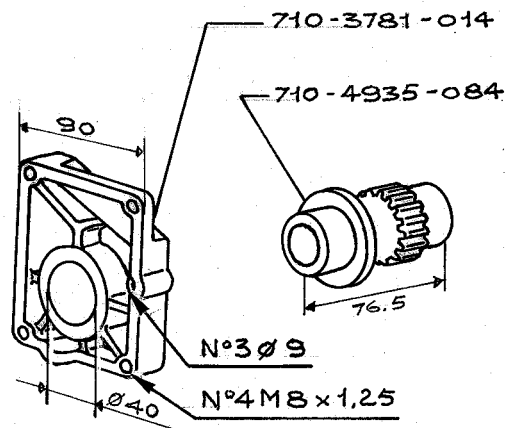
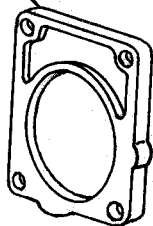
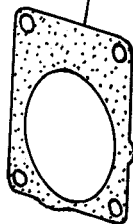

710-4501-009

710-2751-068

2760-4580-016

9040-5401-017

9.2280078



② 9-1770-002

89.034

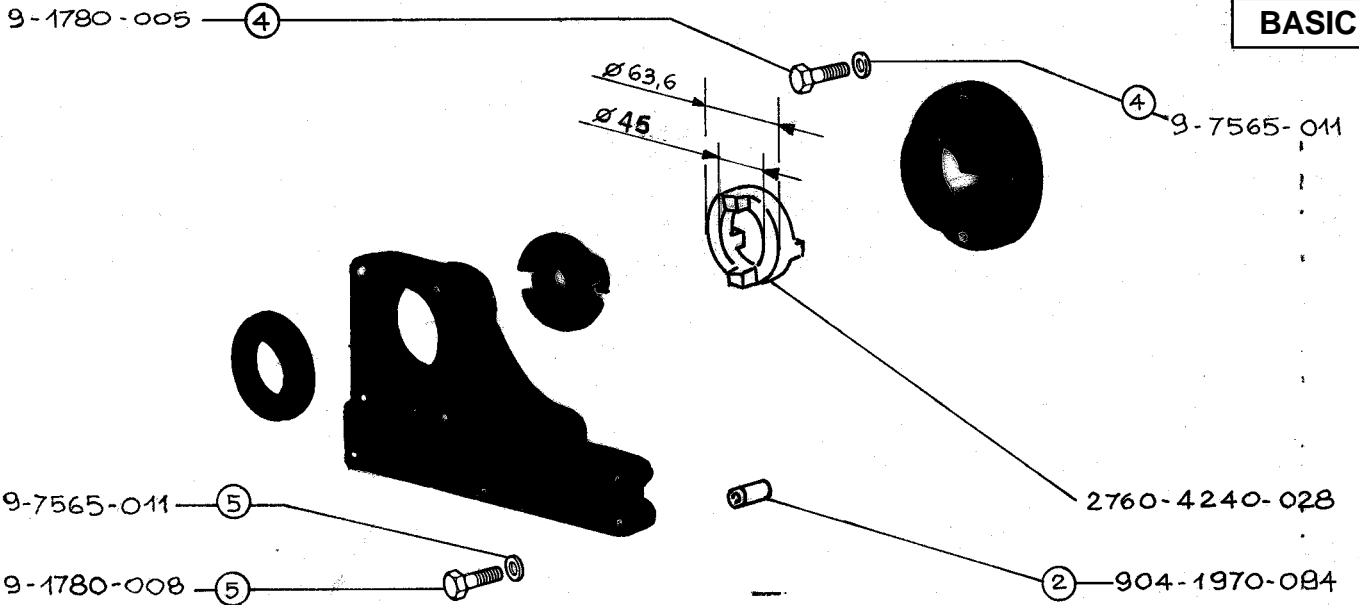
GR. 7 Bosch CL 101 - 3PTO **KIT 7100.8888.428**

BASIC +

GR.

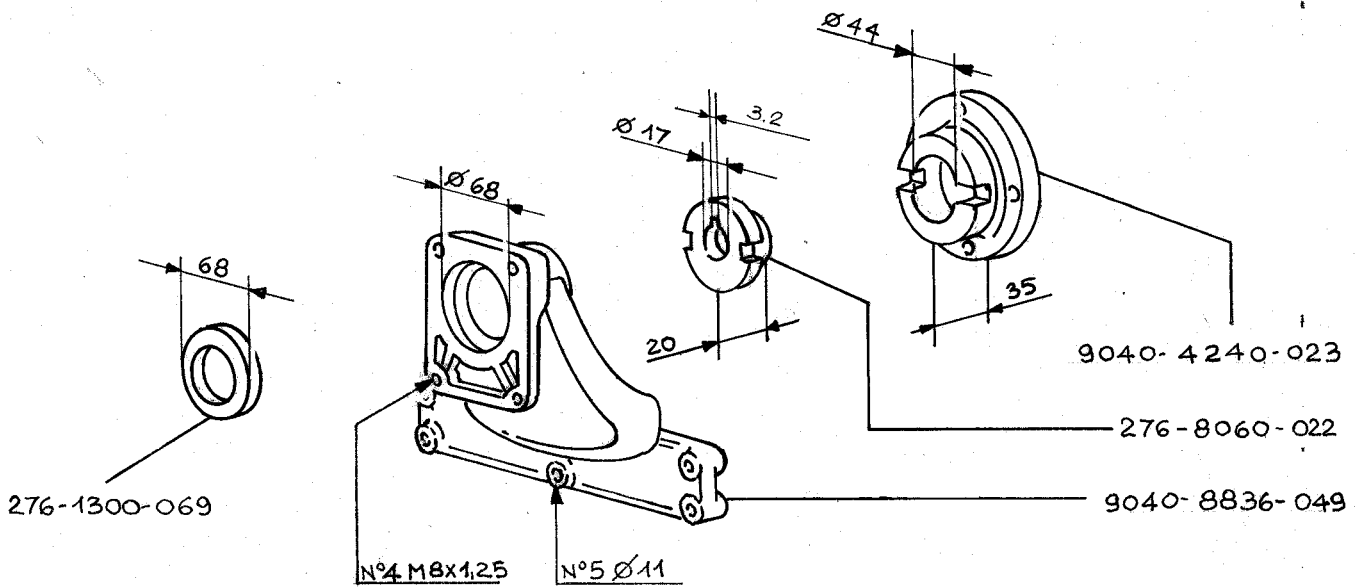
BASIC +

GR.



BASIC +

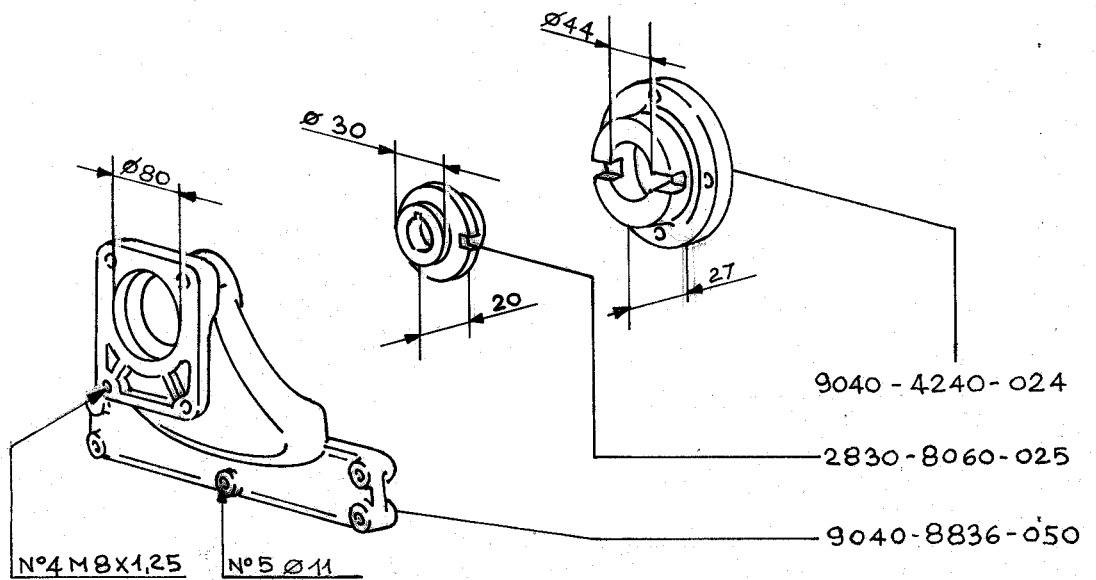
89.043



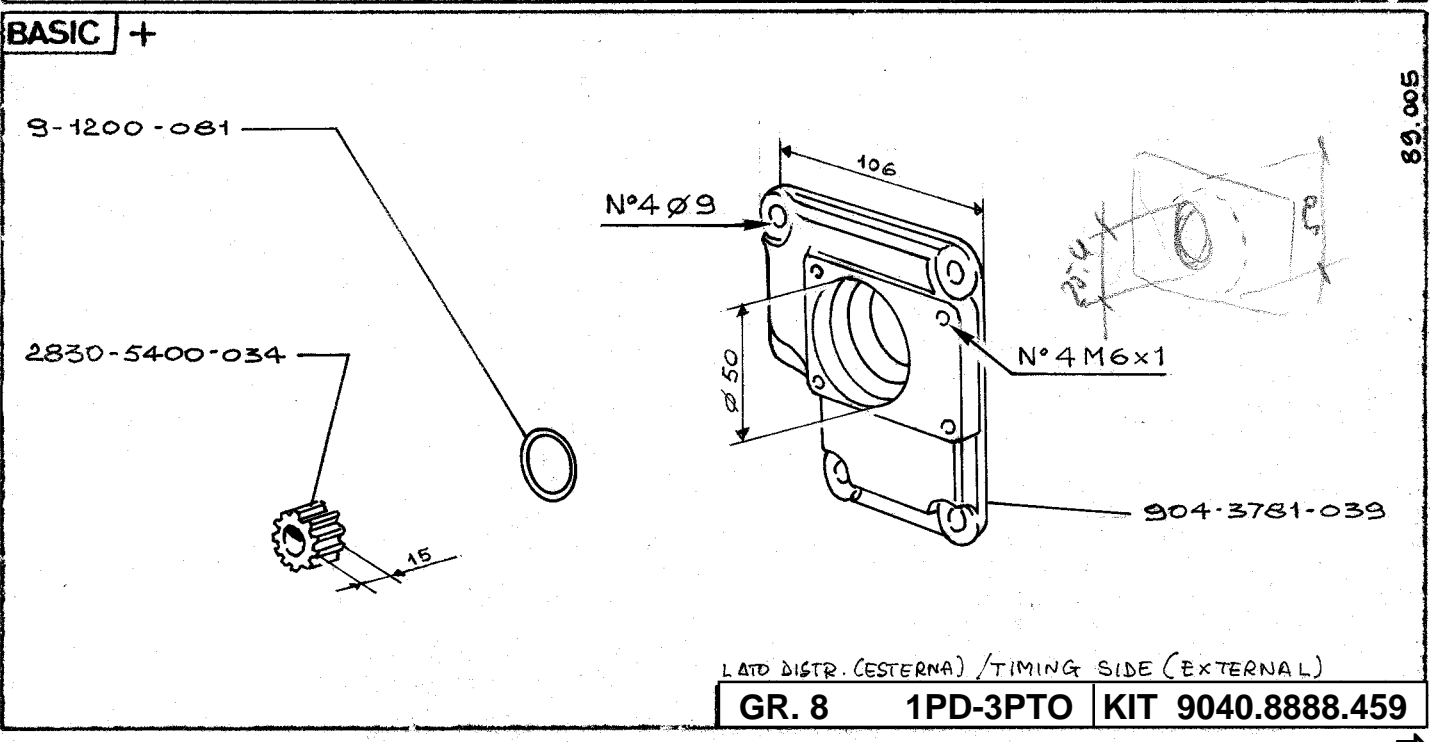
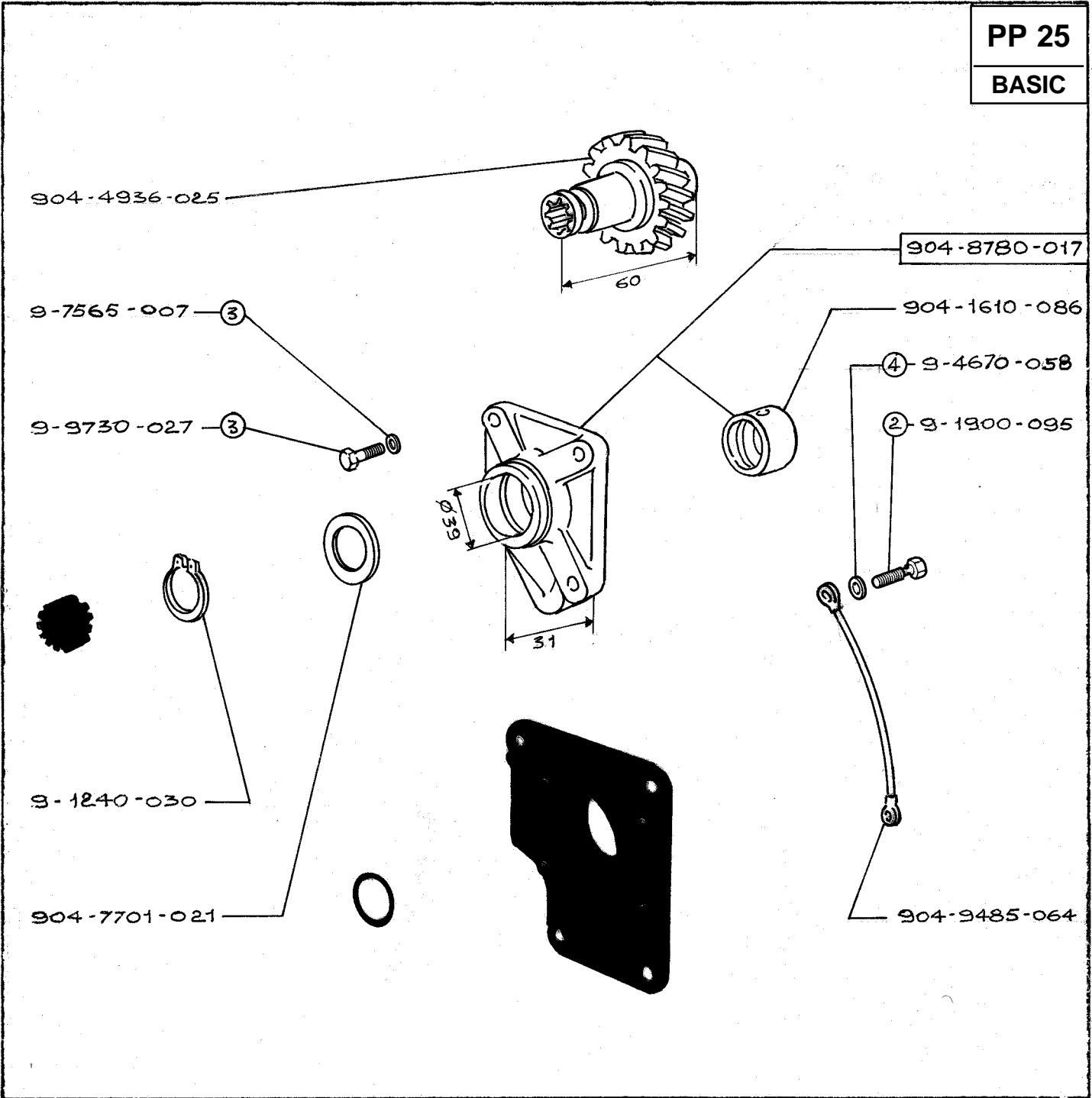
GR. 8 2PS-2PTO KIT 9040.8888.457

BASIC +

89.044



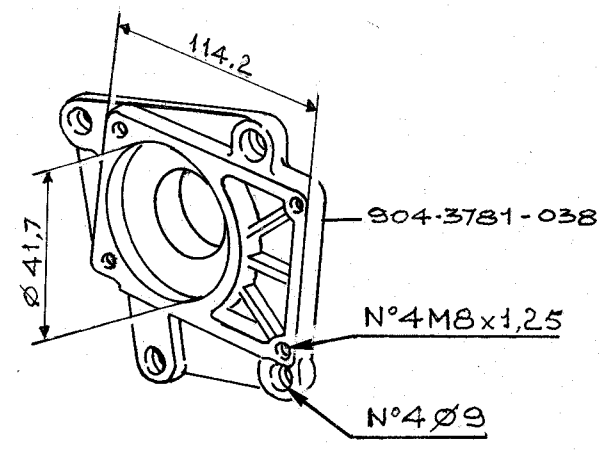
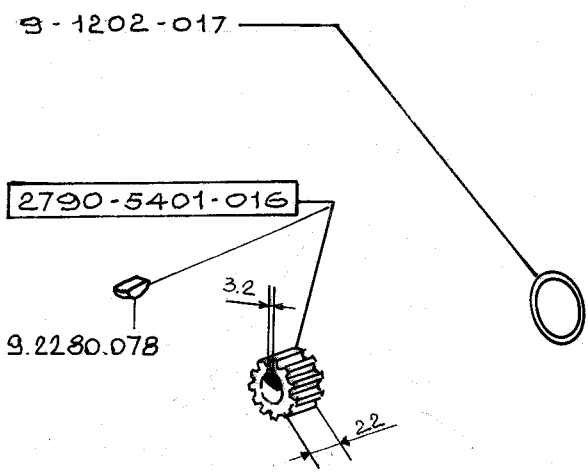
GR. 8 Bosch CL 101 - 2PTO KIT 9040.8888.458



15-12-1985 20.01.1986



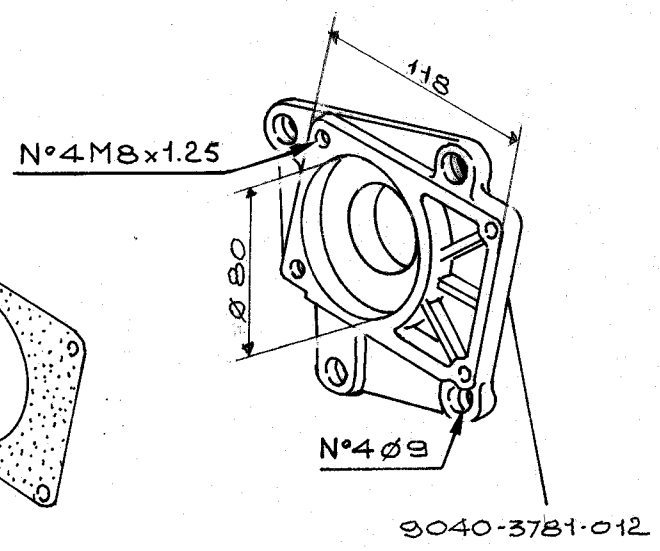
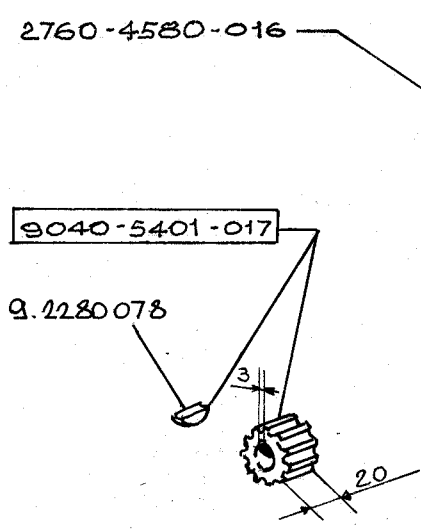
BASIC +



LATO DISTR. (ESTERNA)/TIMING SIDE (EXTERNAL)
GR. 8 2PD-3PTO KIT 9040.8888.460

89.032

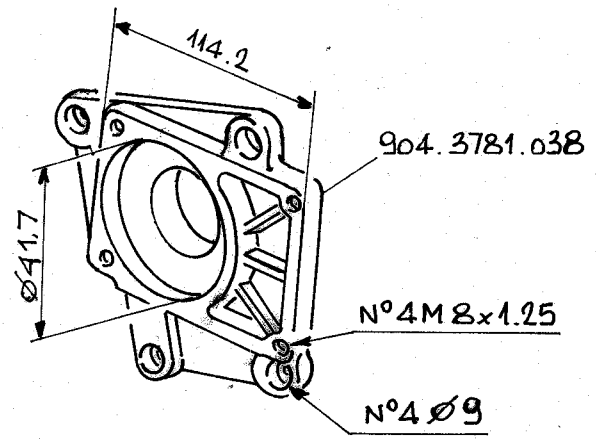
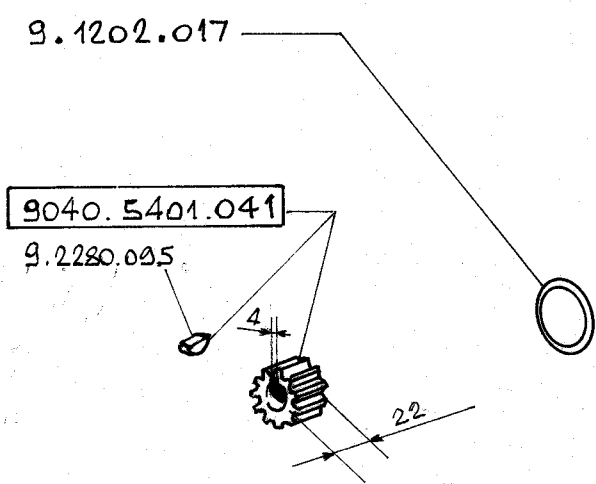
BASIC +



LATO DISTR. (ESTERNA)/TIMING SIDE (EXTERNAL)
GR. 8 Bosch CR 101 - 3PTO KIT 9040.8888.464

89.033

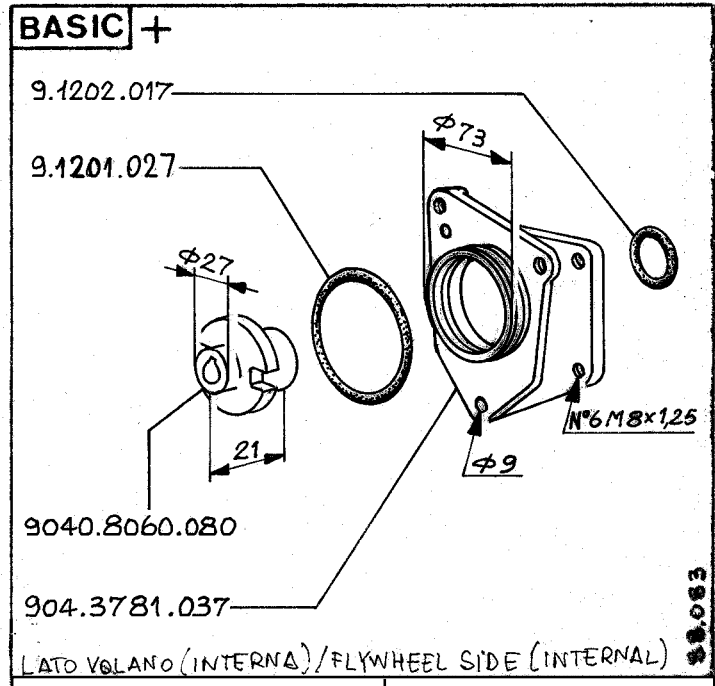
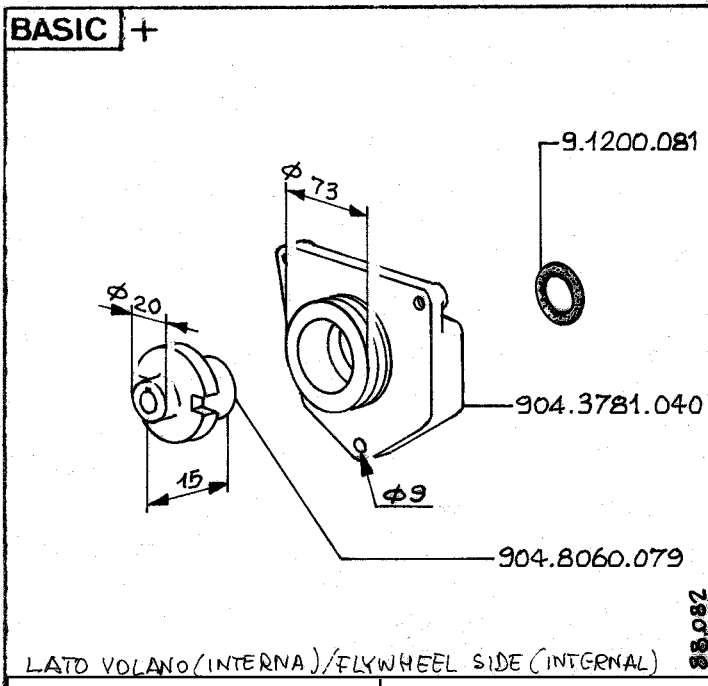
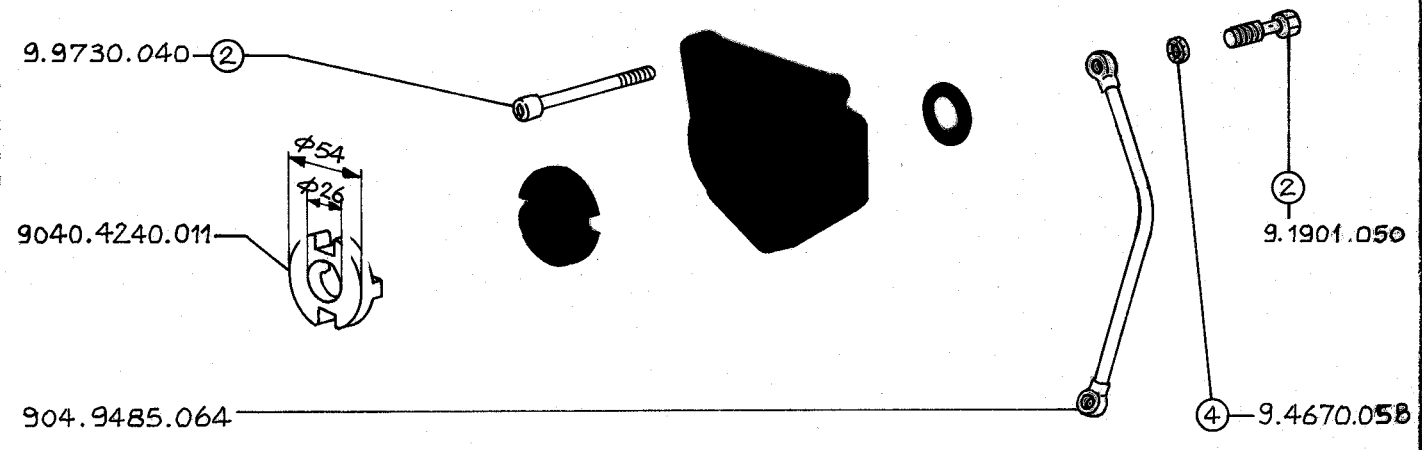
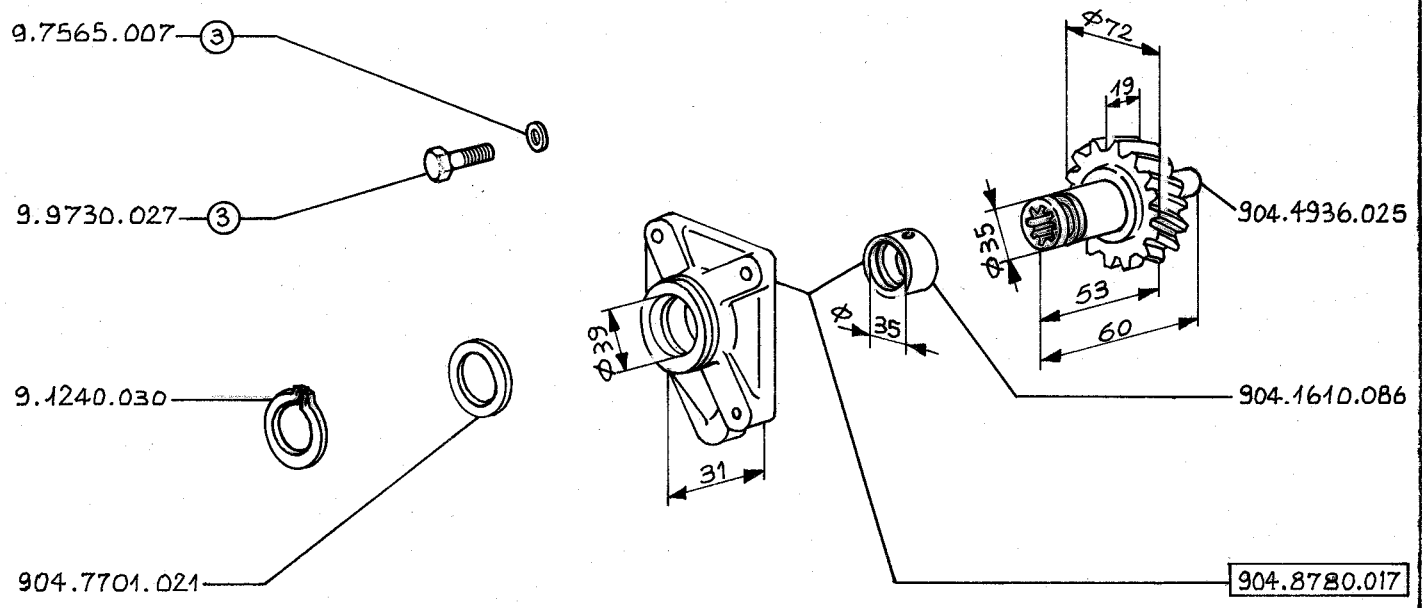
BASIC +



LATO DISTR. (ESTERNA)/TIMING SIDE (EXTERNAL).
GR. 8 Turolla TFP200 - 3PTO KIT 9040.8888.474

97.830

45-12-1983 2001.1986



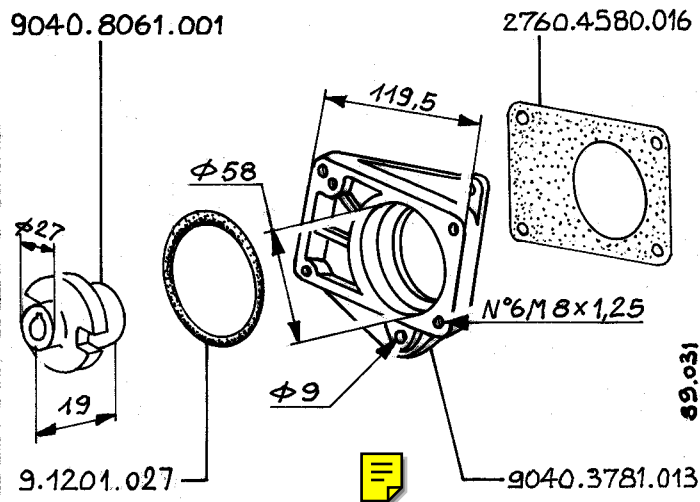
GR. 8 1PS-3PTO KIT 9040.8888.461

GR. 8 2PS-3PTO KIT 9040.8888.462

15.12.1983

15.12.1983

BASIC +



LATO VOLANO (INTERNA) / FLYWHEEL SIDE (INTERNAL)

GR. 8 Bosch CL 101 - 3PTO **KIT 9040.8888.465***

BASIC +

GR.

BASIC +

GR.

BASIC +

GR.

BASIC +

GR.

BASIC +

GR.


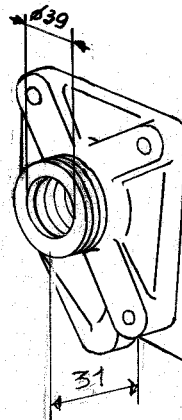


* NON PIÙ DISPONIBILE / NO MORE AVAILABLE

9-9730-040-2

904-7701-021

9-1240-030

3-9-9730-027
9-7565-007




904-4936-025

904-1610-086

904-8780-017

9-1900-095-2
9-4670-058-3



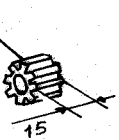
9040-4240-011

904-9485-064

BASIC +

9-1200-081

2830-5400-034



106

904-3781-039

Ø50

N°4 M6x1

N°4 Ø9

N°2 M8x1,25

15

Ø9

Ø20

9-1200-081

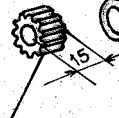
904-3781-040

9040-8060-079

BASIC +

9-1200-081

2830-5400-034



106

904-3781-039

N°4 M6x1

N°4 Ø9

9-1202-017

Ø50

904-3781-037

21

Ø27

Ø75

Ø9

N°6 M8x1,25

9-1201-027

9040-8060-080

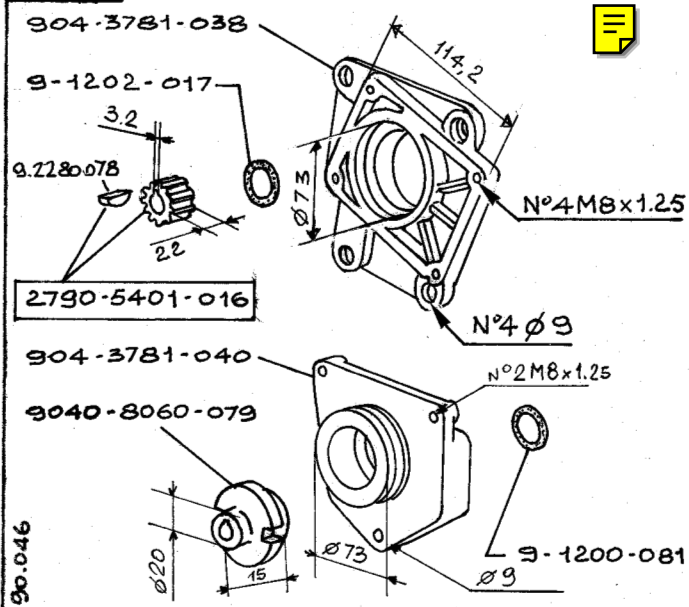
15.12.1983

89.009

89.009

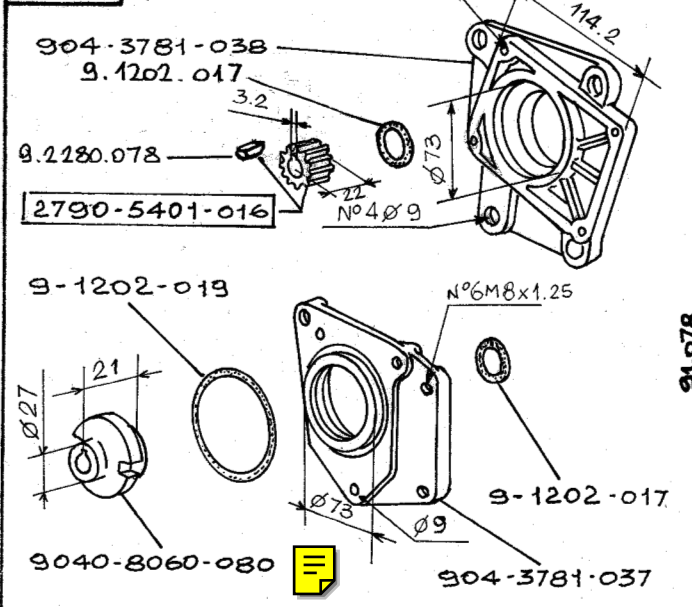


BASIC +



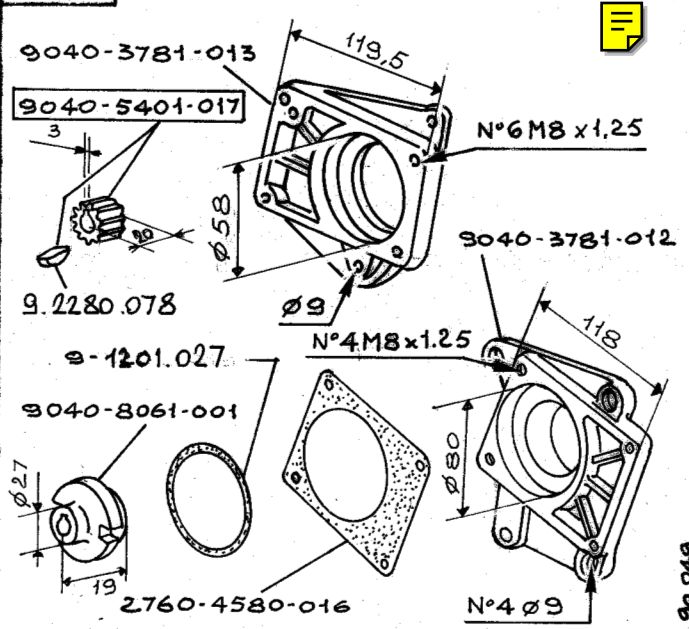
GR. 8 2PD/1PS-3PTO KIT 9040.8888.469

BASIC +



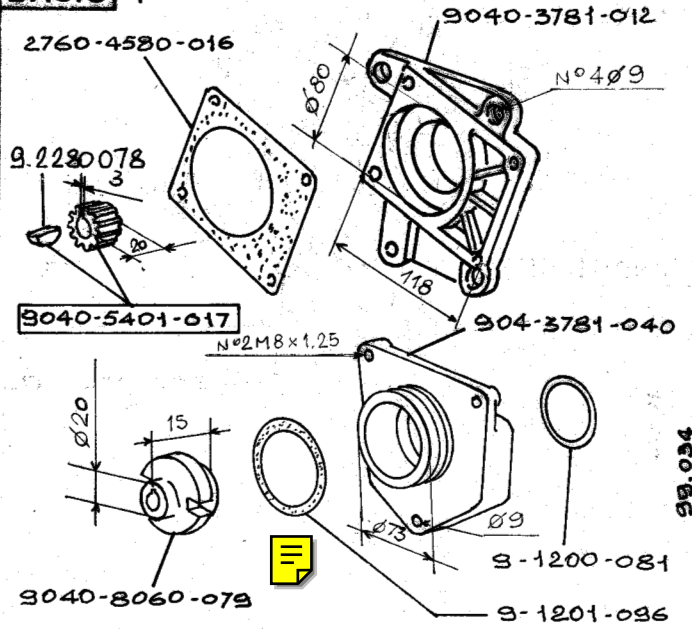
GR. 8 2PD/2PS-3PTO KIT 9040.8888.470

BASIC +



GR. 8 Bosch CR 101/CL 101 3PTO KIT 9040.8888.471*



BASIC +



GR. 8 Bosch CR 101/PS 3PTO KIT 9040.8888.472

BASIC +

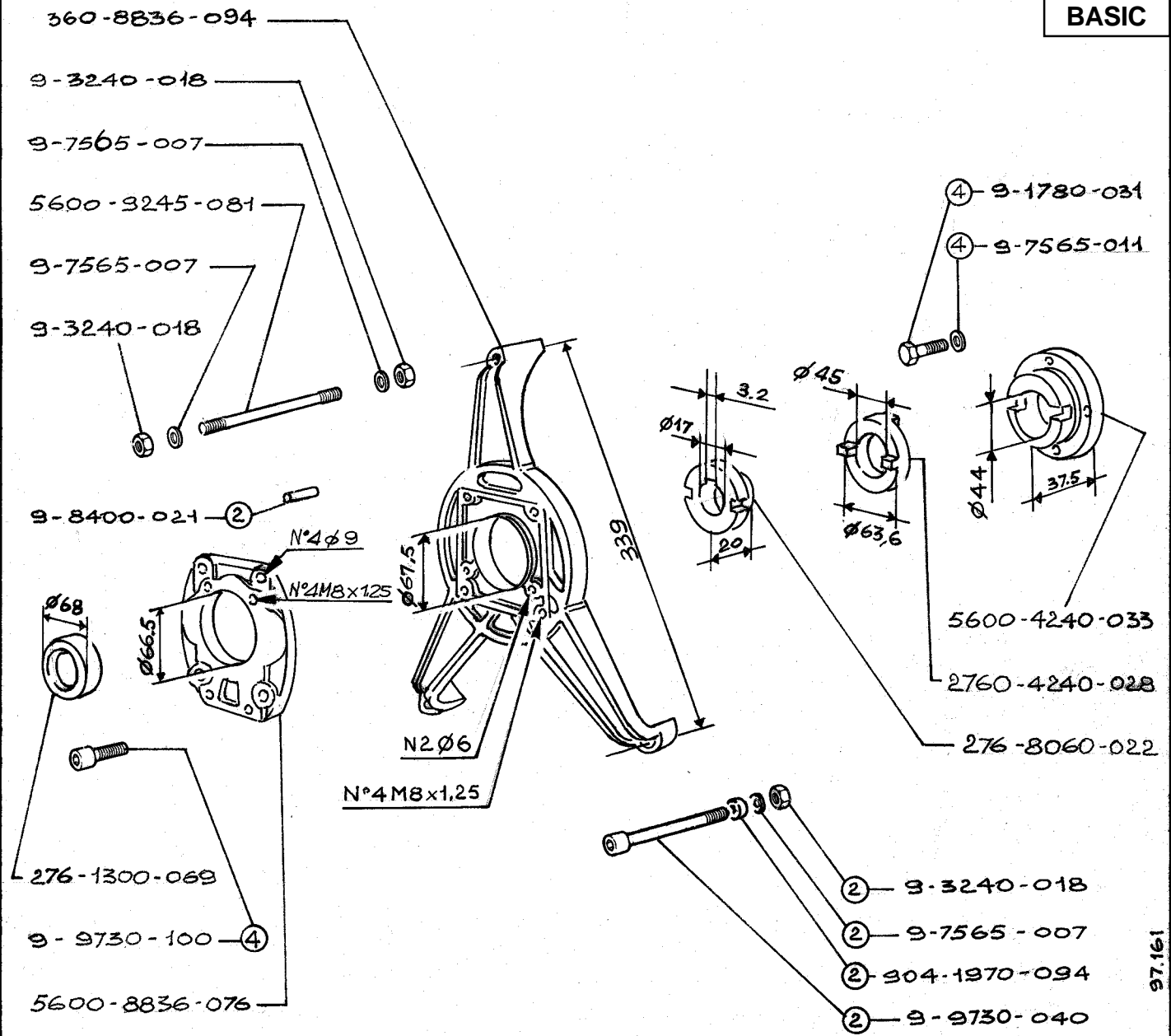
BASIC +



GR. KIT

GR. KIT

* NON PIU' DISPONIBILE / NO MORE AVAILABLE



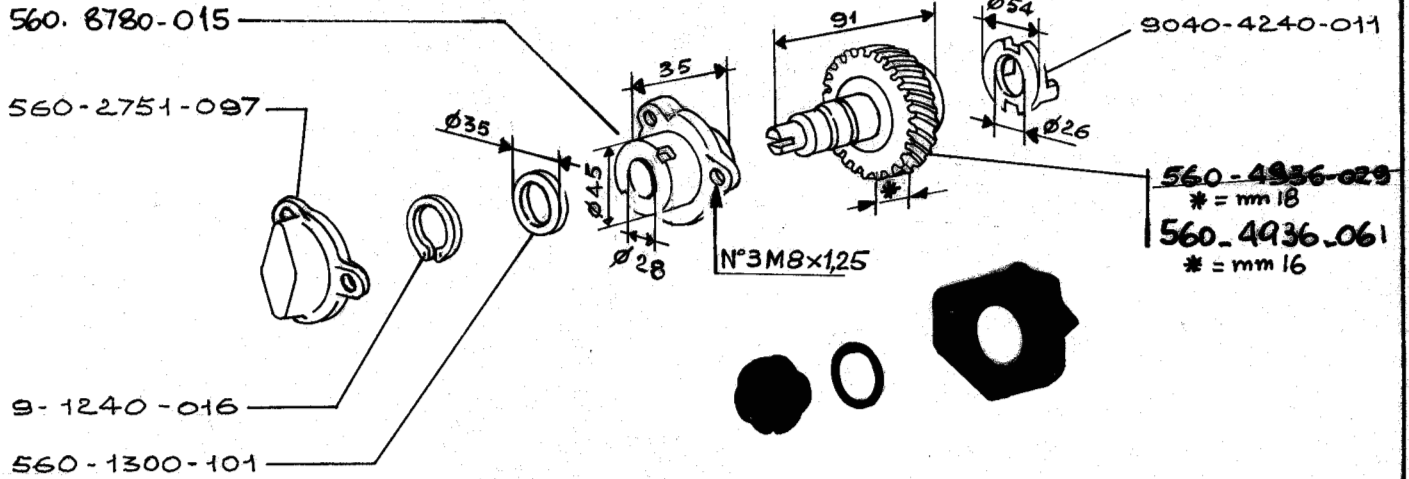
GR. 9 2PS-2PTO KIT 5600.8888.502

BASIC +

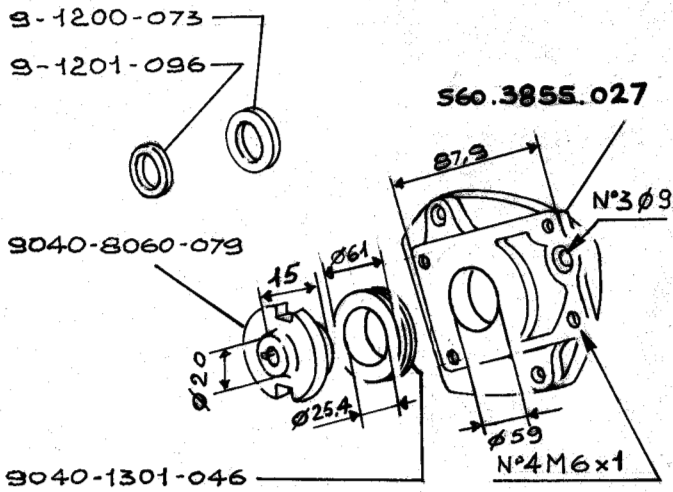
97.161

15-42-1983 3.9.1984

GR.

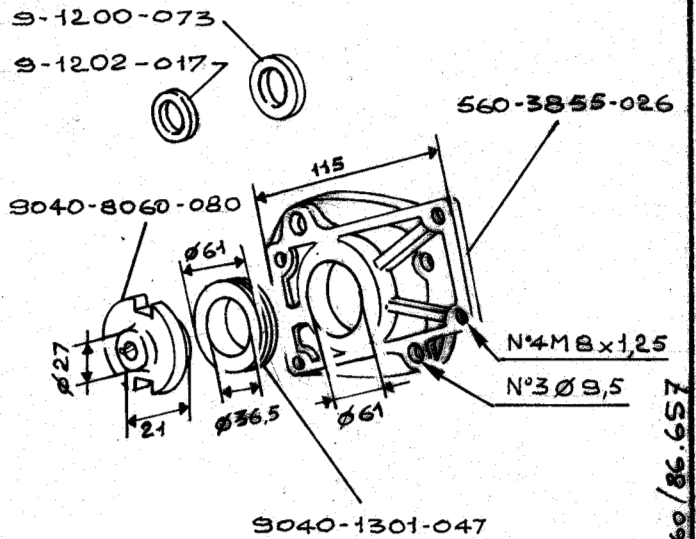


BASIC +



97.134

BASIC +

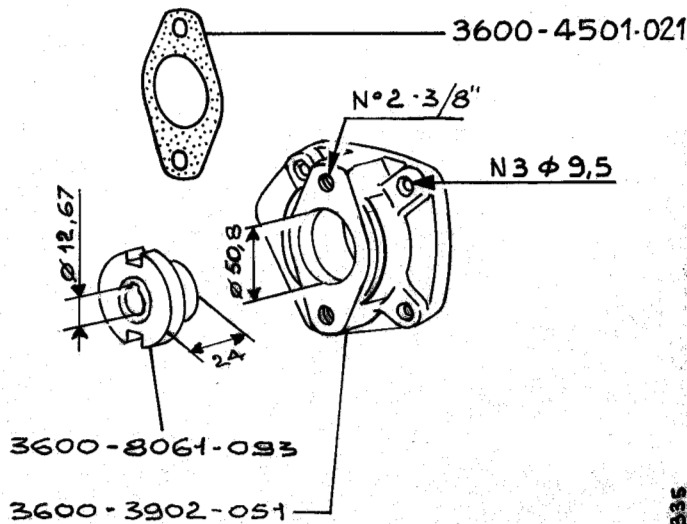


97.160/86.657

GR. 9-10 1PS-3PTO KIT 5600.8888.503

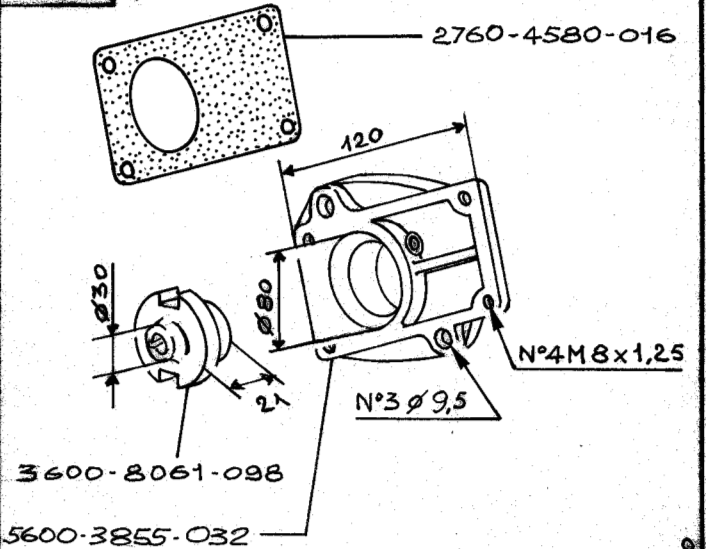
GR. 9-10 2PS Turolla 200 -3PTO KIT 5600.8888.504

BASIC +



97.335

BASIC +




97.520

GR. 9-10 AA SAE - 3PTO KIT 5600.8888.505

GR. 9-10 Bosch C101 - 3PTO KIT 5600.8888.506

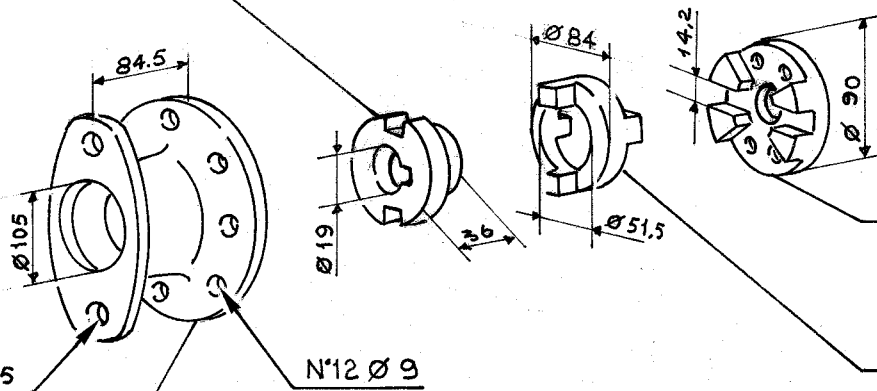
9-7565-007 — ⑥
 9-3240-018 — ⑥
 9-6780-005 — ⑥



④ 9-9730-100

BASIC +

2760-8061-113



N°2 M 14x1.5

N°12 Ø 9

3600-8836-082

3600-8061-115

2760-4240-037

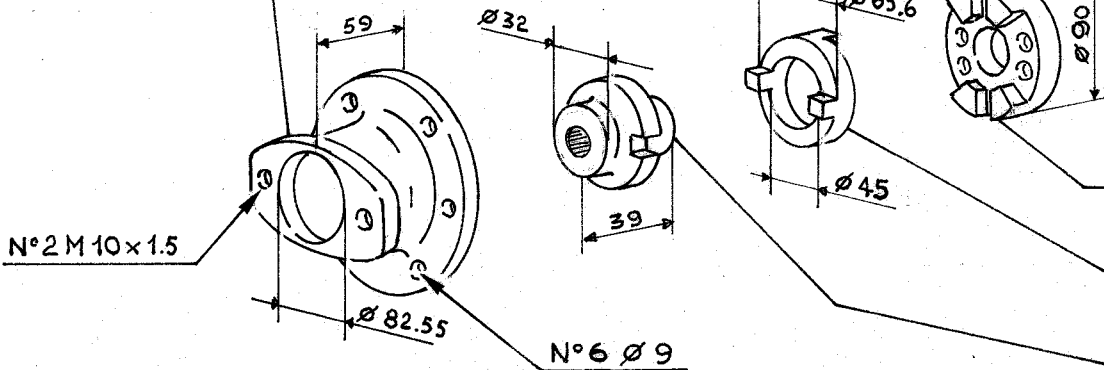
AXIAL 15/20 - SAUER SPV15

GR.10-12 Axial 18/20-3PTO Sauer SPV 15 KIT 3600.8888.526

97.573

BASIC +

3600-8836-084



N°2 M 10x1.5

N°6 Ø 9

3600-8061-096

2760-4240-028

2830-8061-067

CESSNA 70142

GR.10-12 Cessna 70142-1PTO KIT 3600.8888.529

97.611

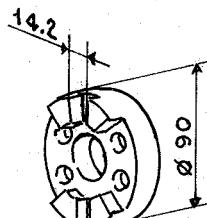
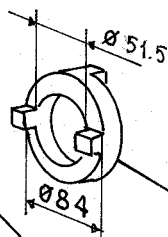
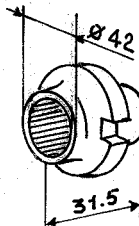
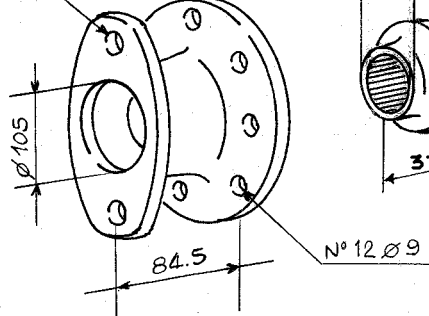
15.12.1983 3.9.1984 48.9.1985 20.01.1986



BASIC +

3600-8836-082

N°2 M14x1.5



3600-8061-115

2760-4240-037

9-1241-002

2760.8061.108



97.768

GR.10 Vickers TA 19 - 1PTO KIT 3600.8888.530

BASIC +

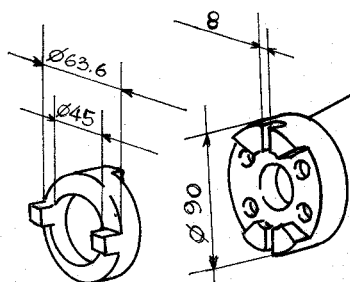
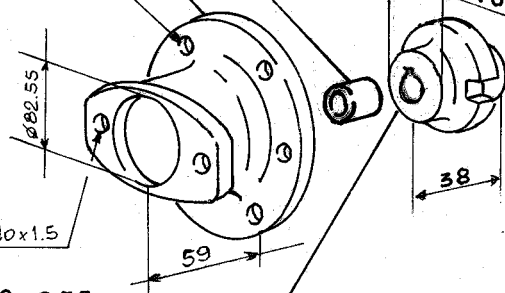
3600-3527-038

3600-8836-084

N°6 Ø9

N°2 M10x1.5

2760-8060-055



3600-8061-096

2760-4240-028



VICKERS PVB 5

GR.10-12 Vickers PVB5-1PTO KIT 3600.8888.531

97.802

BASIC +

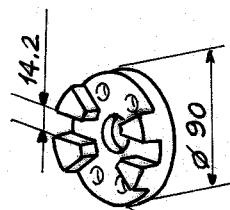
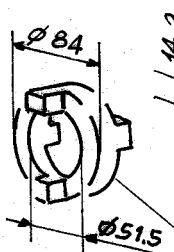
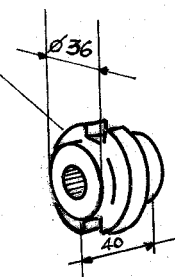
334
3600-8061-114

84.5

Ø105

N°2 M14x1.5

3600-8836-082



3600-8061-115

2760-4240-037



ALBERO SCANALATO / SERRATED SHAFT SAVER SPV 15

GR.10-12 Sauer SPV 15-1PTO KIT 3600.8888.533

97.570

15.12.1983 3.9.1984 48.9.1985 20.01.1986

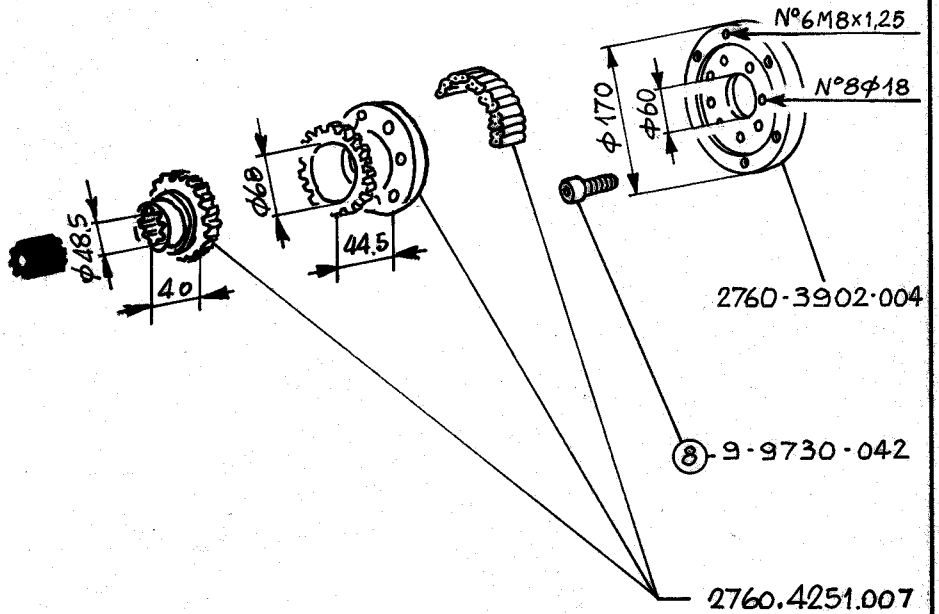

9-3240-018 (6)

9-7565-011 (10)

9-1780-011 (10)

(6) 9-7565-004

(6) 9-6780-007

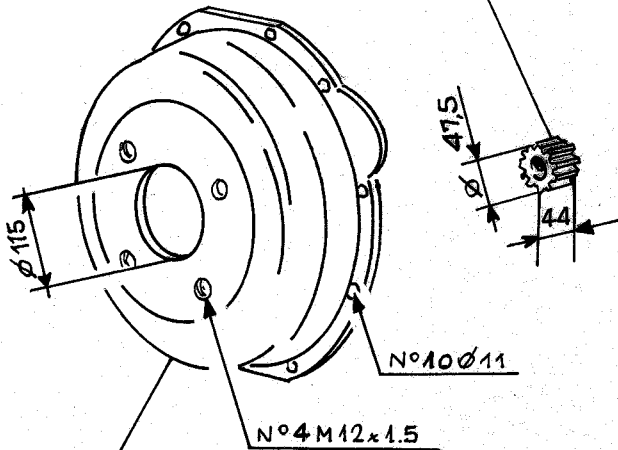


3-9-1984 18-9-1985 20-01-1986 * NON PIU' DISPONIBILE/NO MORE AVAILABLE

BASIC +

2760.5401.030

92.046

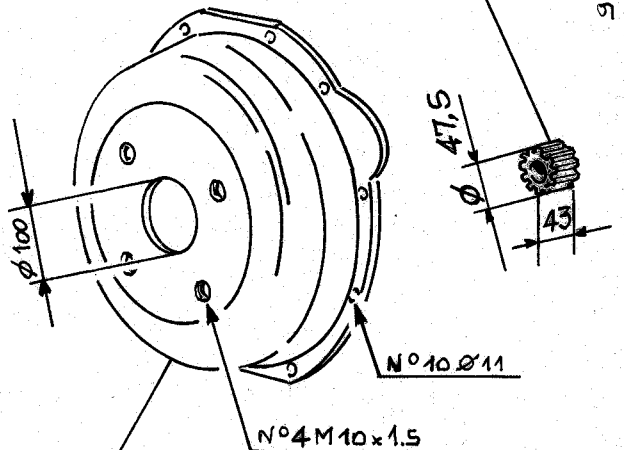


2760-8836-060

BASIC +

2760.5401.031

93.029

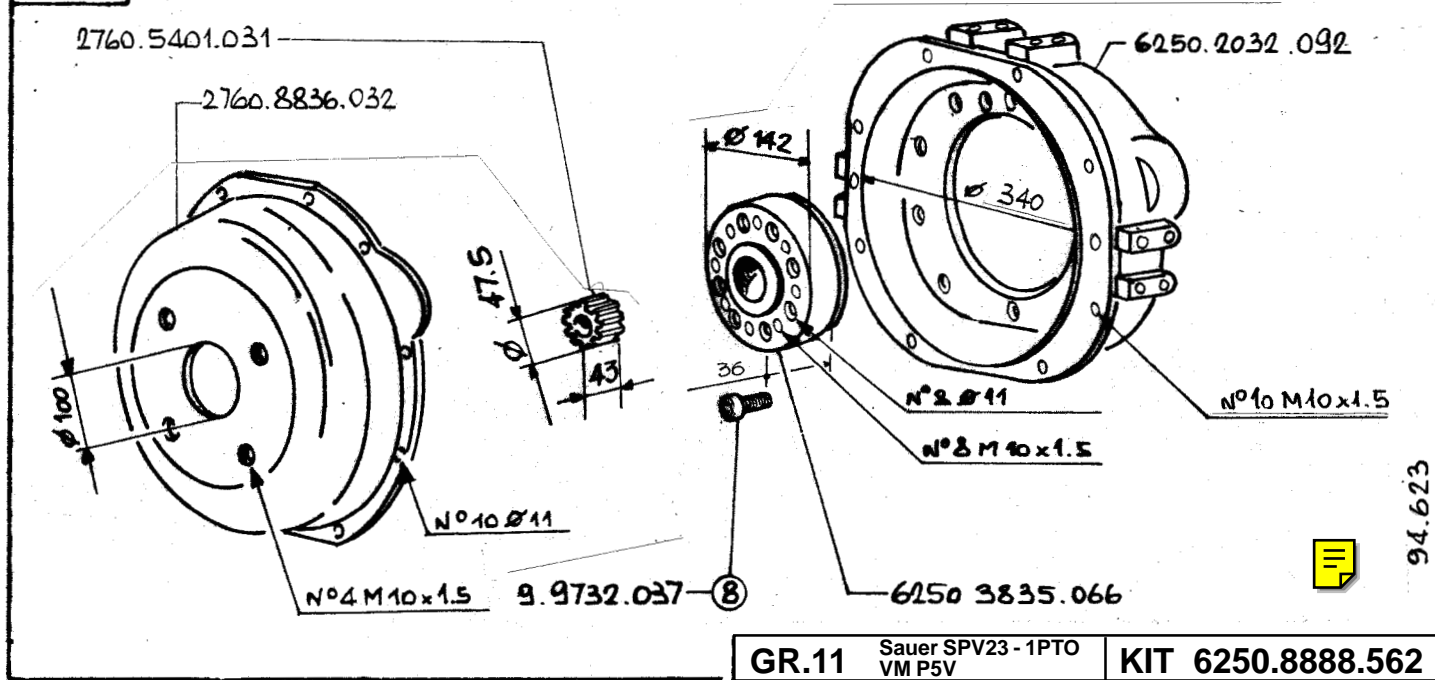


2760-8836-032

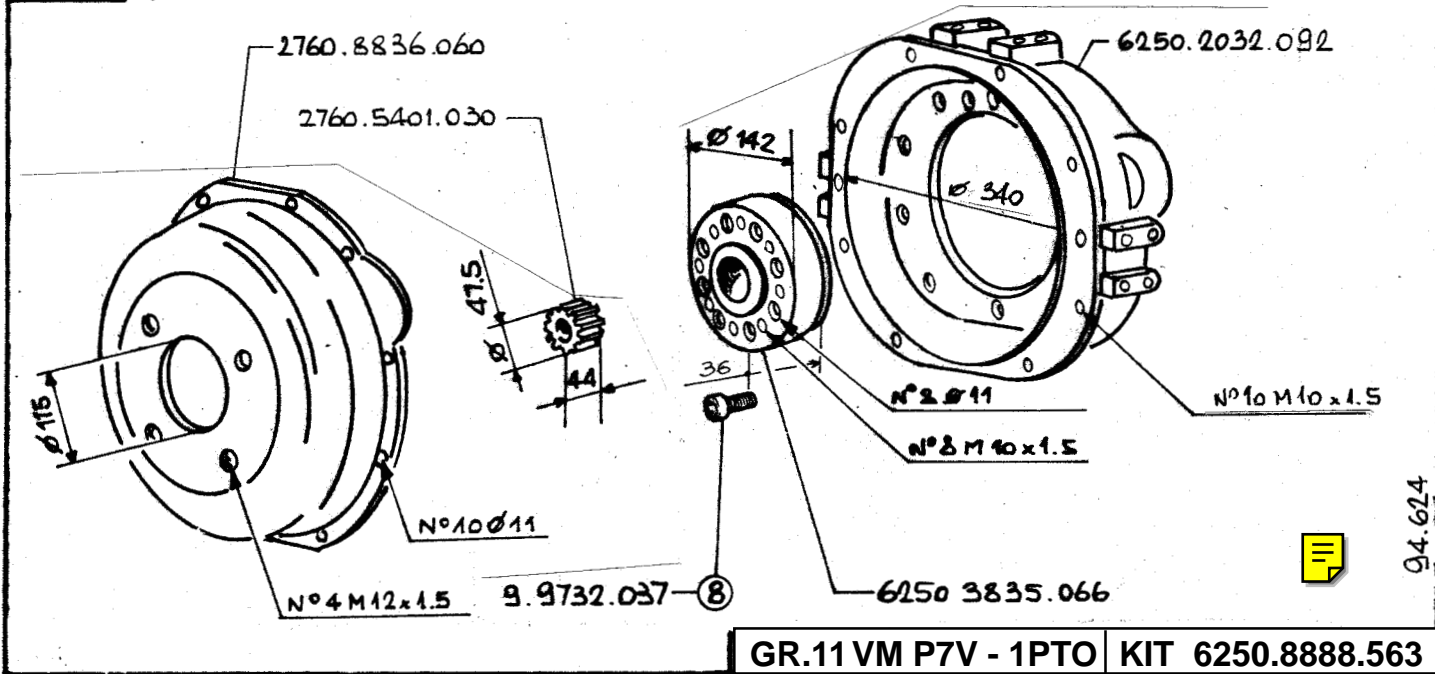
GR. 5 VM P7V - 1PTO KIT 8240.8888.378

GR. 5 VM P5V - 1PTO KIT 8240.8888.382


BASIC +

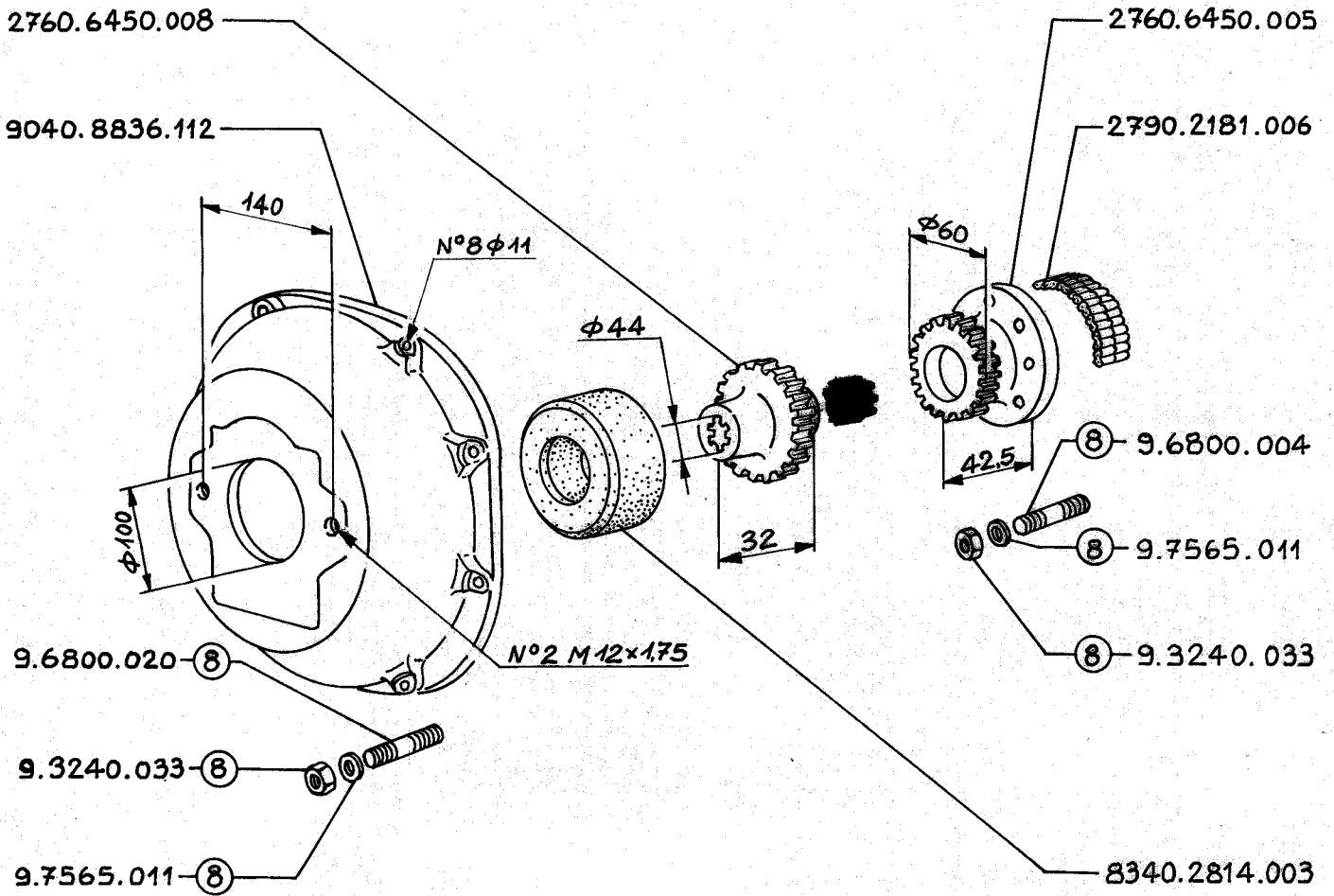


BASIC +



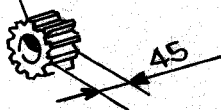
BASIC +





BASIC +

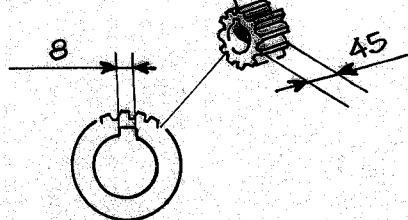
9040.5401.057



96.570

BASIC +

2760-5401.036



94.472

ALBERO CILINDRICO / CYLINDRICAL SHAFT

GR.8-9 Danfoss VPA20 - 1PTO KIT 9040.8888.473

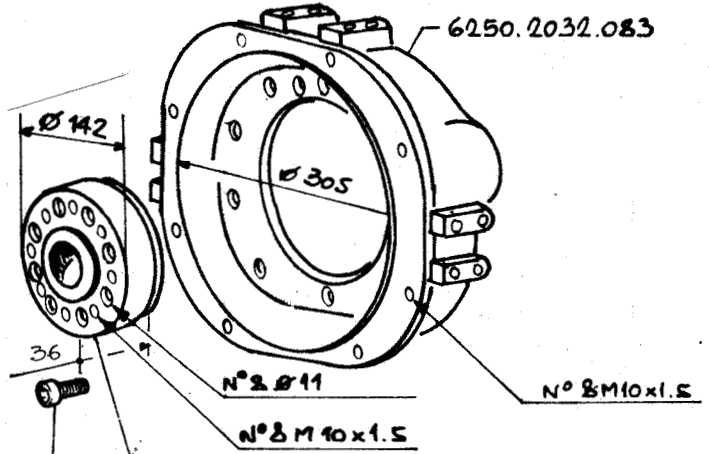
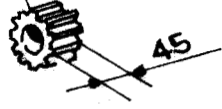
GR. 9 Danfoss VPA20 - 1PTO KIT 5600.8888.512

3-9-1984 20.01.1986



BASIC +

9040.5401.057



9.9732.037-8



6250 3835.066

94.620

GR. 11 Danfoss VPA20 - 1PTO **KIT 6250.8888.564**

BASIC +

GR.

BASIC +

GR.

9.7565.011

10

9.1780.011

10



8

9.3240.033

8

9.7565.011

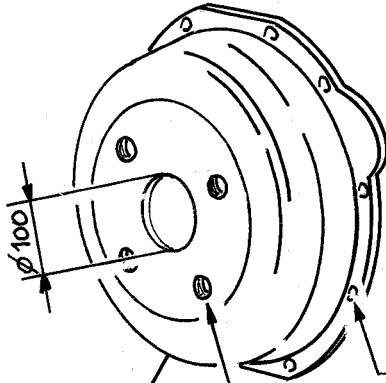
8

9.6800.060



N° 8 Ø 11

2760.8061.010



Ø 100

N° 10 Ø 11

N° 4 M 10 x 1.5

2760.8836.032

84.041

GR. 5 Linde-Guldner PV35-PV 50
1PTO

KIT 8220.8888.381

BASIC +

BASIC +

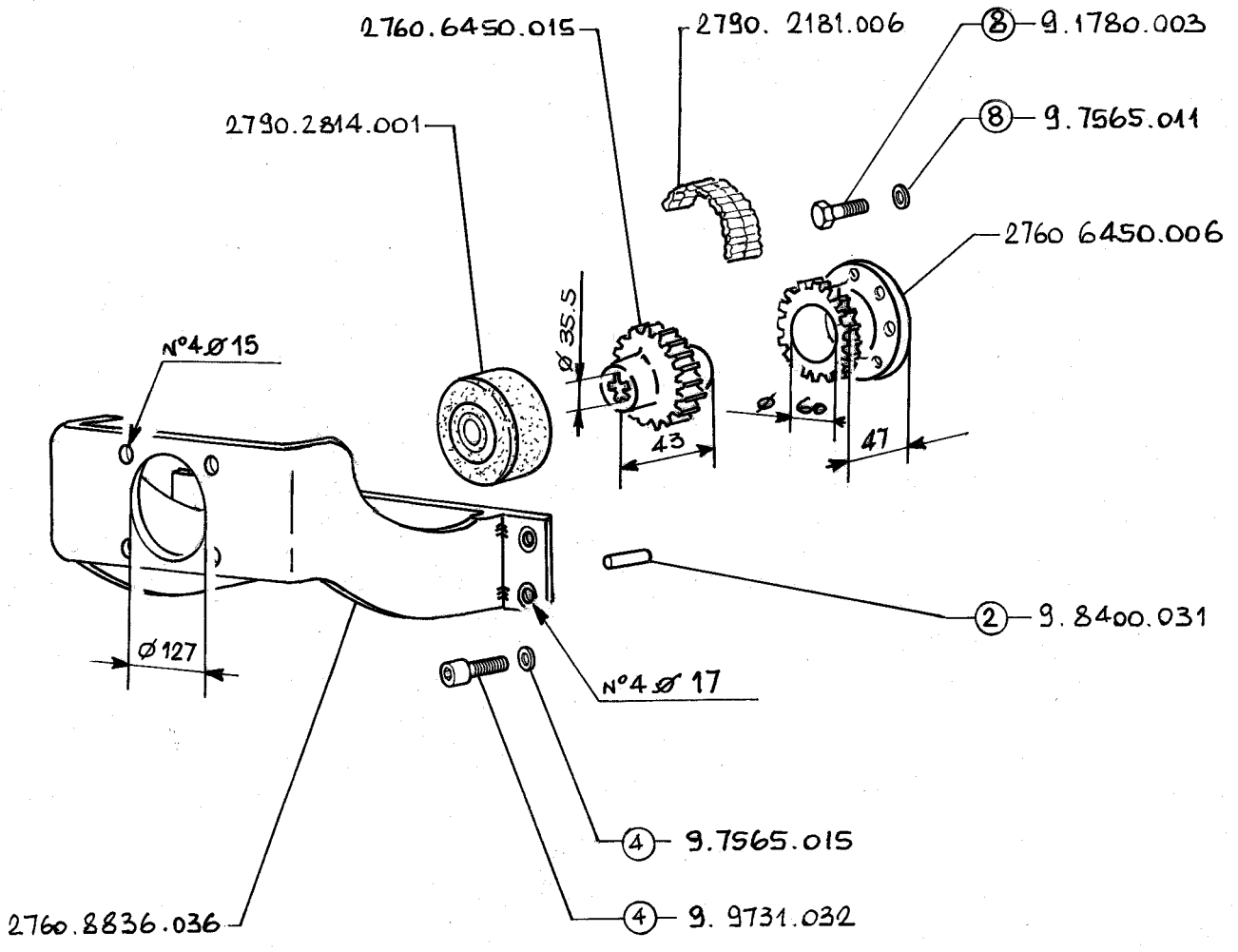
GR.

KIT

GR.

KIT

20.01.1986



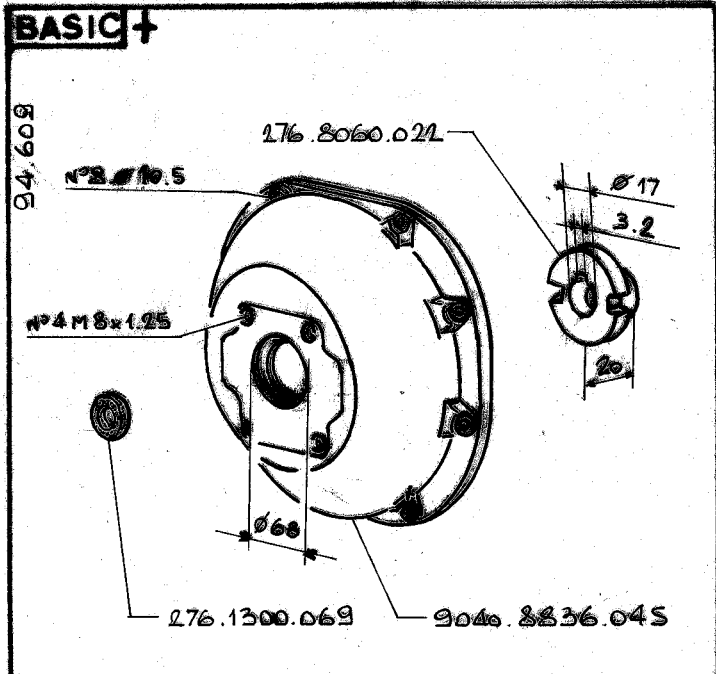
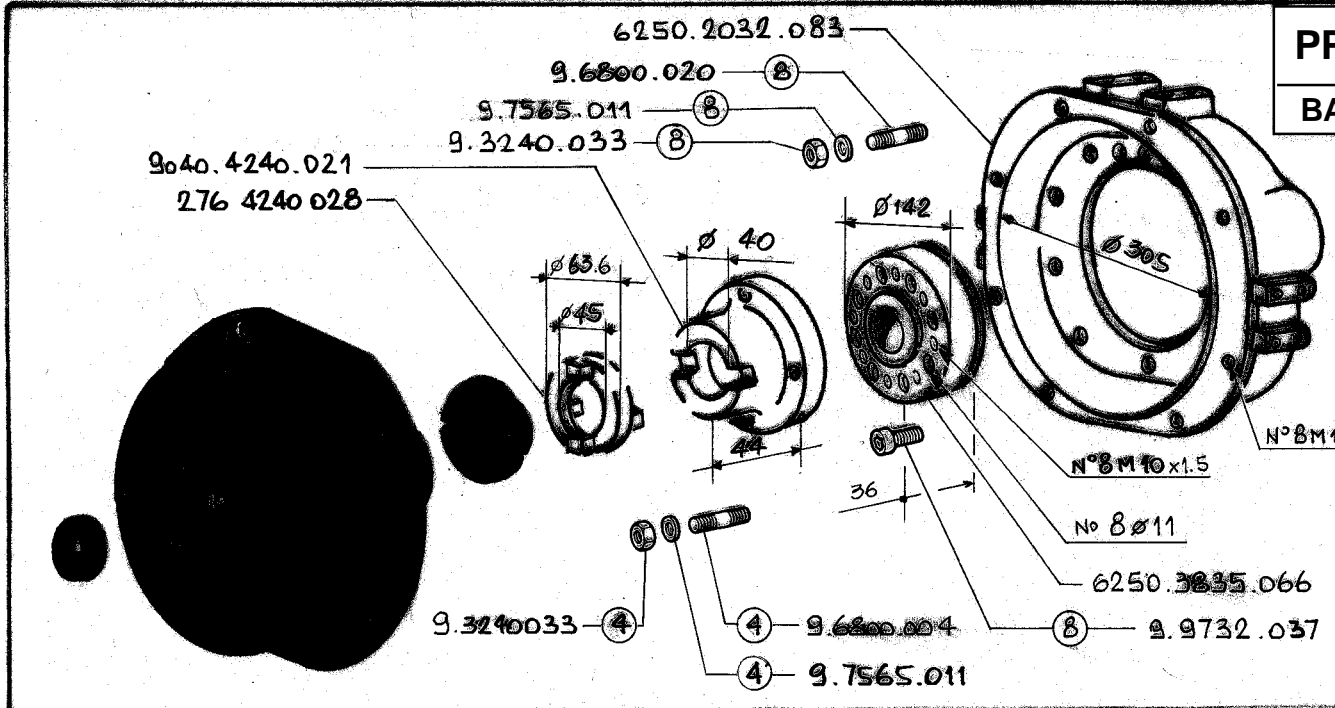
87.092

GR. 5 Eaton 33.39.46 - 2PTO KIT 8220.8888.383

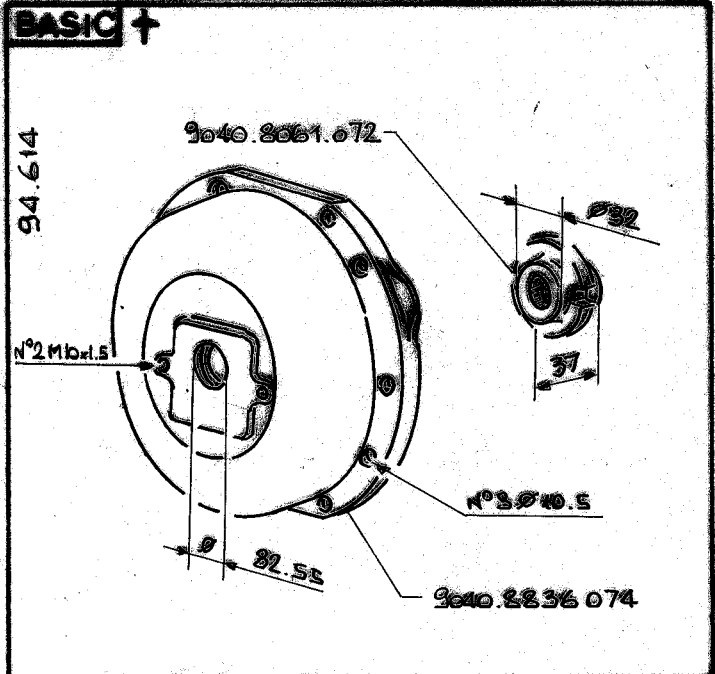
BASIC +

20.01.1986

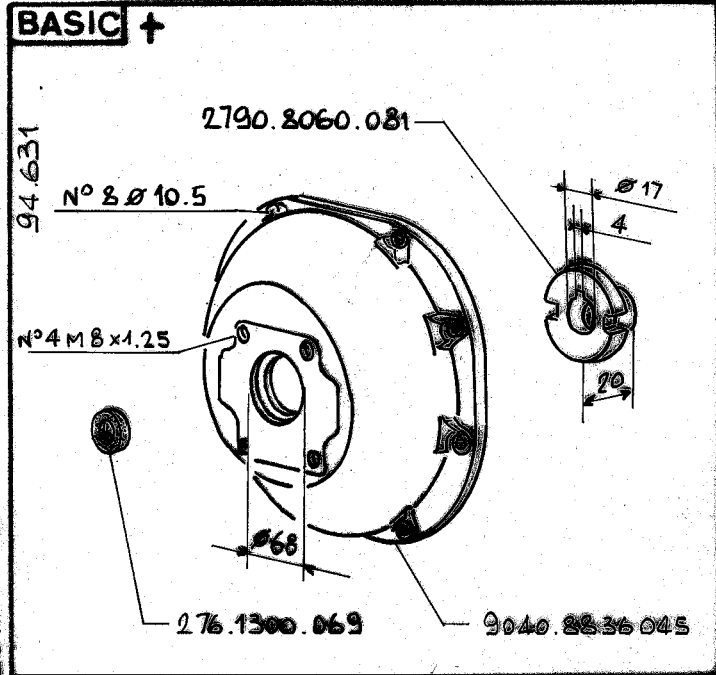
GR. KIT




GR. 11 2PD-1PTO KIT 6250.8888.565



GR. 11 Cessna 70142-1PTO KIT 6250.8888.566

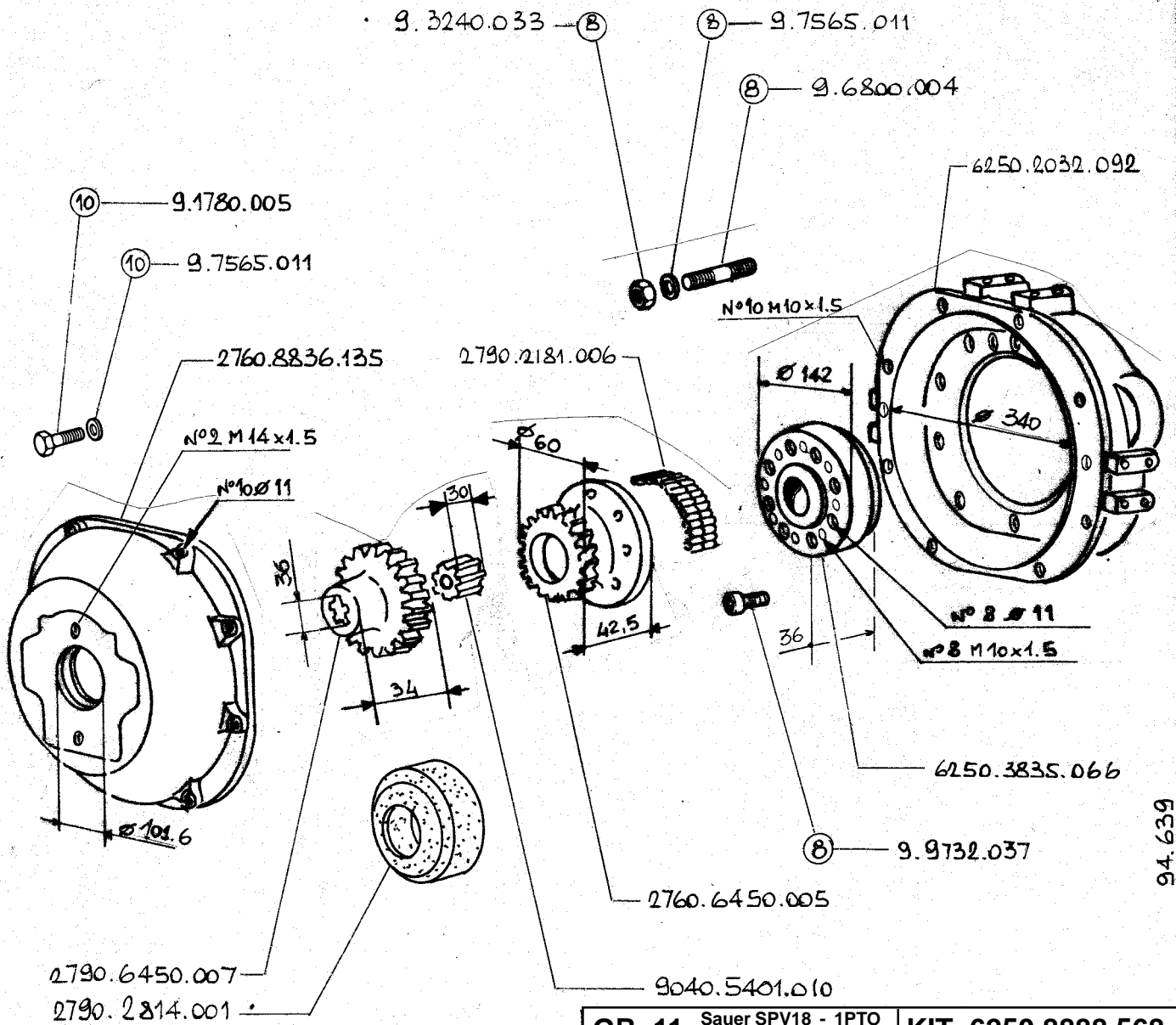


GR. 11 Turolla - 1PTO Marzocchi KIT 6250.8888.567



GR. 11 KIT

20.01.1986



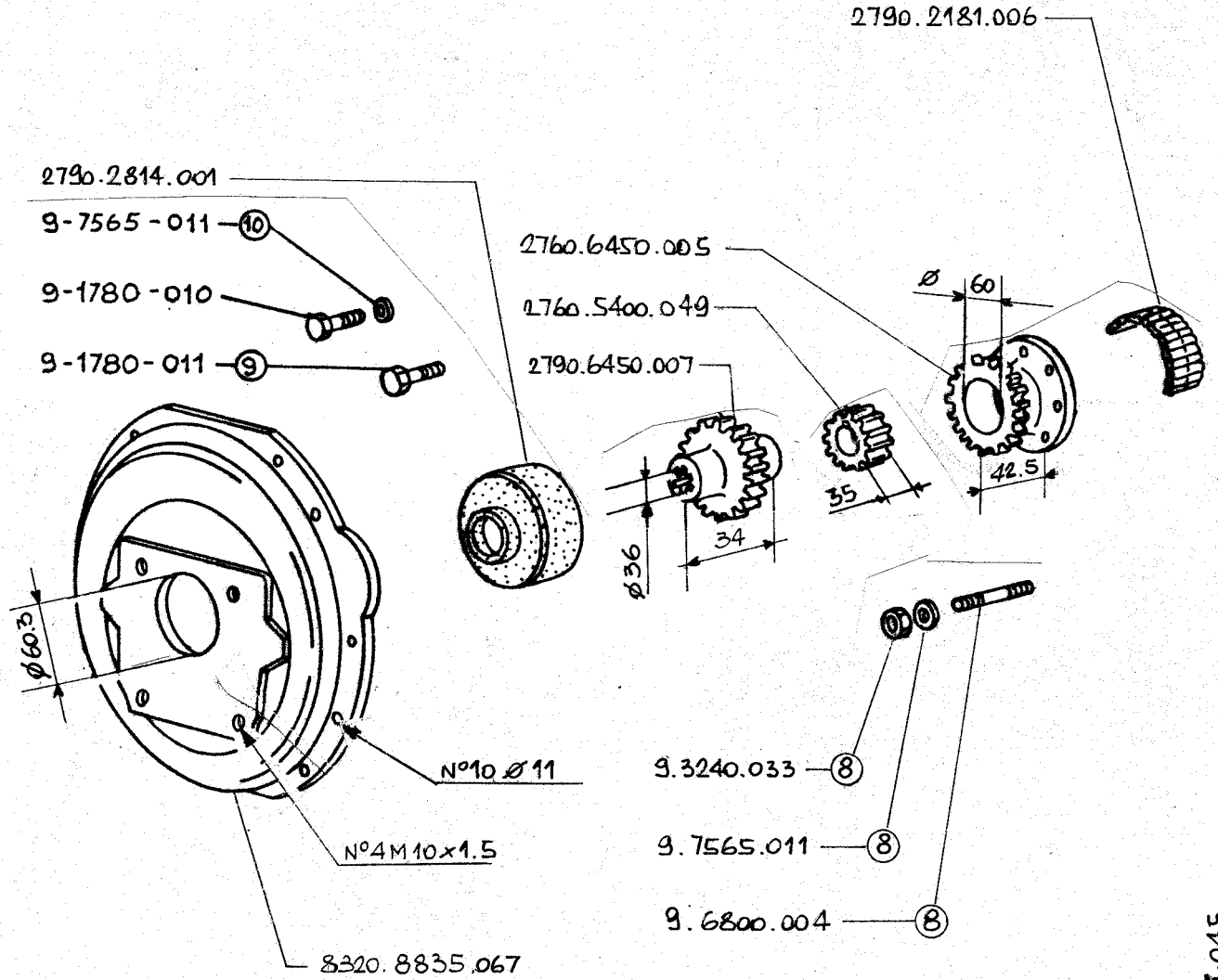
94.639

GR. 11	Sauer SPV18 - 1PTO Sunstrand 18	KIT 6250.8888.568
--------	------------------------------------	-------------------

BASIC +

20.01.1986

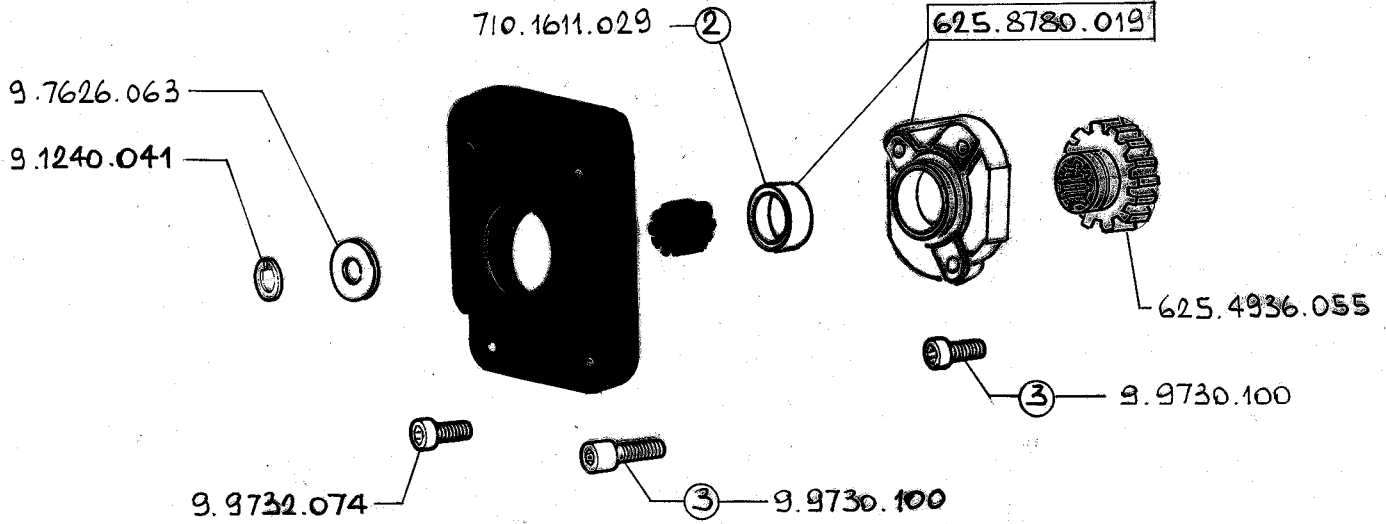
GR.	KIT
-----	-----



2600 G/1 - R.P.M

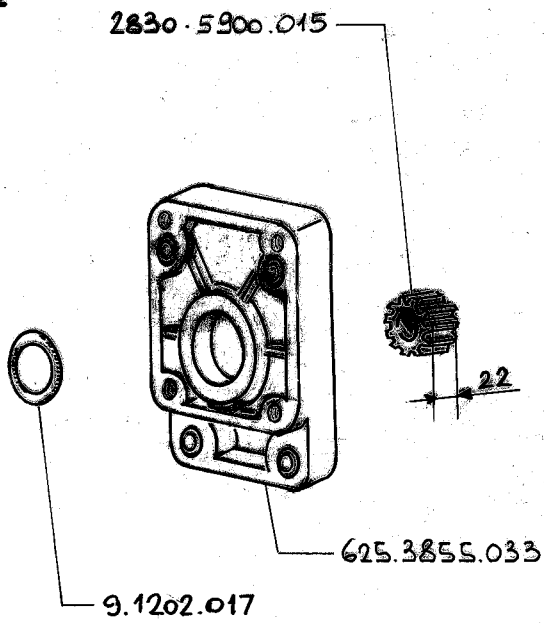
GR. 5	3,5PD-1PTO	KIT 2760.8888.386
-------	------------	-------------------

BASIC +



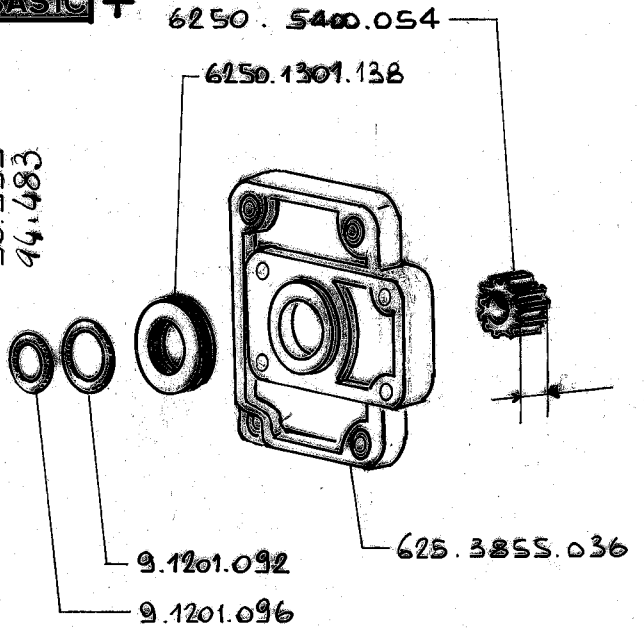
BASIC +

96.594



BASIC +

96.595
44.483



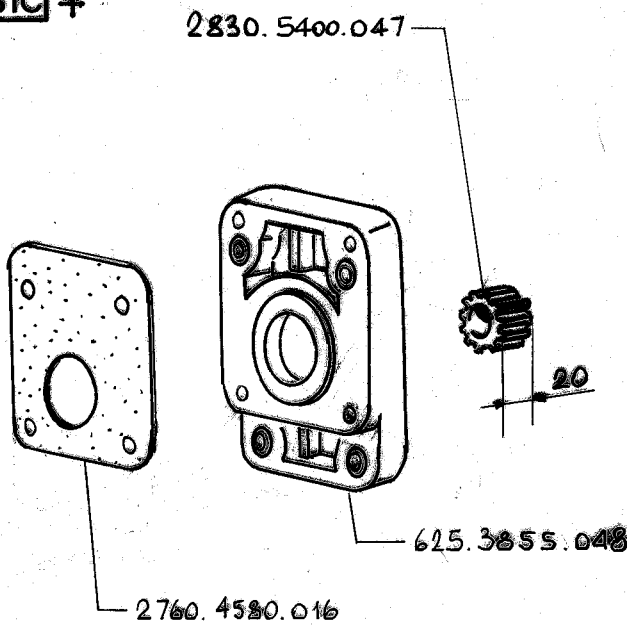
GR. 11 2PS-3PTO KIT 6250.8888.550

GR. 11 1PS-3PTO KIT 6250.8888.551

BASIC +

20.01.1986

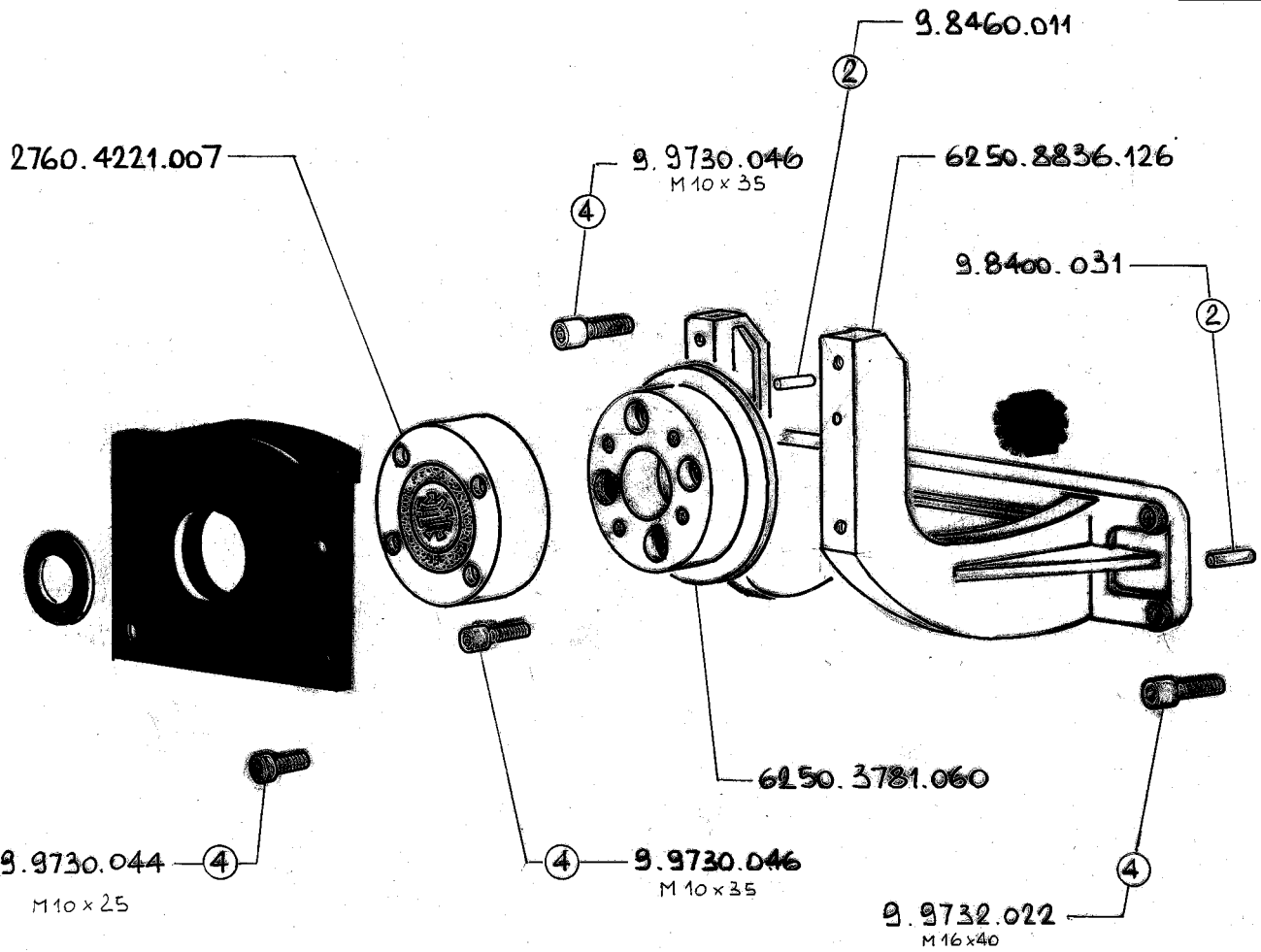
94.773



BASIC +

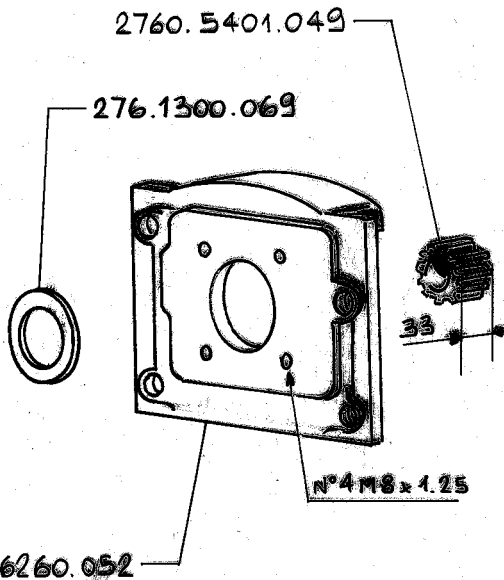
GR. 11 Bosch CL101 - 3PTO KIT 6250.8888.569

GR. KIT



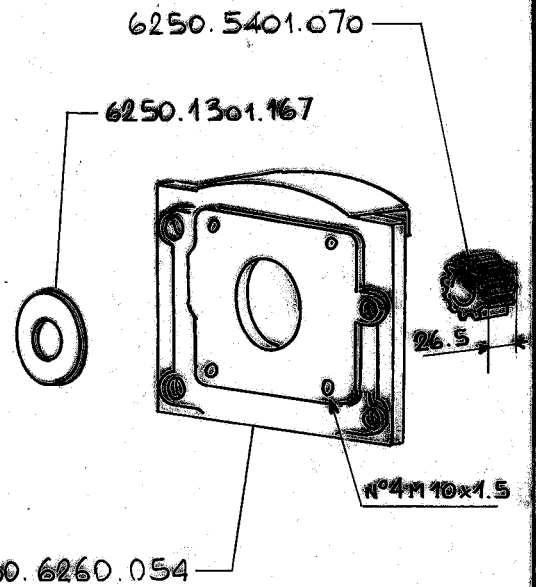
BASIC +

94.923



BASIC +

94.924



20.01.1986

96.596

625.4936.060

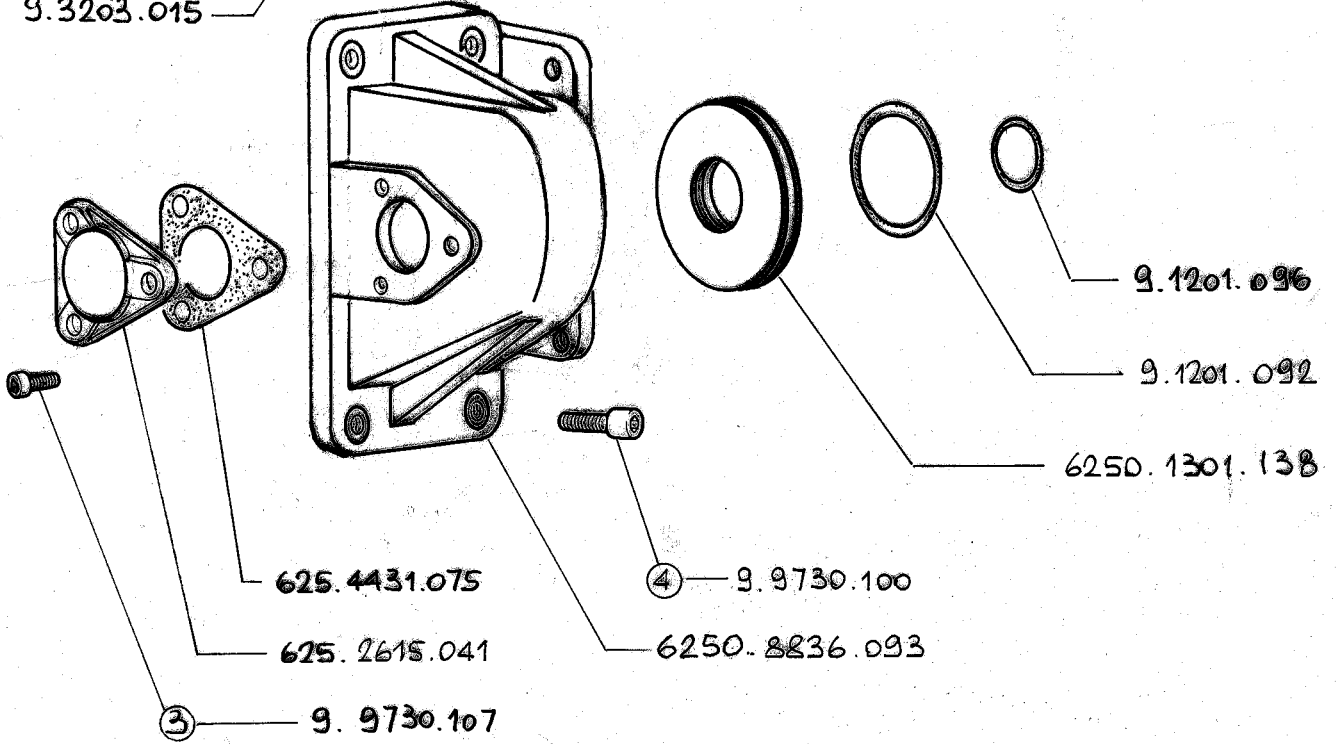
9.8400.048

9.7625.026

2830.5400.034

9.3203.015

625.1015.052

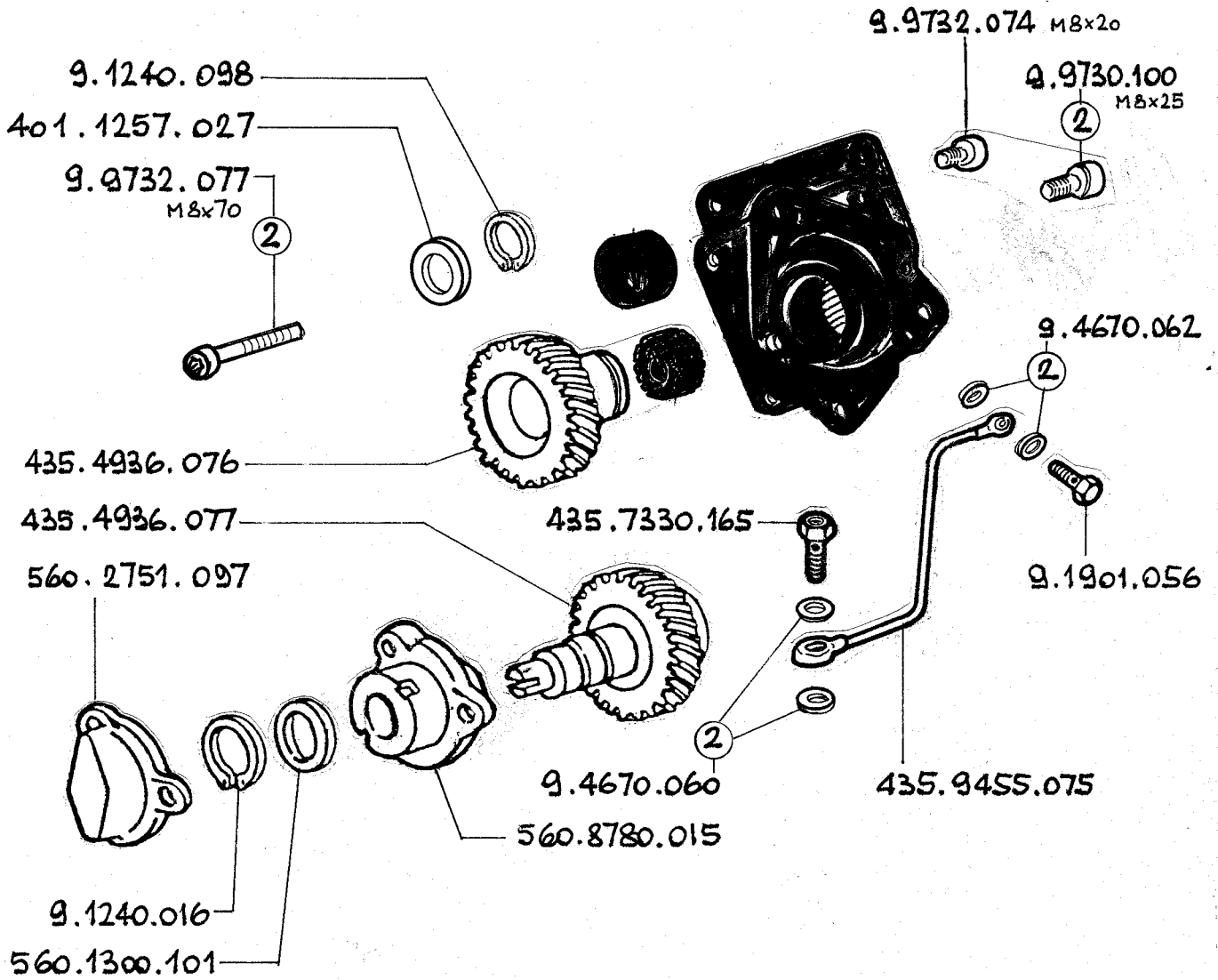


GR. 11 1PS - 4PTO KIT 6250.8888.552

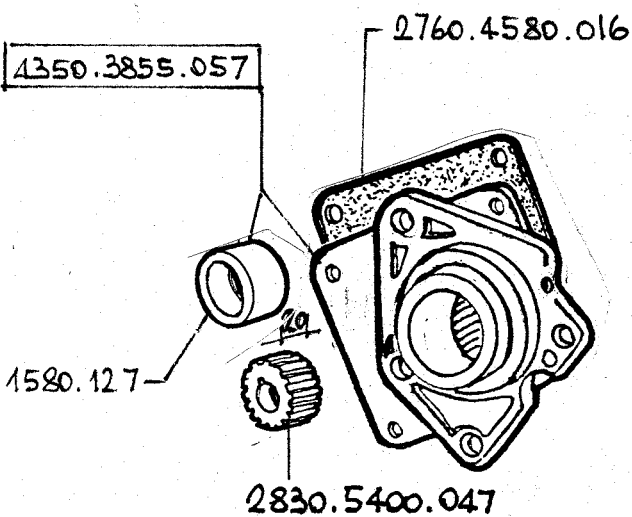
BASIC +

20.01.1986

GR. KIT

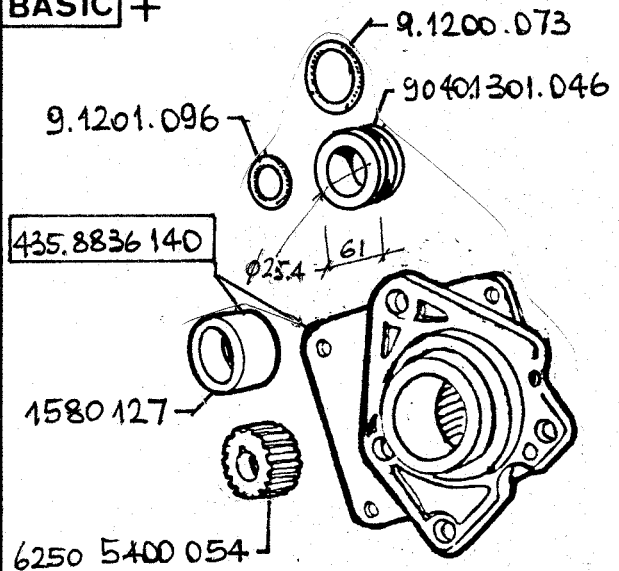


BASIC +



GR.12 BOSCH HY/ZFR - 3PTO KIT 4350.8888.580

BASIC +



GR.12 1PD - 3PTO KIT 4350.8888.581

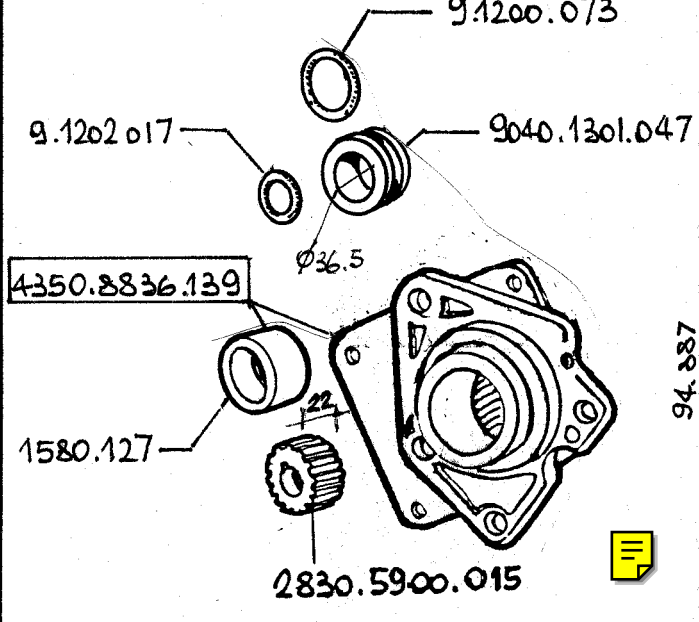
30.01.1990 21.04.1992

93.405

94.885



BASIC +



GR. 12 2PD - 3PTO | KIT 4350.8888.582

BASIC +

GR. | KIT

BASIC +

BASIC +

GR. | KIT

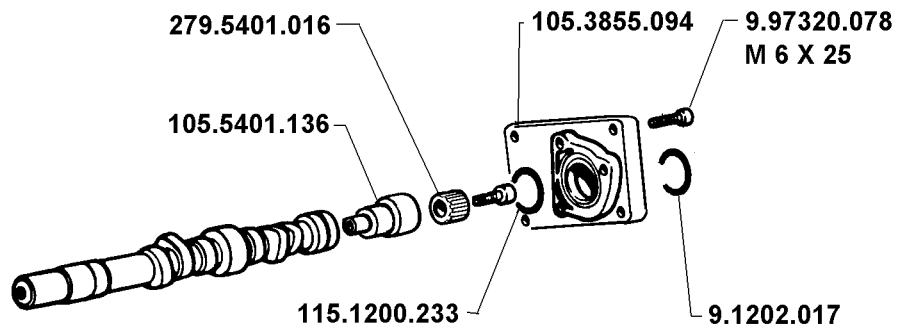
GR. | KIT

BASIC +

BASIC +

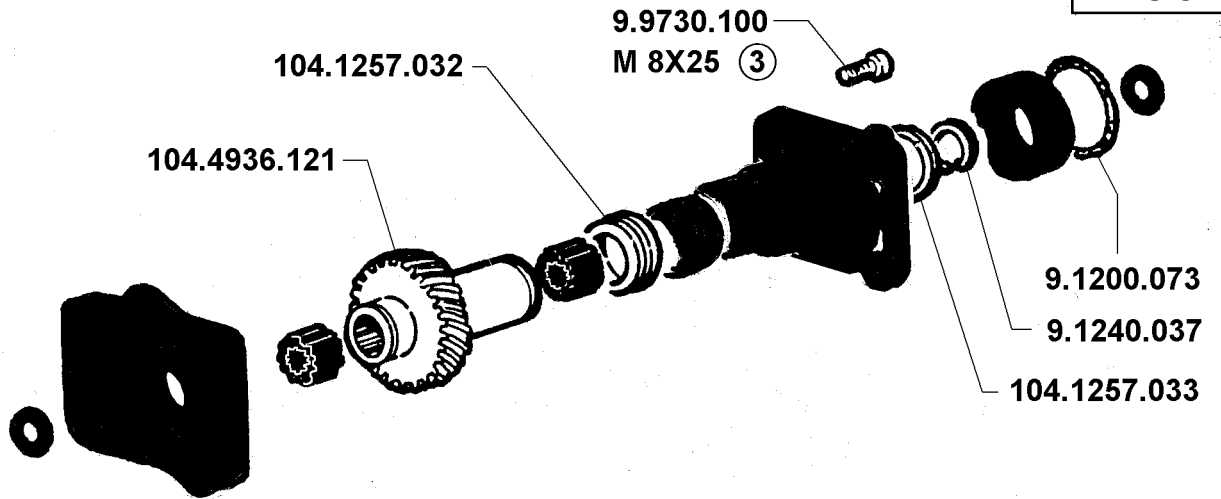
GR. | KIT

GR. | KIT

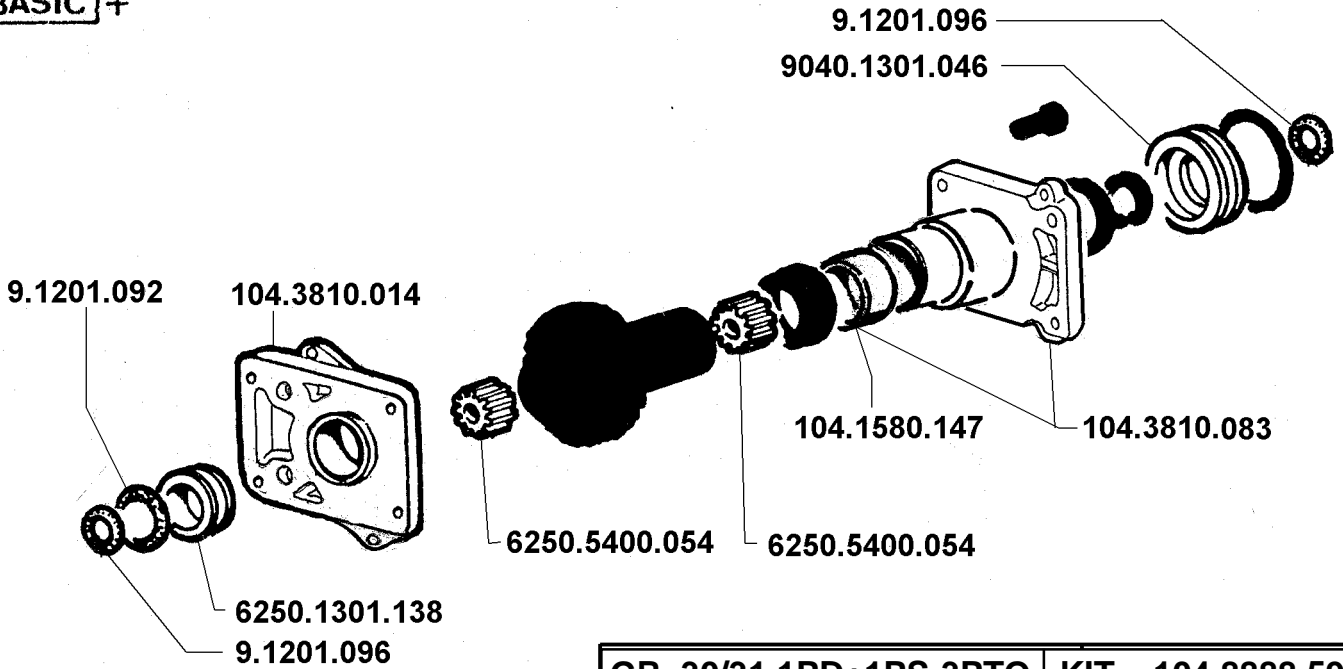


GR. 32/33/34 2PD - 3PTO KIT 105.8888.585

BASIC +

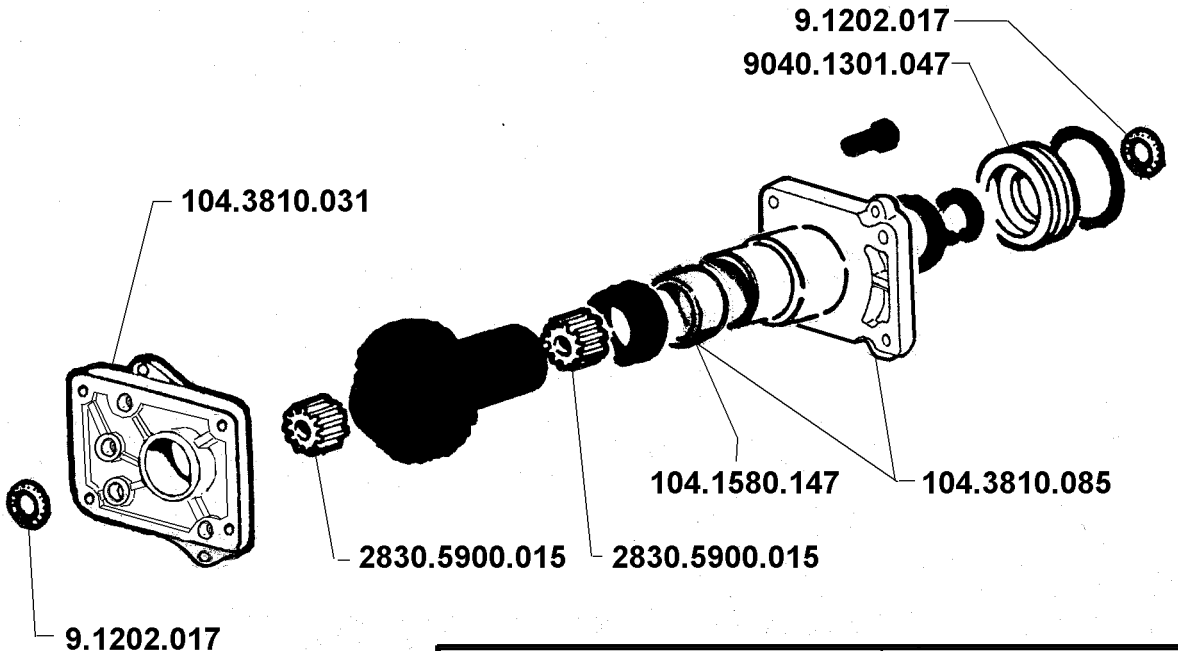


BASIC +




GR. 30/31 1PD+1PS-3PTO KIT 104.8888.590

BASIC +



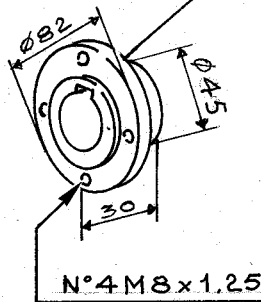
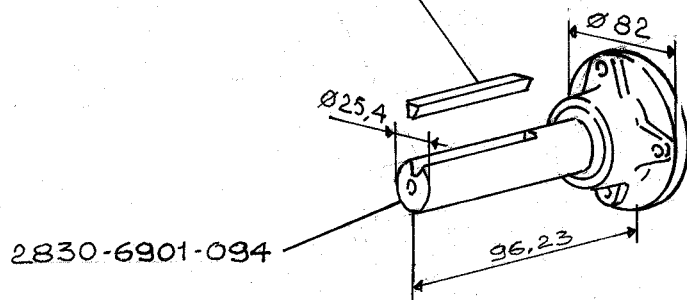
GR. 30/31 2PD+2PS-3PTO KIT 104.8888.591



BASIC +

9-2280-050

2830-3835-019



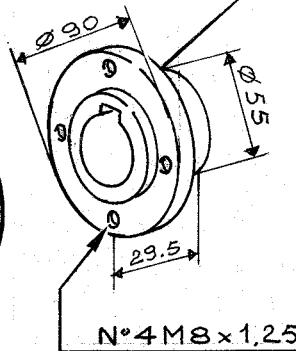
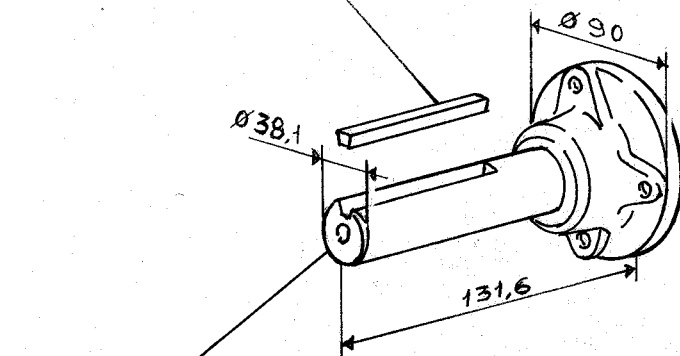
92.043

GR. 3 1" KIT 2830.8888.836

BASIC +


9-2280-068

2720-3835-031



92.044

GR. 4-7 1"1/2 KIT 2790.888.837



9-1780-031 (8)

9-7565-011 (8)

* NON PIU' DISPONIBILE / NO LONGER AVAILABLE

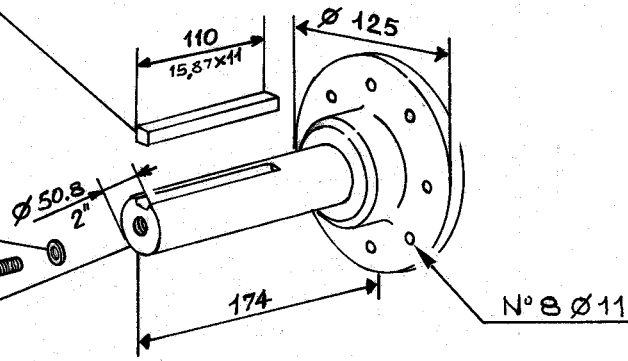
BASIC +

9-2280-069

9.7626.027

9.1780.031

2760-1110-088



89.090

GR. 5-8-9 2" KIT 8220.8888.838

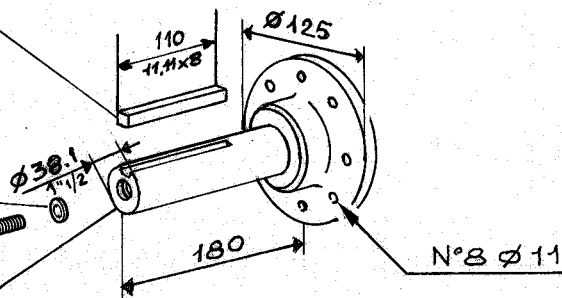
BASIC +

9-2280-064

9.7626.027

9.1780.031

2760-1110-044



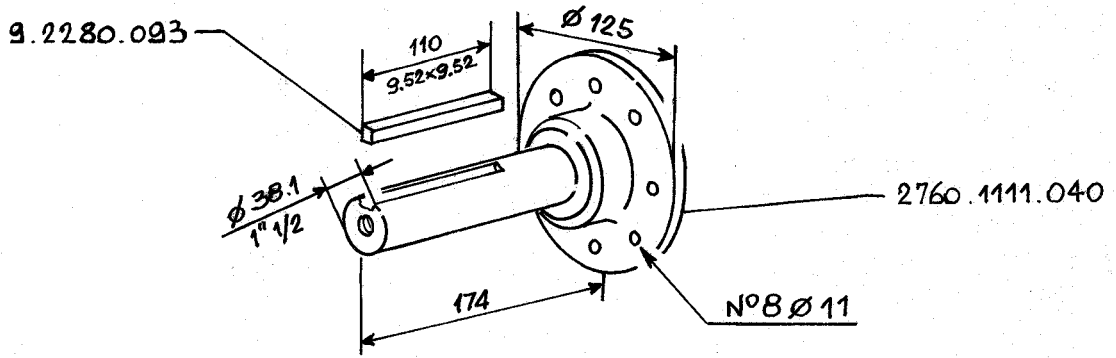
89.089

GR. 5-8-9 1"1/2 KIT 8220.8888.839*

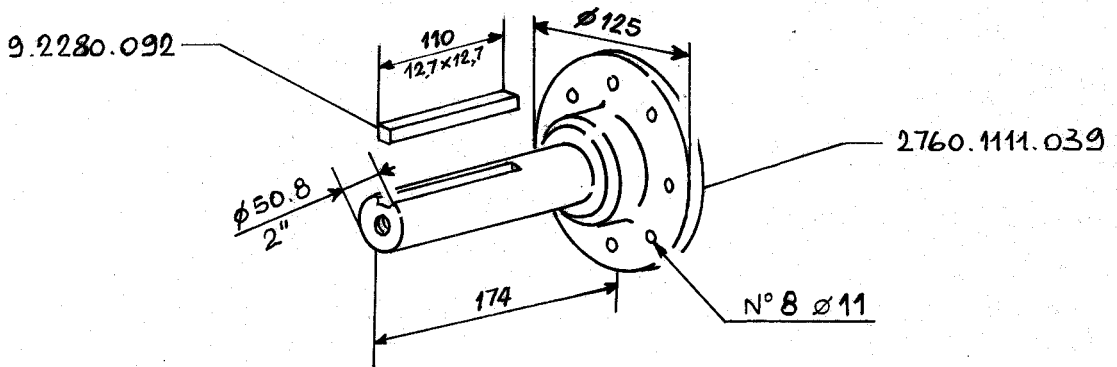
15-12-1983 20.01.1986

*

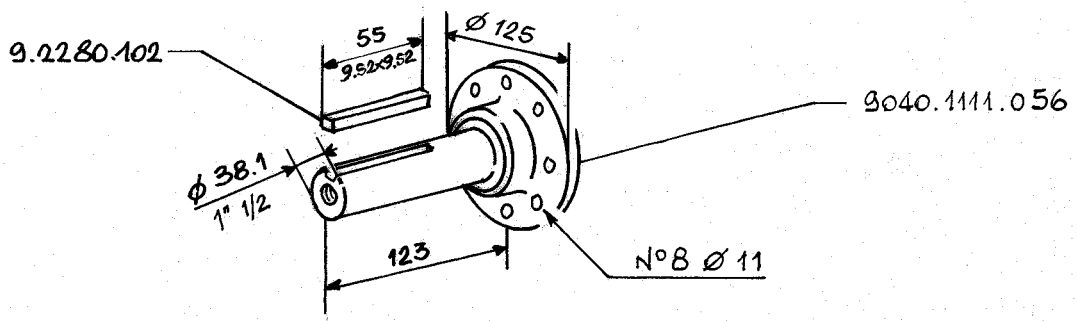




GR. 5-8-9 1"1/2 KIT 8220.8888.841



GR. 5-8-9 2" KIT 8220.8888.842

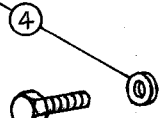


GR. 8 1"1/2 KIT 9040.8888.843

PR 03

BASIC

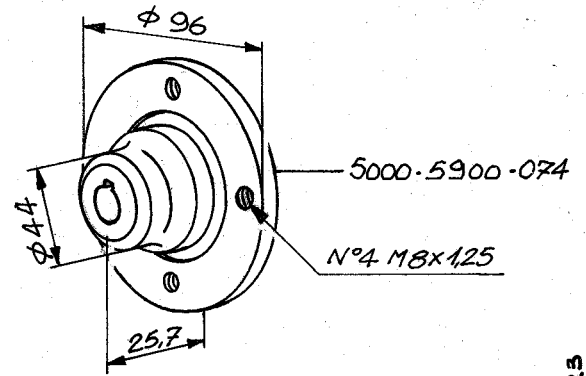
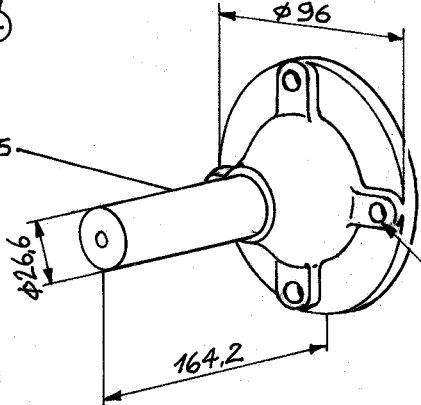
9-7565-007



9-1770-006

4

5000-6902-005



96.025

GR. 6 1" KIT 5000.8888.840

BASIC +

GR. KIT

BASIC +

GR. KIT

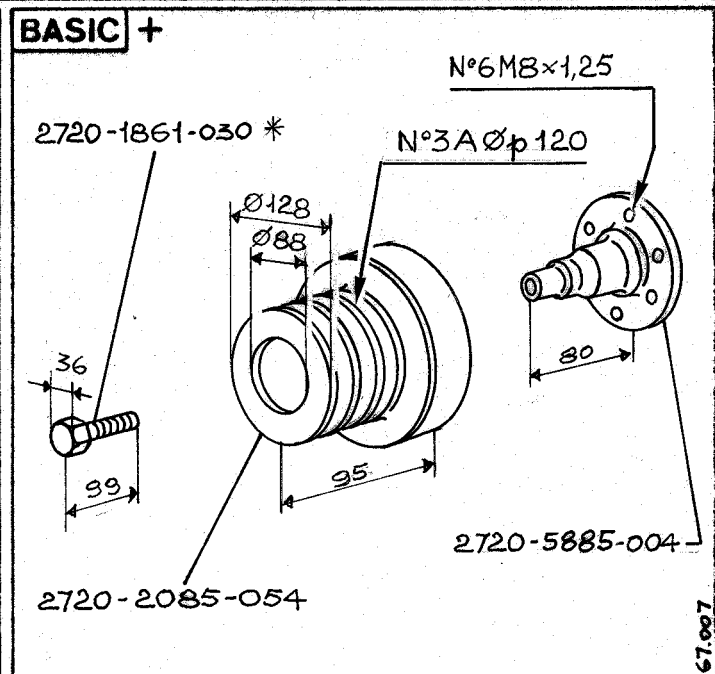
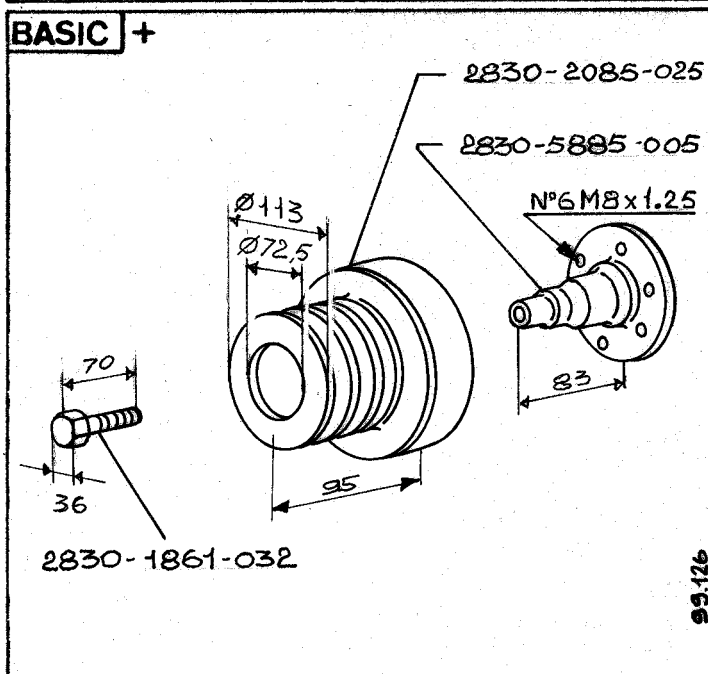
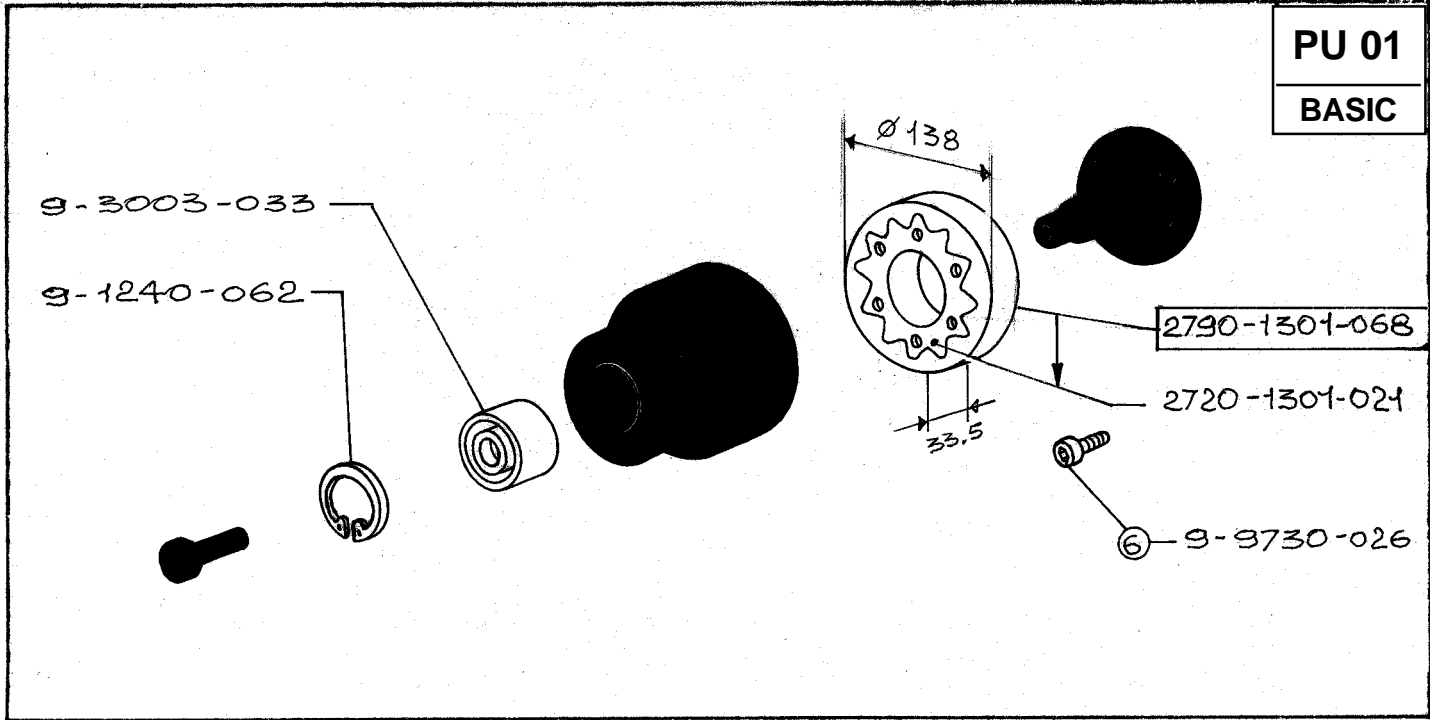
BASIC +

GR. KIT

BASIC +

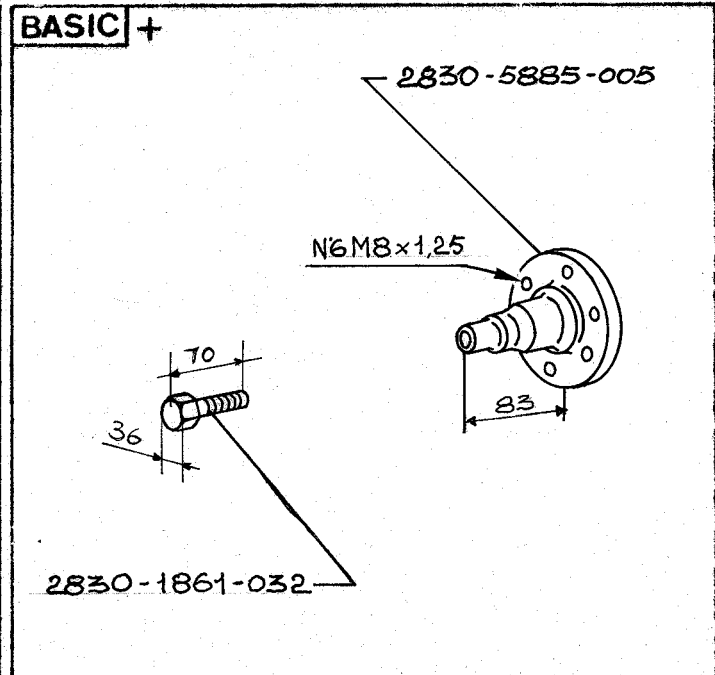
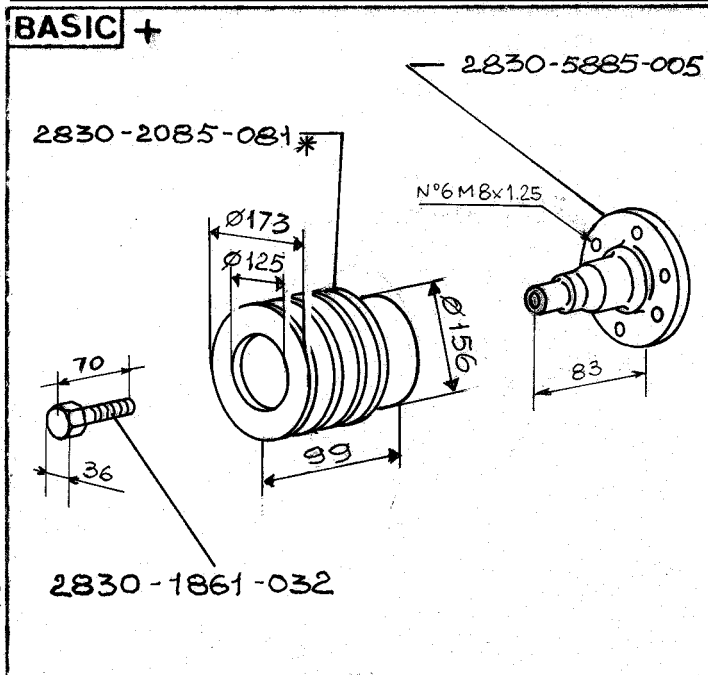
GR. KIT

15.12.1983



GR. 2-3 KIT 7000.8888.752

GR. 4-7 KIT 2720.8888.753



GR. 2-3 KIT 7000.8888.757

GR. 3 KIT 2830.8888.759*

* NON PIÙ DISPONIBILE / NO MORE AVAILABLE

15-12-1983 18.9.1985

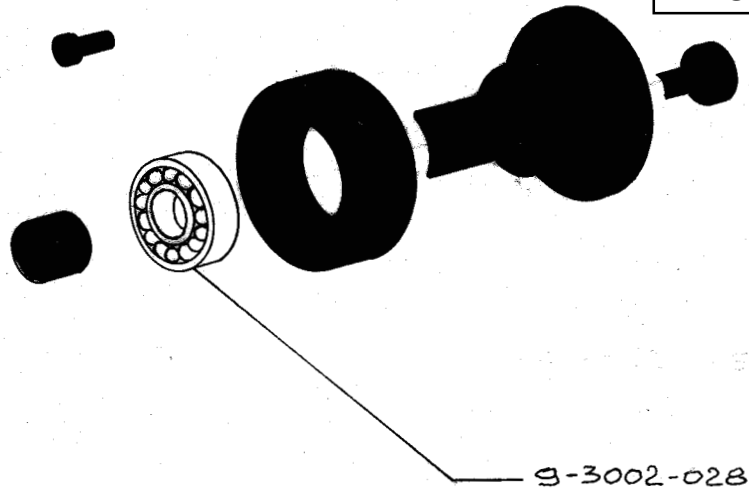
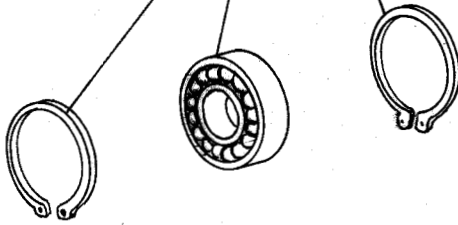
PU 02

BASIC

9-1240-068

9-3002-028

9-1240-041

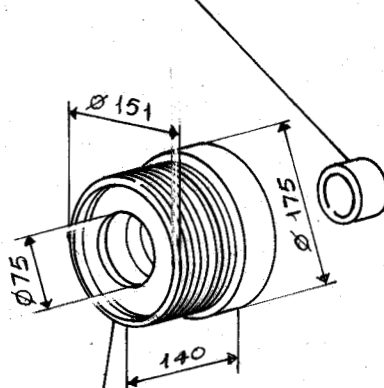


9-3002-028

BASIC +

* NON PIU' DISPONIBILE / NO MORE AVAILABLE

* 2790-3466-016



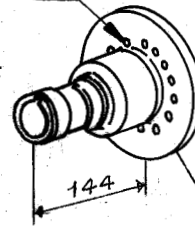
2790-2086-002

N°12 M8x1,25

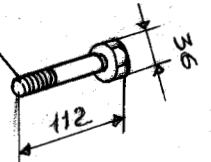
Ø 155
Ø 87

45

N°12 Ø 8,5



2910-1862-020



2830-5885-016

2790-1301-010 *

GR. 4

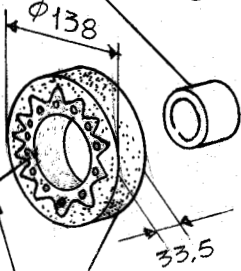
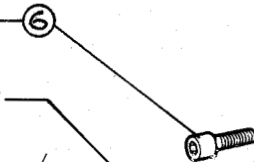
KIT 2790.8888.754*

79.078

BASIC +

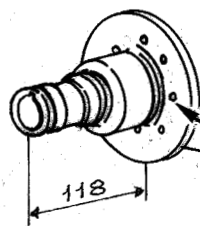
9-9730-026

2790-3466-007



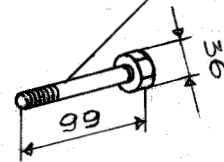
2720-1301-021

2790-1301-068



N°8 M6x1

2760-1861-030 *



2790-5885-012 *

15.12.1983

GR. 4

KIT 2790.8888.758*

68.058

PU 03

BASIC

5000-1300-078

5000-2085-061

5000-7700-085

9-1240-033

N°4 M8X1,25

Ø90

Ø35

Ø122

98

30

5000-5885-015

④ 9-7555-007

④ 9-1780-004

77.018

GR. 1-6

KIT 9000.8888.755

BASIC +

BASIC +

GR.

GR.

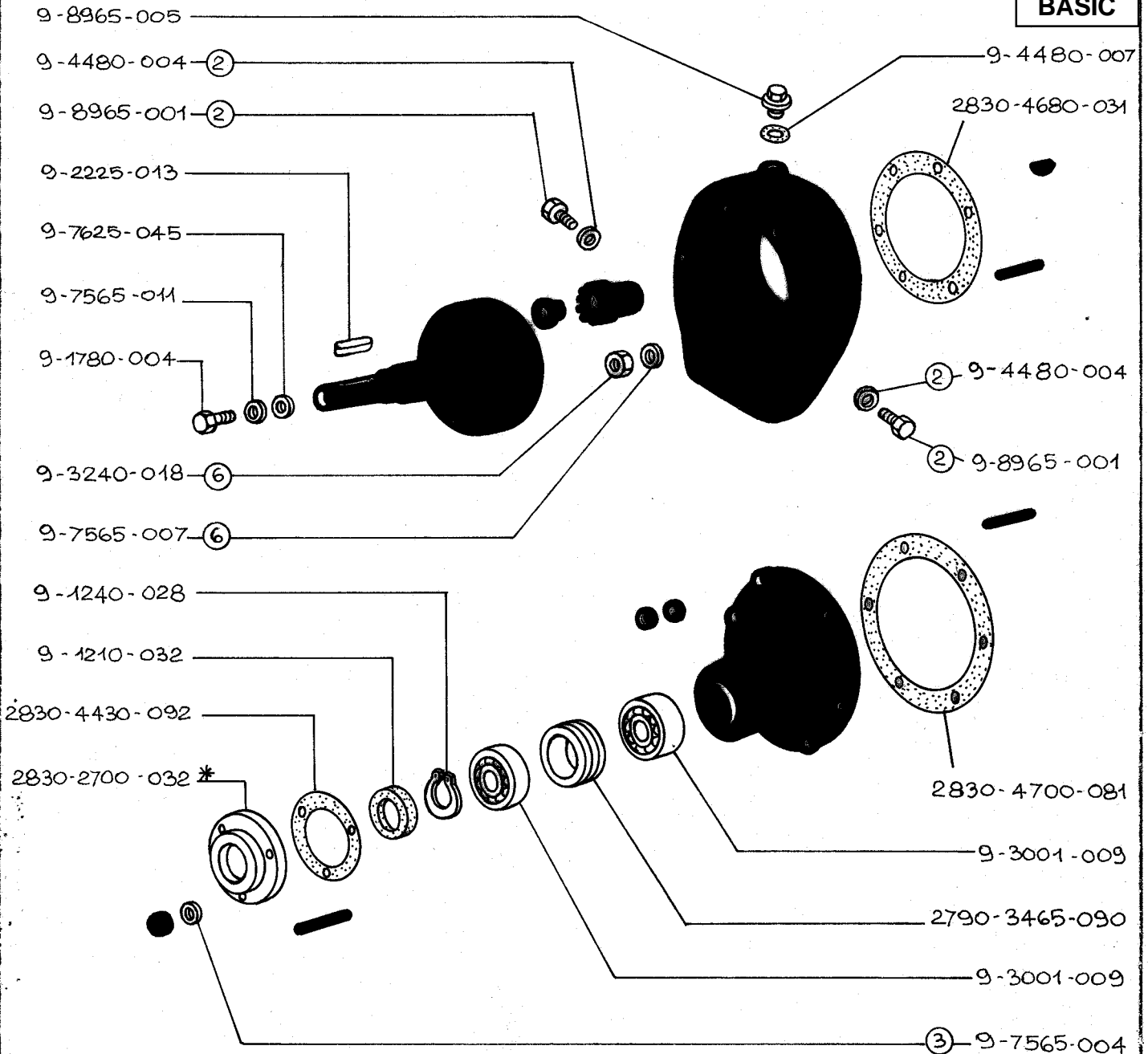
BASIC +

BASIC +

GR.

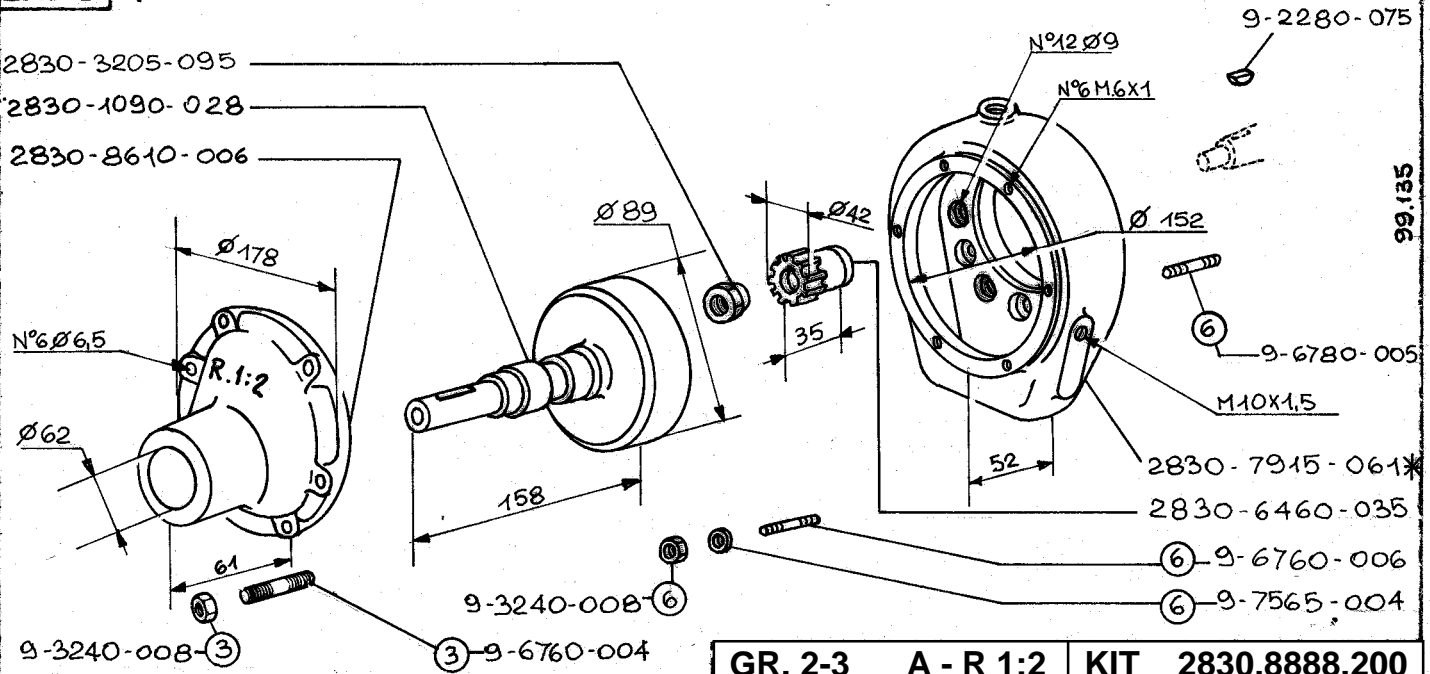
GR.

15.12.1983



* NON PIU' DISPONIBILE / NO MORE AVAILABLE

BASIC +



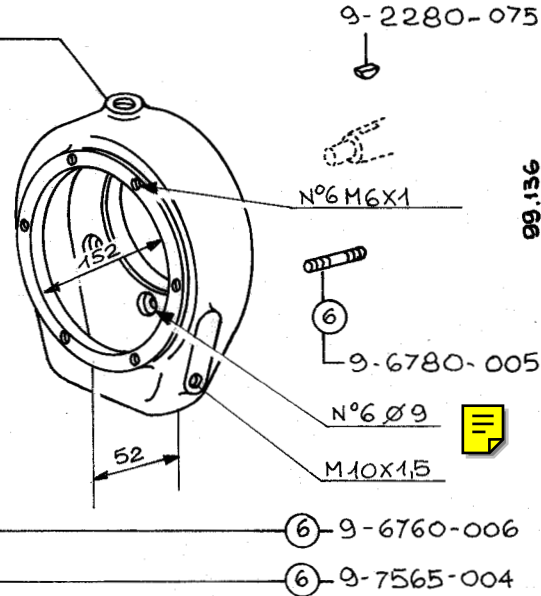
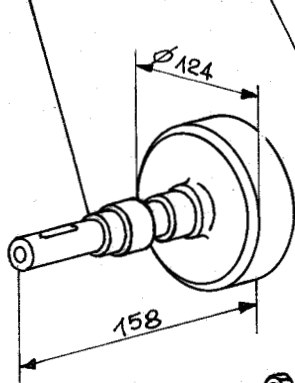
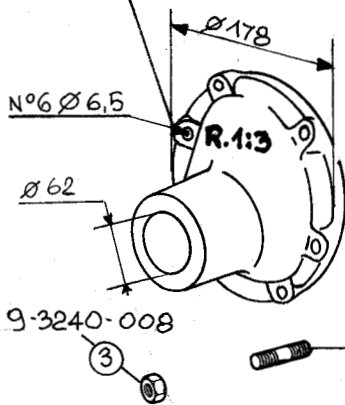
99.135

15.12.1983

⇒ RI 01

BASIC +

- 2830-7915-063*
- 2830-6460-035
- 2830-3205-095
- 2830-1090-007
- 2830-8610-004

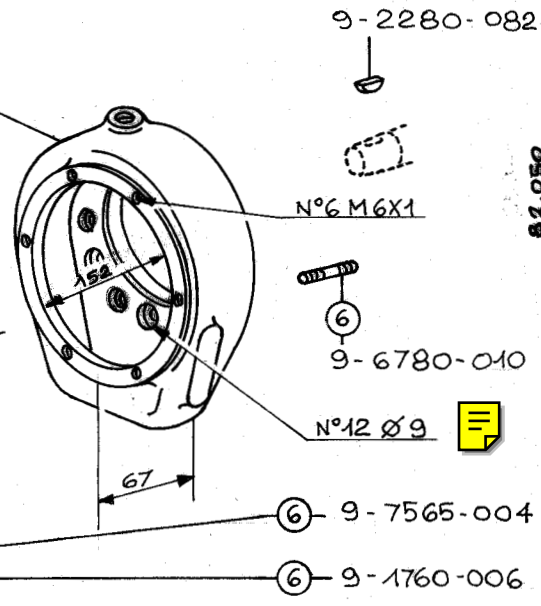
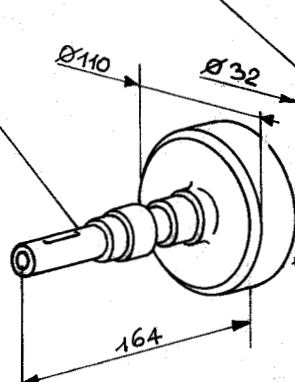
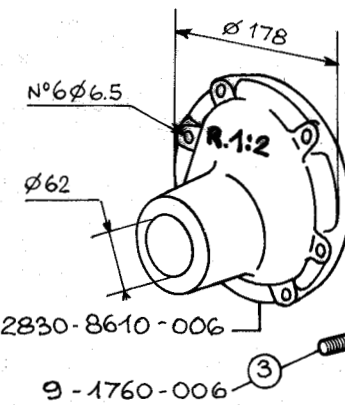


GR. 2-3 A - R 1:3 KIT 2830.8888.201

99.136

BASIC +

- 2790-7915-022
- 2790-6460-045
- 2910-1862-019
- 2830-1090-035



GR. 4-7 A - R 1:2 KIT 2720.8888.216

81.050

BASIC +

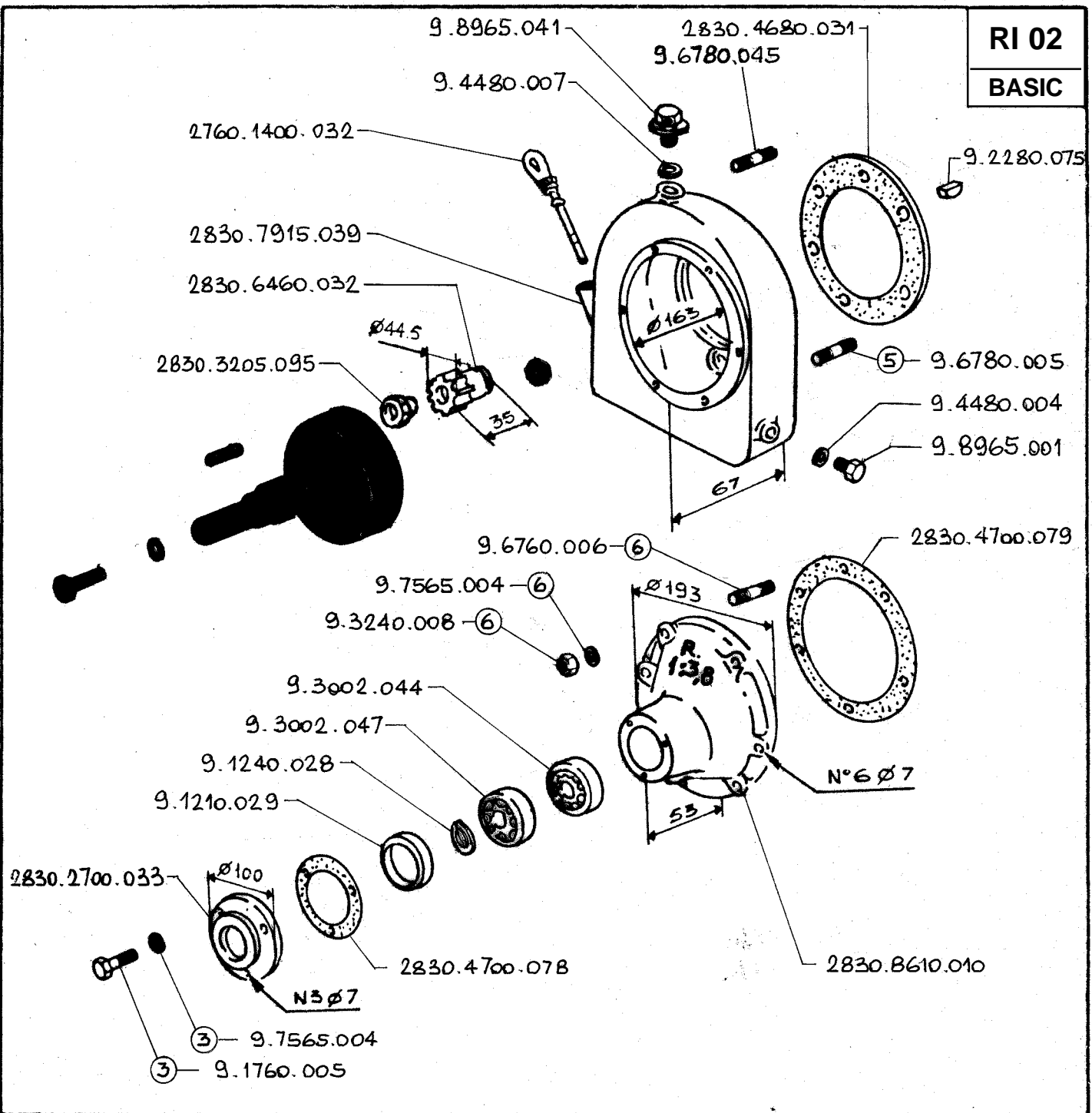
* NON PIU' DISPONIBILE/NO MORE AVAILABLE

15.12.1983

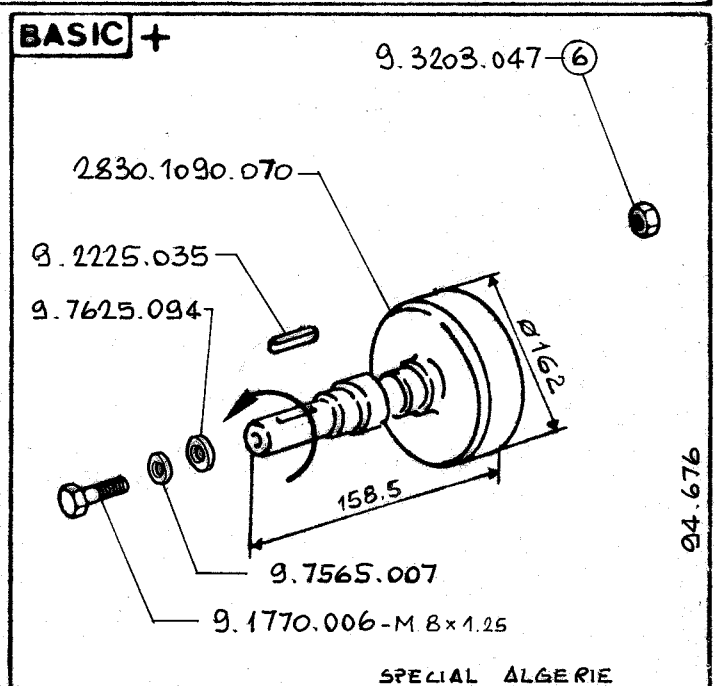
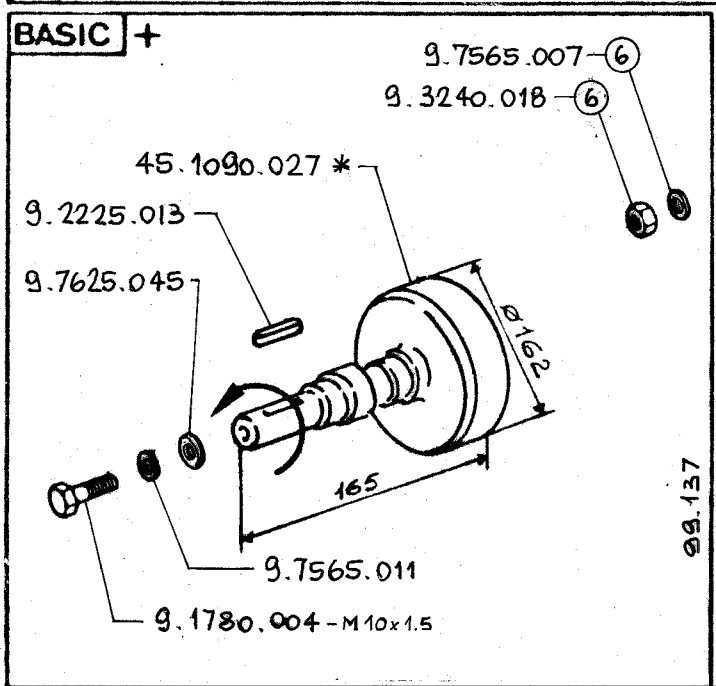
GR. KIT

* NON PIÙ DISPONIBILE / NO LONGER AVAILABLE

RI 02
BASIC



15-10-1985 15-09-1985 20-01-1986



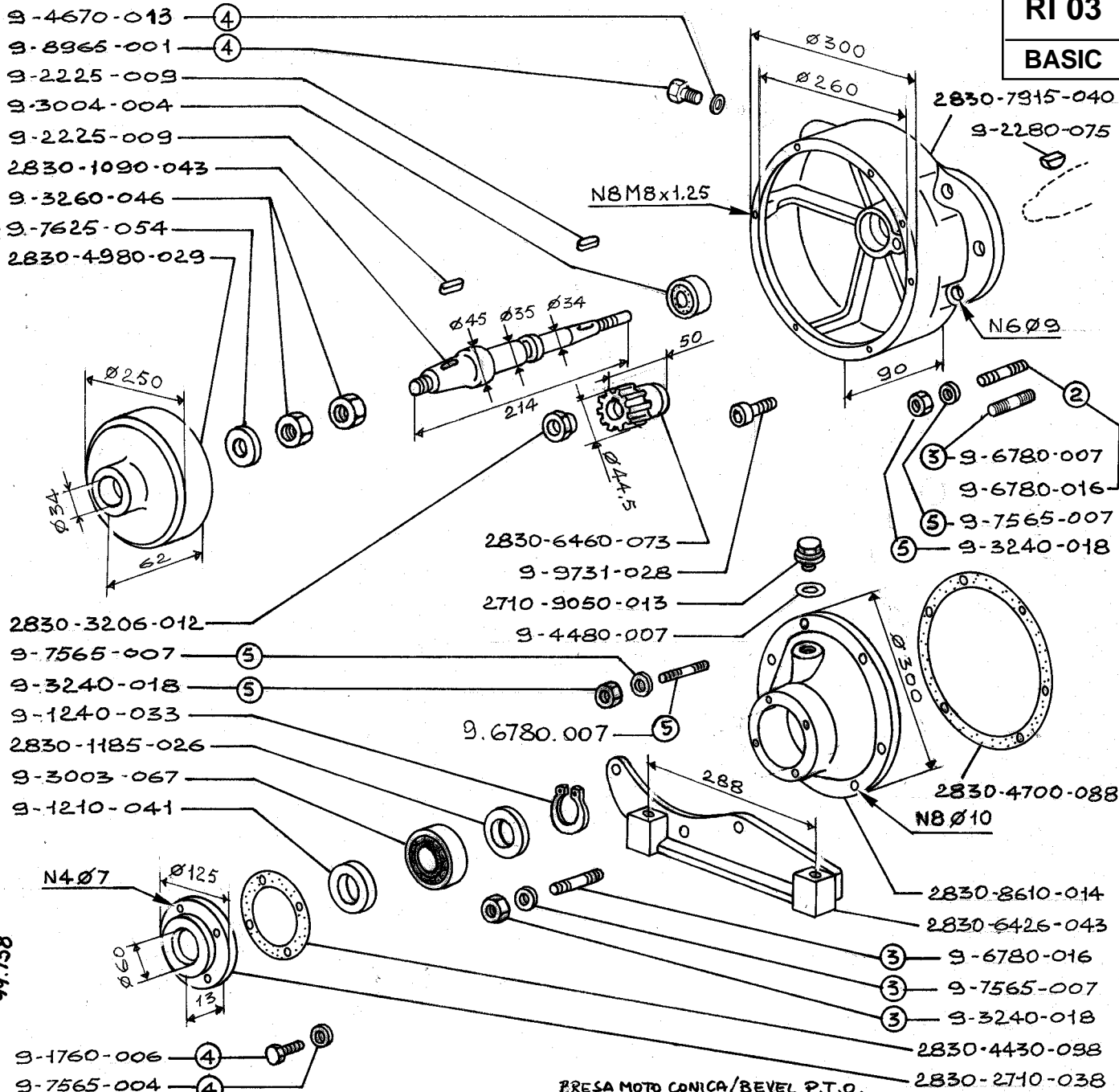
GR. 1-3 A - R 1:3,8 KIT 2830.8888.202

GR. 3 A - R 1:1,38 KIT 2830.8888.206

SPECIAL ALGERIE

RI 03

BASIC



PRESA MOTO CONICA/BEVEL P.T.O.
GR. 3 A - R 1:6 KIT 2830.8888.203

BASIC +

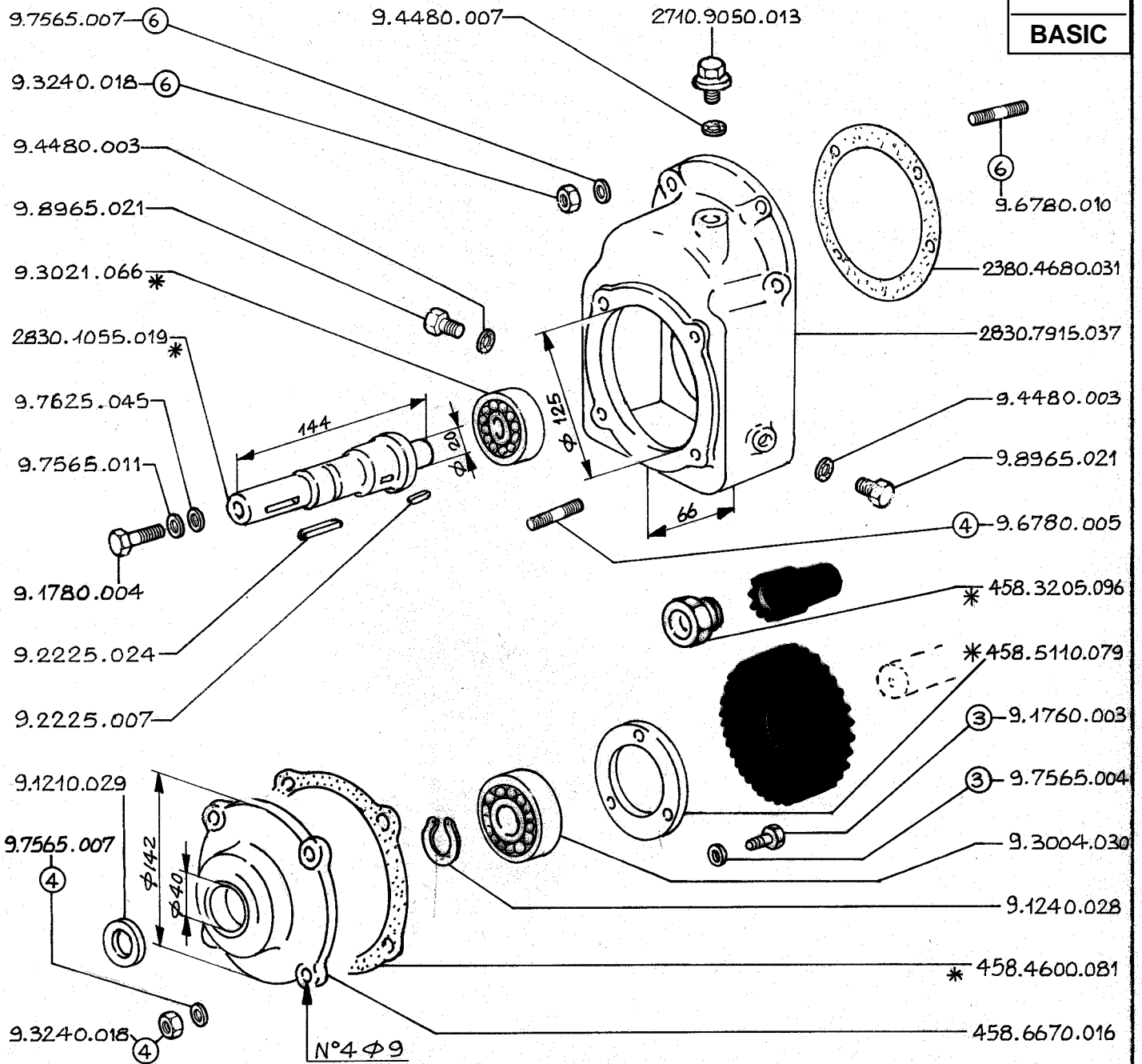
15.12.1983

GR. KIT

RI 04

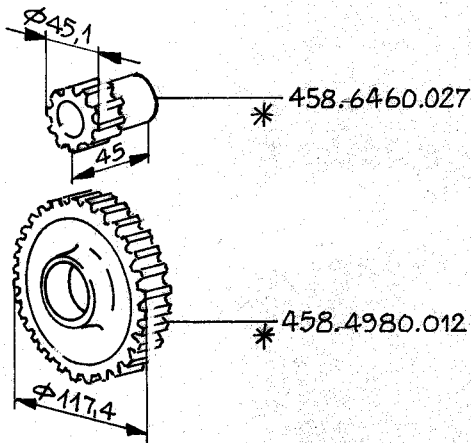
BASIC

*NON PIÙ DISPONIB. / NO MORE AVAILABLE



BASIC +

66.036

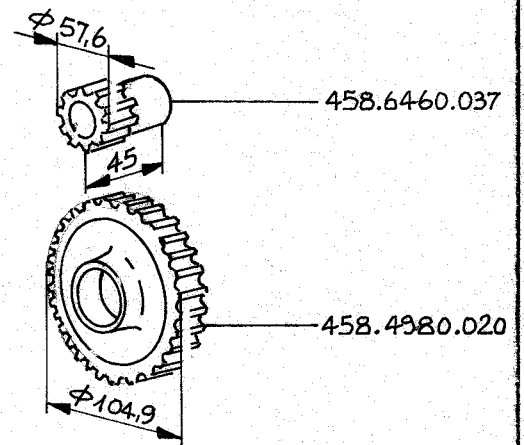


PRESA MOTO CILINDR. - CYLINDR. P.T.O.

GR. 3-4 C - R 1:2,93 KIT 2830.8888.204*

BASIC +

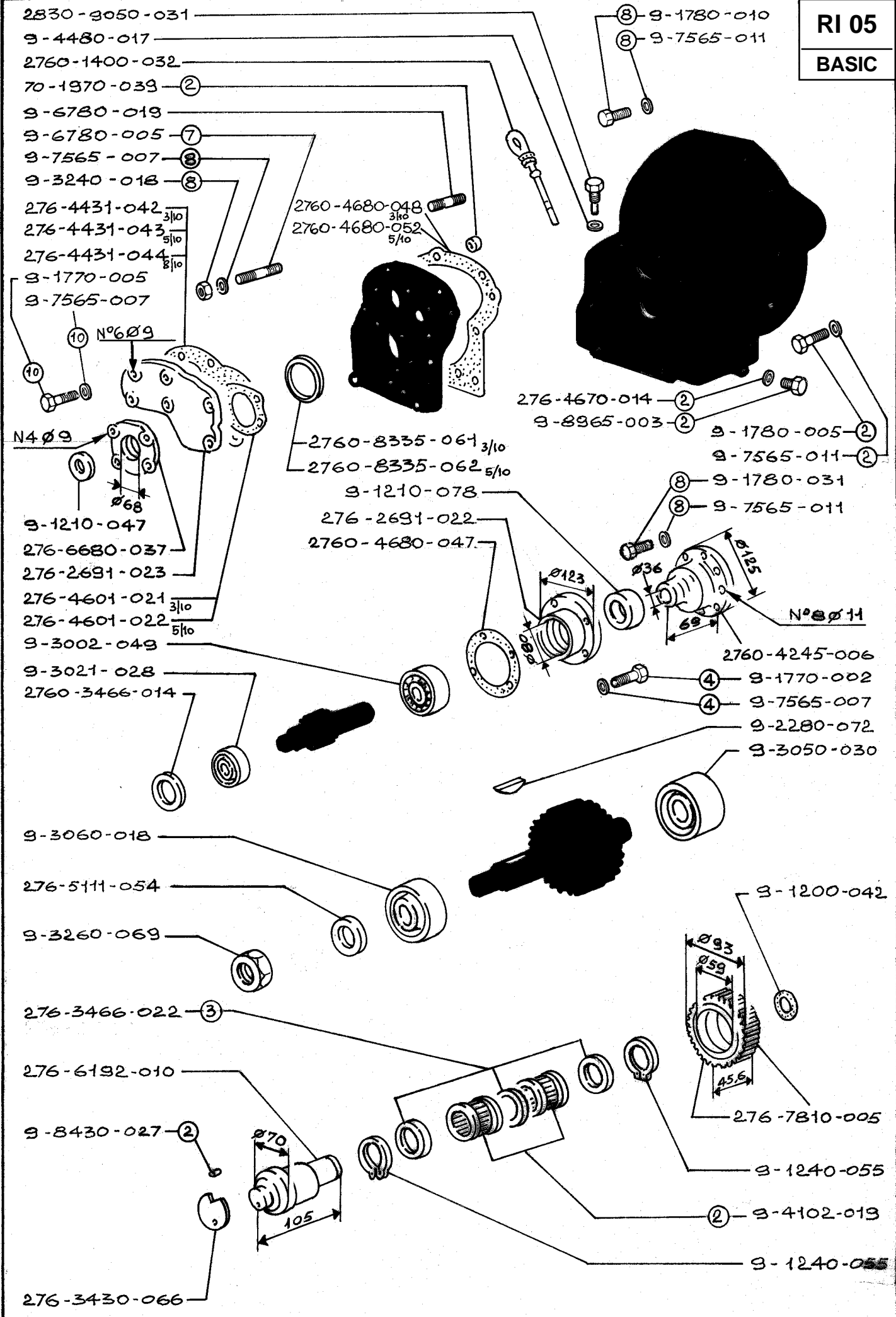
65.012



PRESA MOTO CILINDR. - CYLINDR. P.T.O.

GR. 3-4 C - R 1:1,95 KIT 2830.8888.205

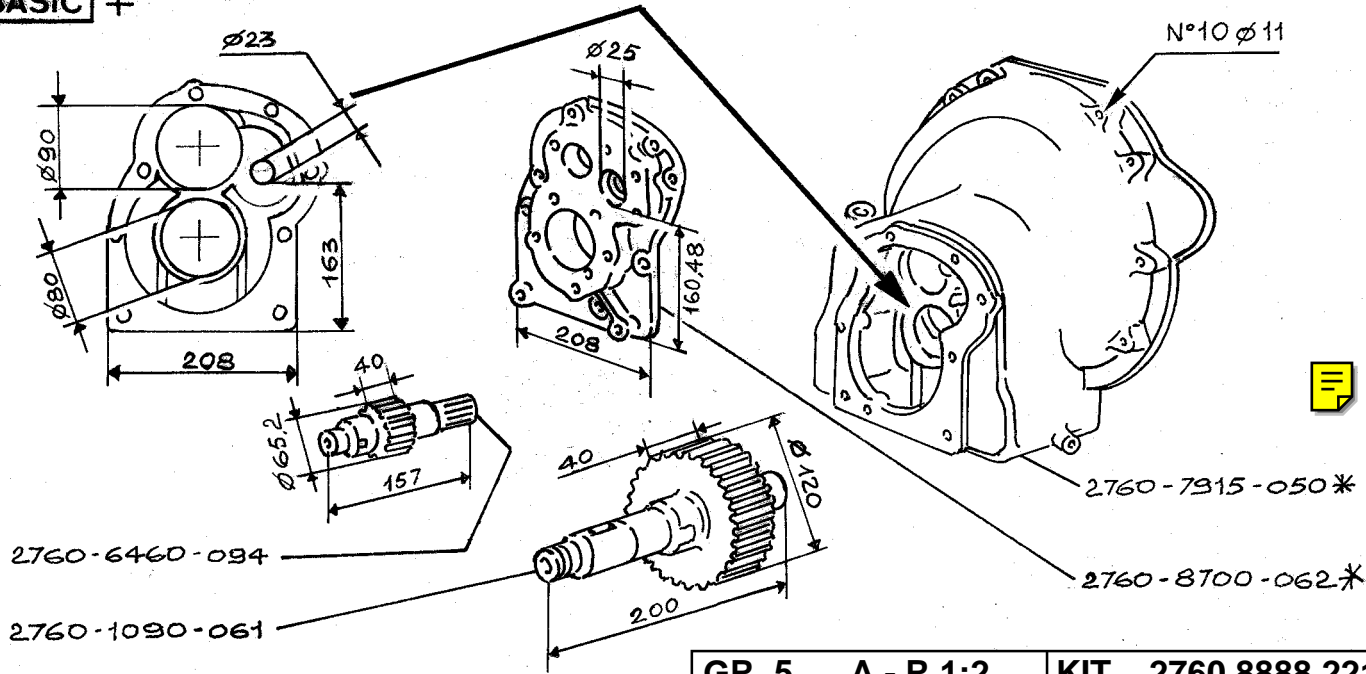
15.12.1983



15.12.1983



BASIC +

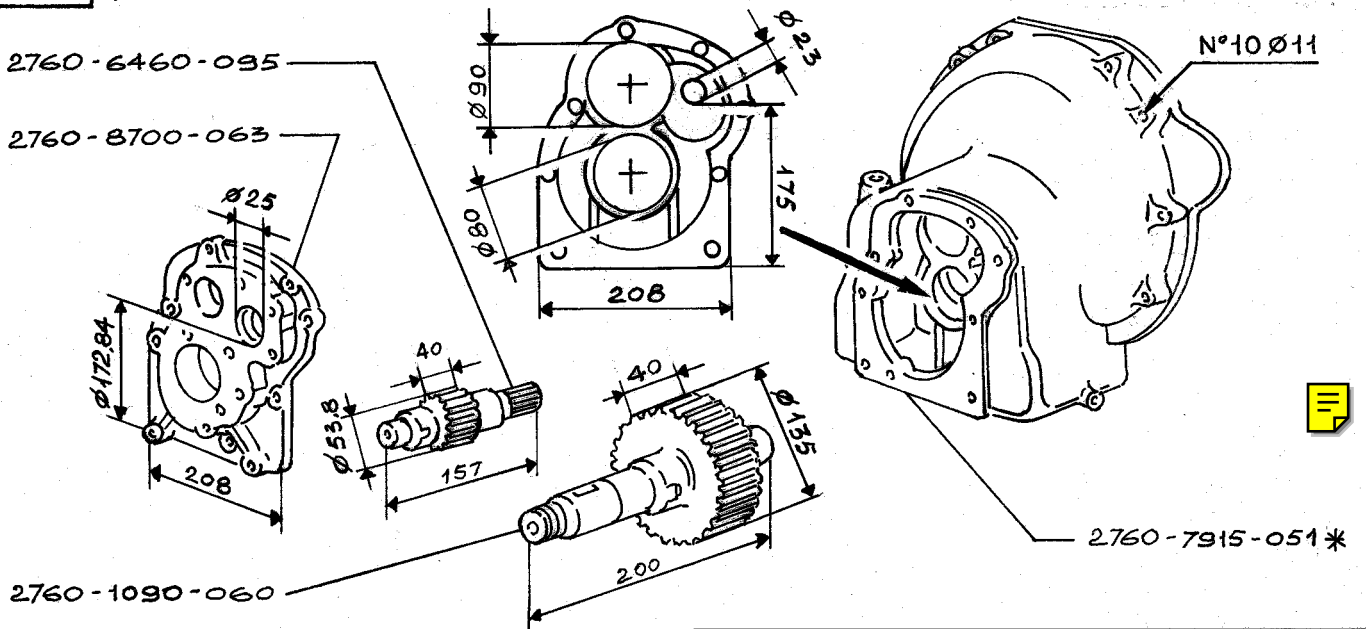


GR. 5 A - R 1:2 KIT 2760.8888.221

85.045



BASIC +

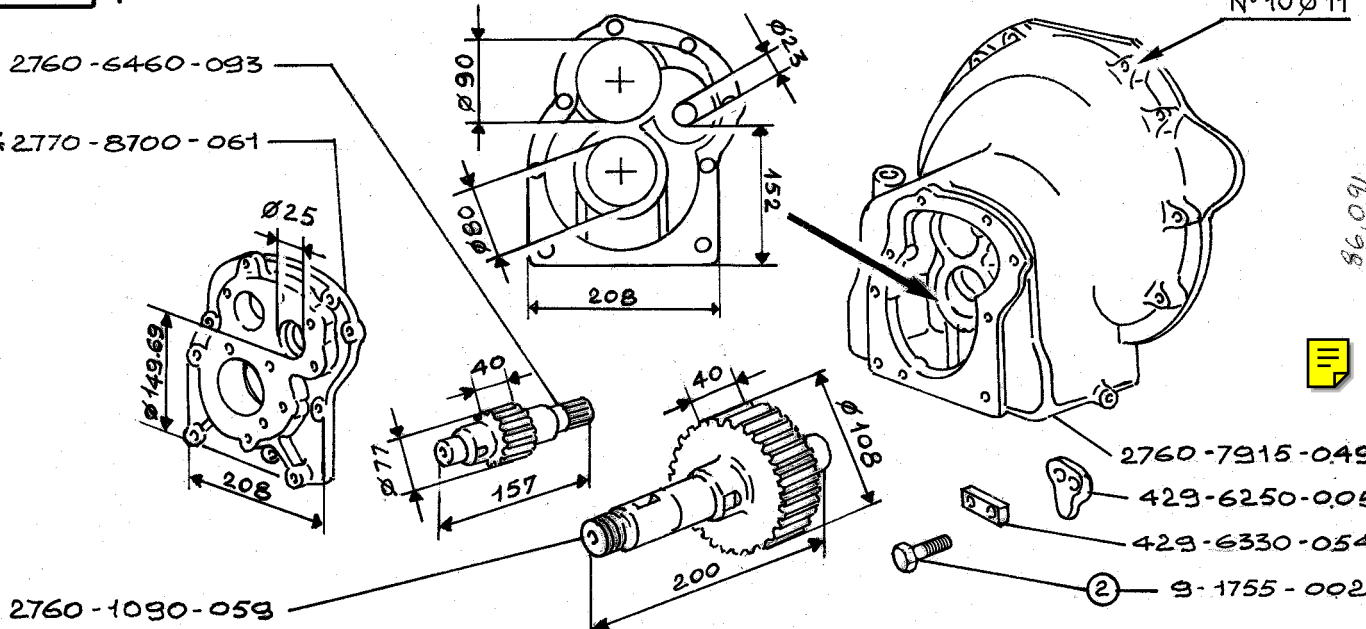


GR. 5 A - R 1:2,87 KIT 2760.8888.222

85.061



BASIC +



GR. 5 A - R 1:1,48 KIT 2760.8888.225

86.091
85.060

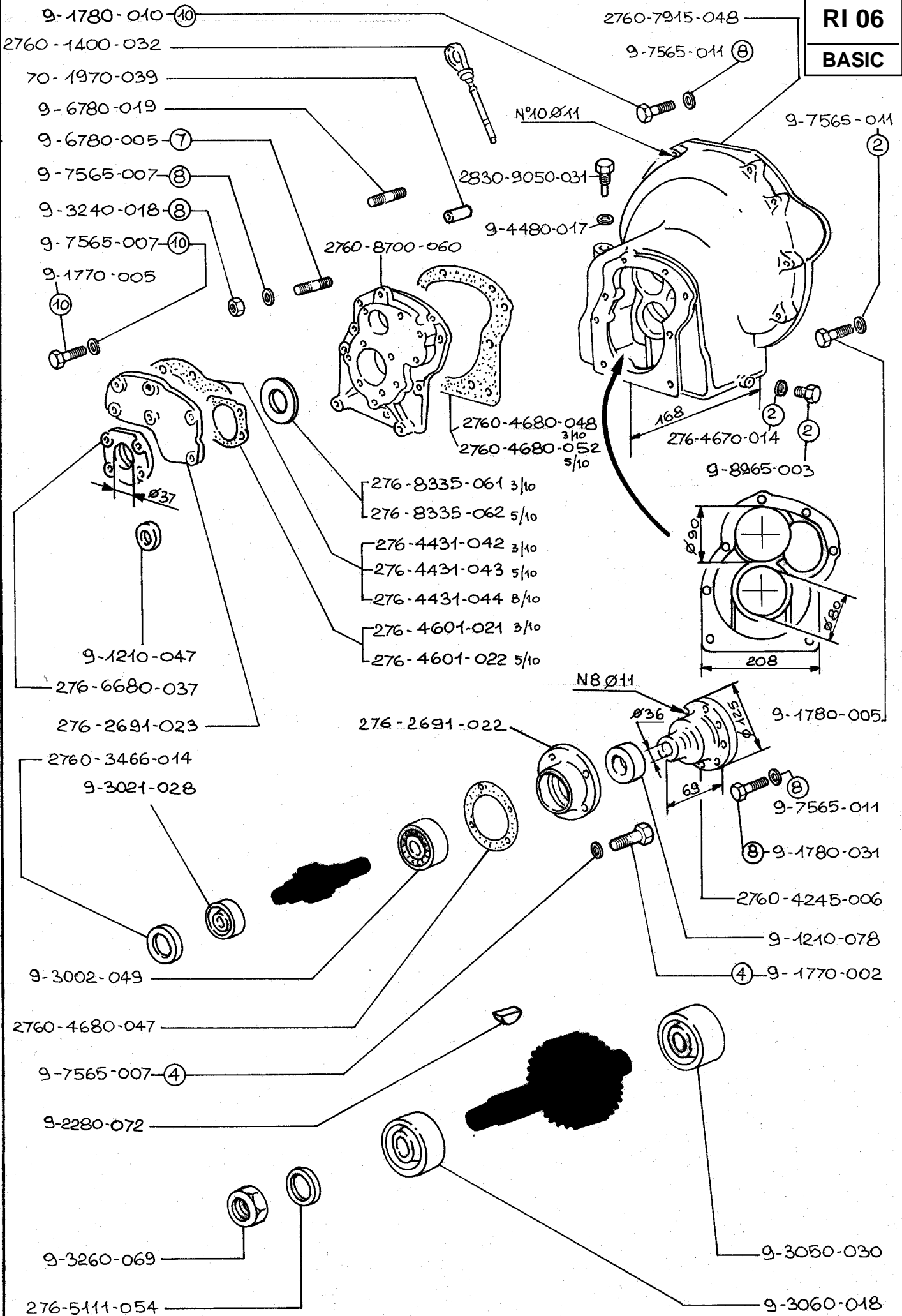


* NON PIU' DISPONIBILI / NO MORE AVAILABLE

15.12.1983

RI 06

BASIC



15.12.1983

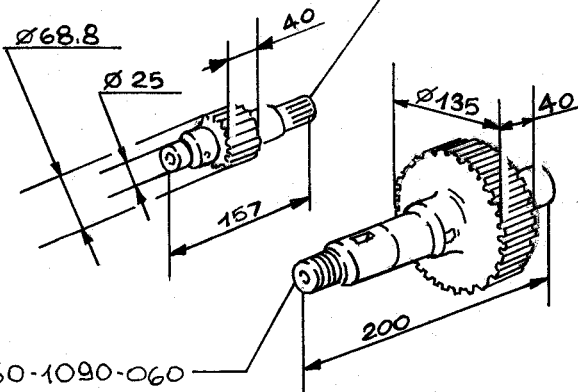


⇒ RI 06

BASIC +

85.066

* 2760-6460-098



2760-1090-060

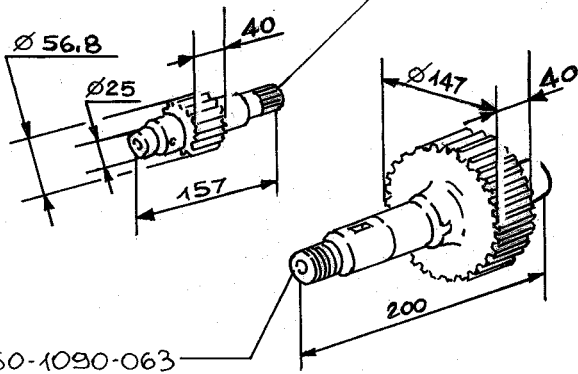
* NON PIÙ DISPONIBILE
NO MORE AVAILABLE



BASIC +

85.067

2760-6460-099



2760-1090-063



GR. 5 C - R 1:2,15 KIT 2760.8888.223

GR. 5 C - R 1:2,93 KIT 2760.8888.224

BASIC +

BASIC +

GR.

GR.

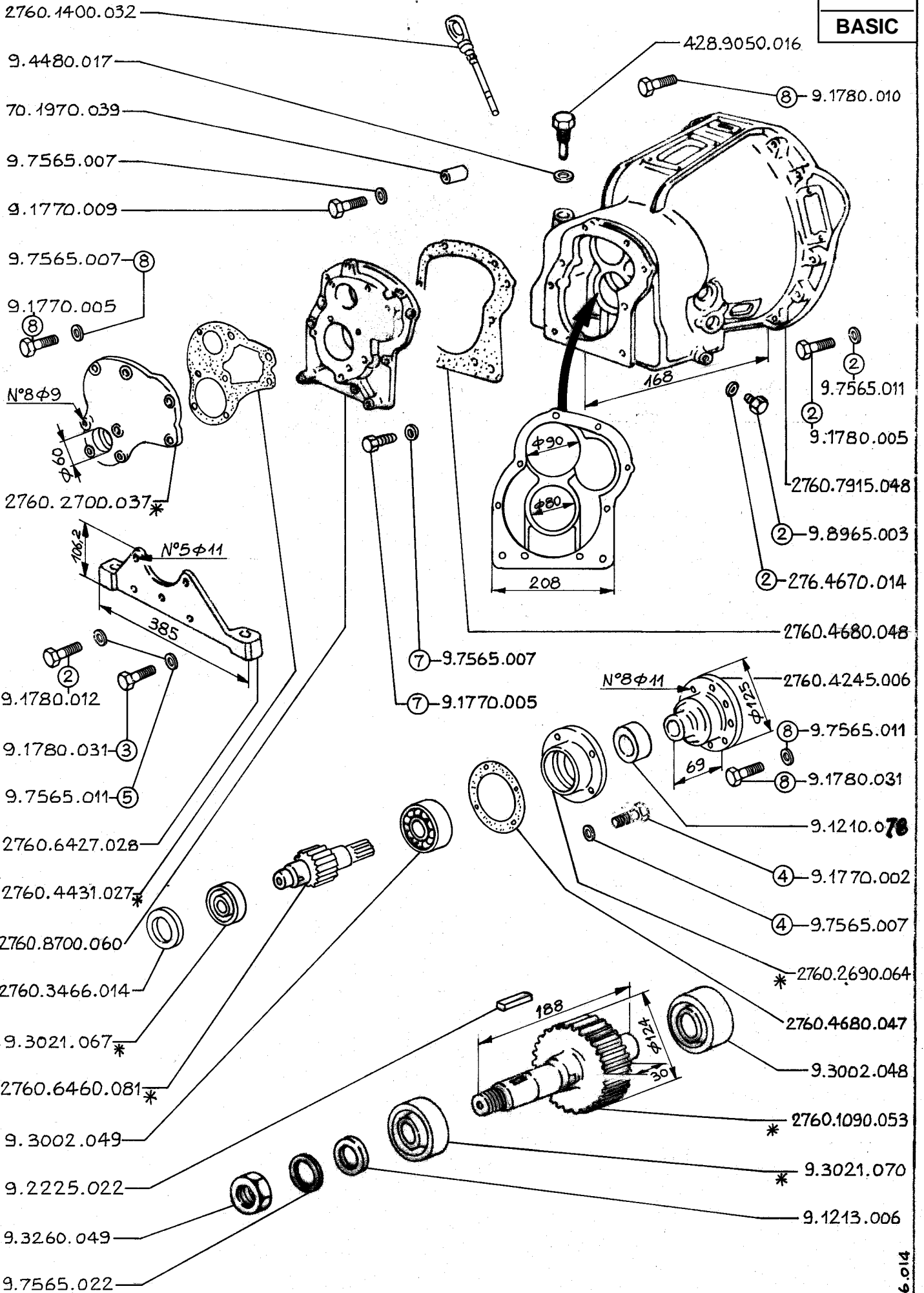
BASIC +

BASIC +

GR.

GR.

15.12.1983



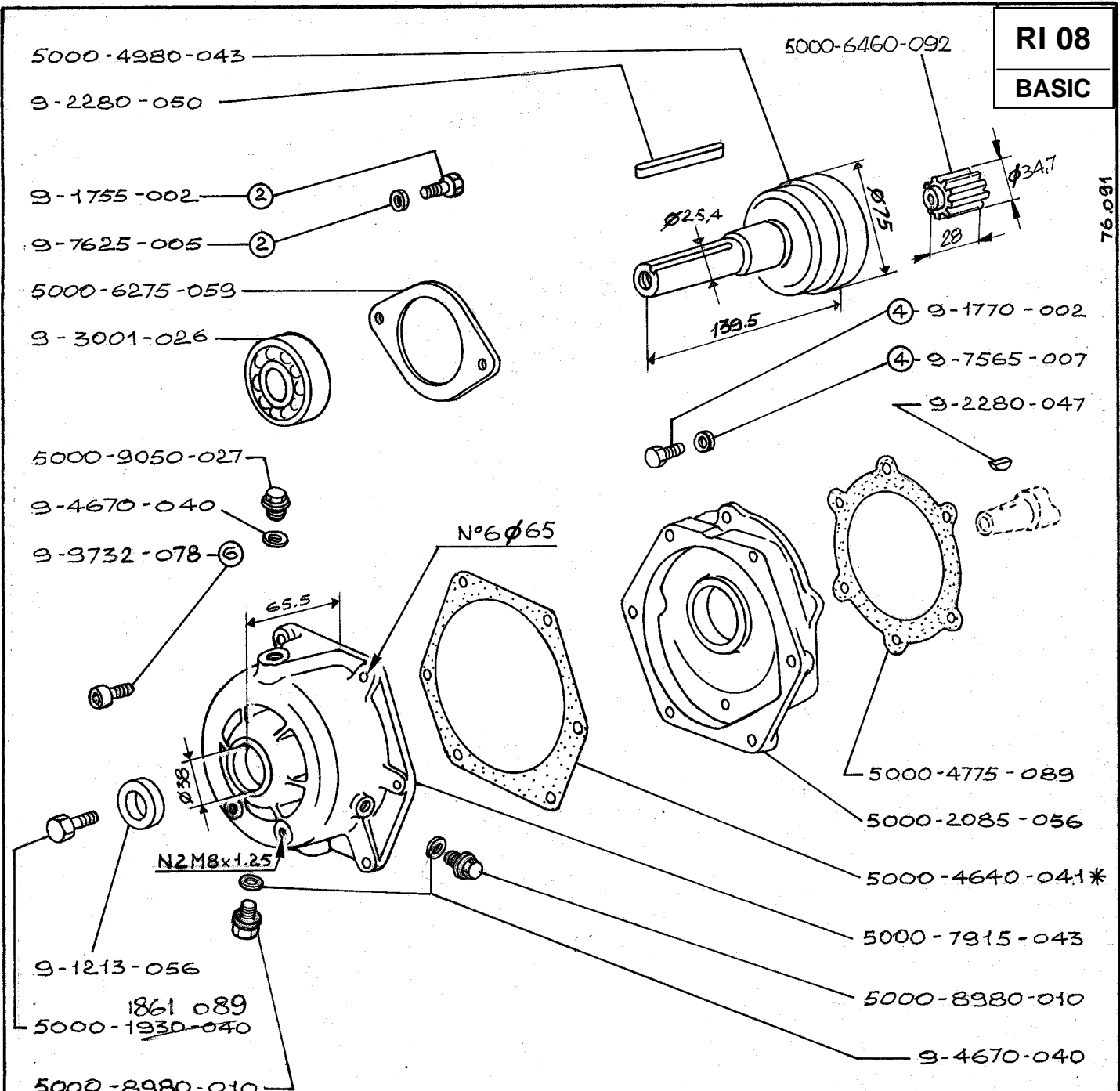
* NON PIÙ DISPONIB. / NO MORE AVAILABLE

15.12.1983

76 014

RI 08
BASIC

76.091



GR. 1-6 A - R 1:2 KIT 5000.8888.231

BASIC +
GR.
KIT

BASIC +
GR.
KIT

15.12.1983

RI 09

BASIC

9-2280-050

5000-6460-092

* 5000-4980-042

5000-6275-061

9-3001-026

5000-9050-027

9-4670-040

9-9732-078

9-1213-056

9-7625-005-②

9-1755-002-②

9-7565-007-④

9-1770-002-④

N°4 Ø8,5

N°6 M6x1

5000-2085-087*

9-2280-047

5000-4775-089

5000-4680-051*

5000-8380-010

9-4670-040

5000-7915-046

N°2 M8x1,25

1861089

5000-1930-040

9-4670-040

5000-8380-010

76.092

* NON PIÙ DISPONIBILE / NO MORE AVAILABLE

GR. 1-6 A - R 1:3 KIT 5000.8888.232

BASIC +

BASIC +

GR.

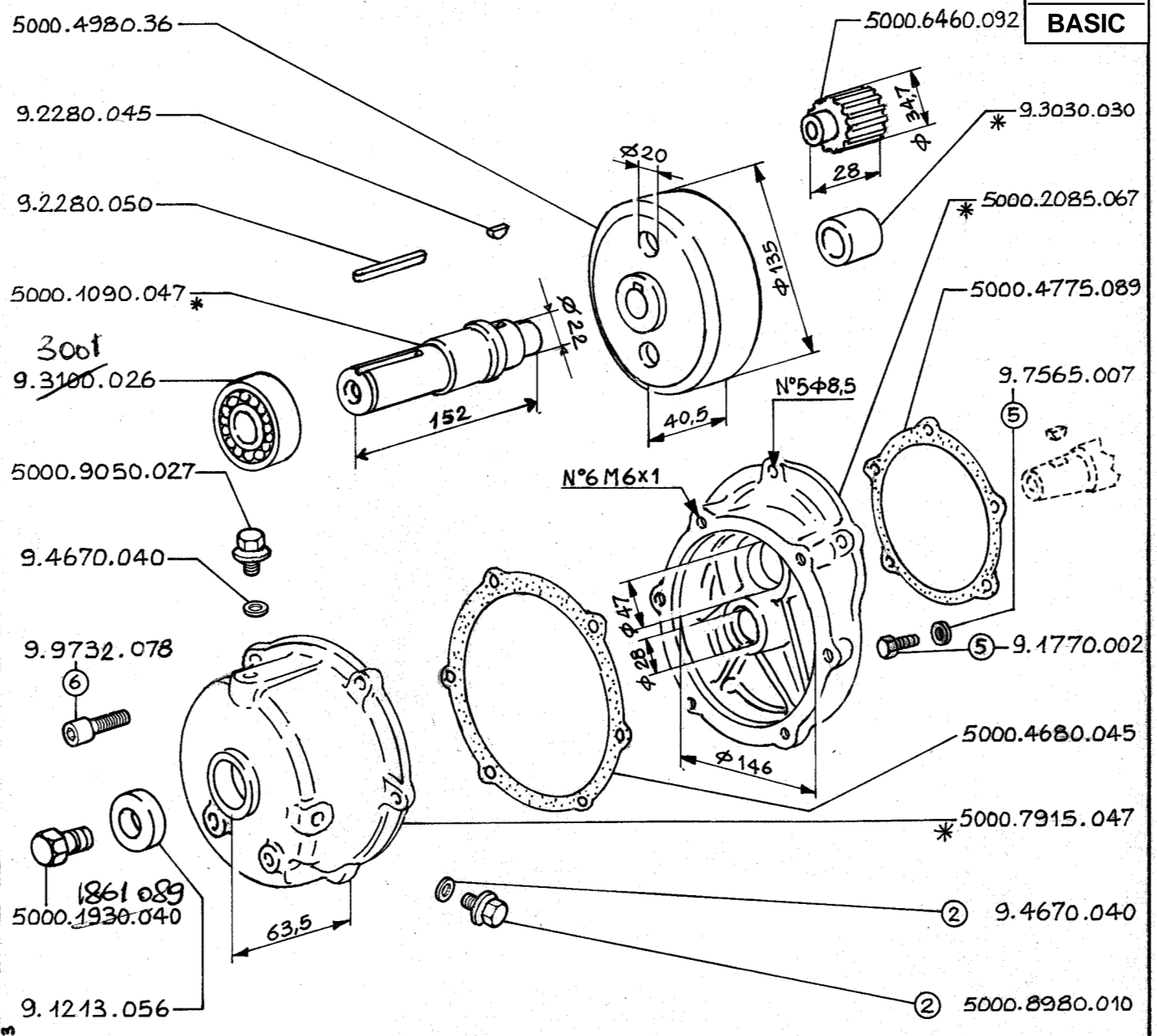
KIT

GR.

KIT

15.12.1983

RI 10
BASIC



* NON PIU' DISPONIB. / NO MORE AVAILABLE
76.093

GR. 1-6 A - R 1:4 KIT 5000.8888.233

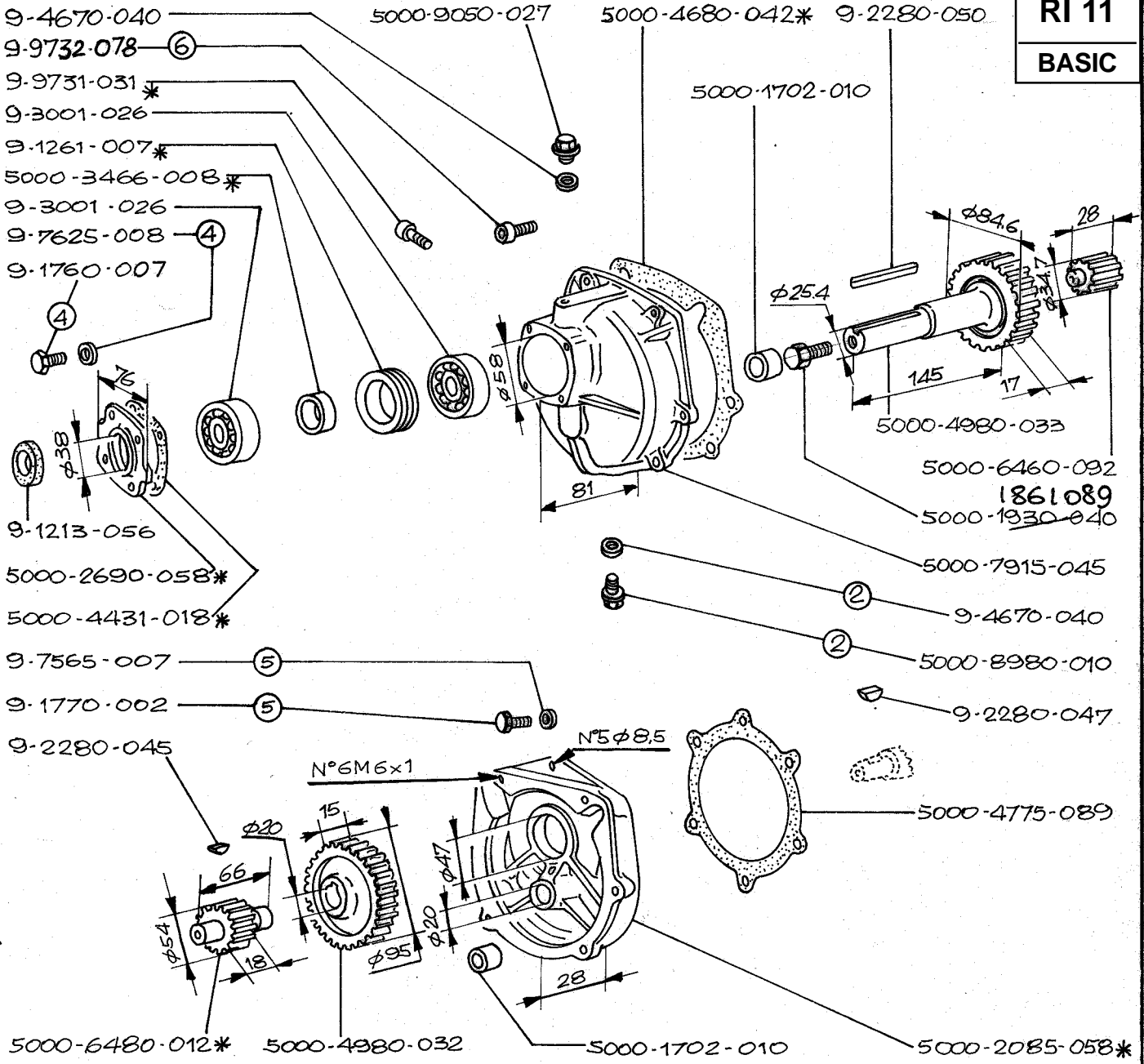
BASIC +
GR. KIT

BASIC +
GR. KIT

15.12.1983

RI 11

BASIC



* NON PIÙ DISPONIBILE / NO MORE AVAILABLE

76.094

GR. 1-6 A - R 1:6 KIT 5000.8888.234

BASIC +

BASIC +

GR.

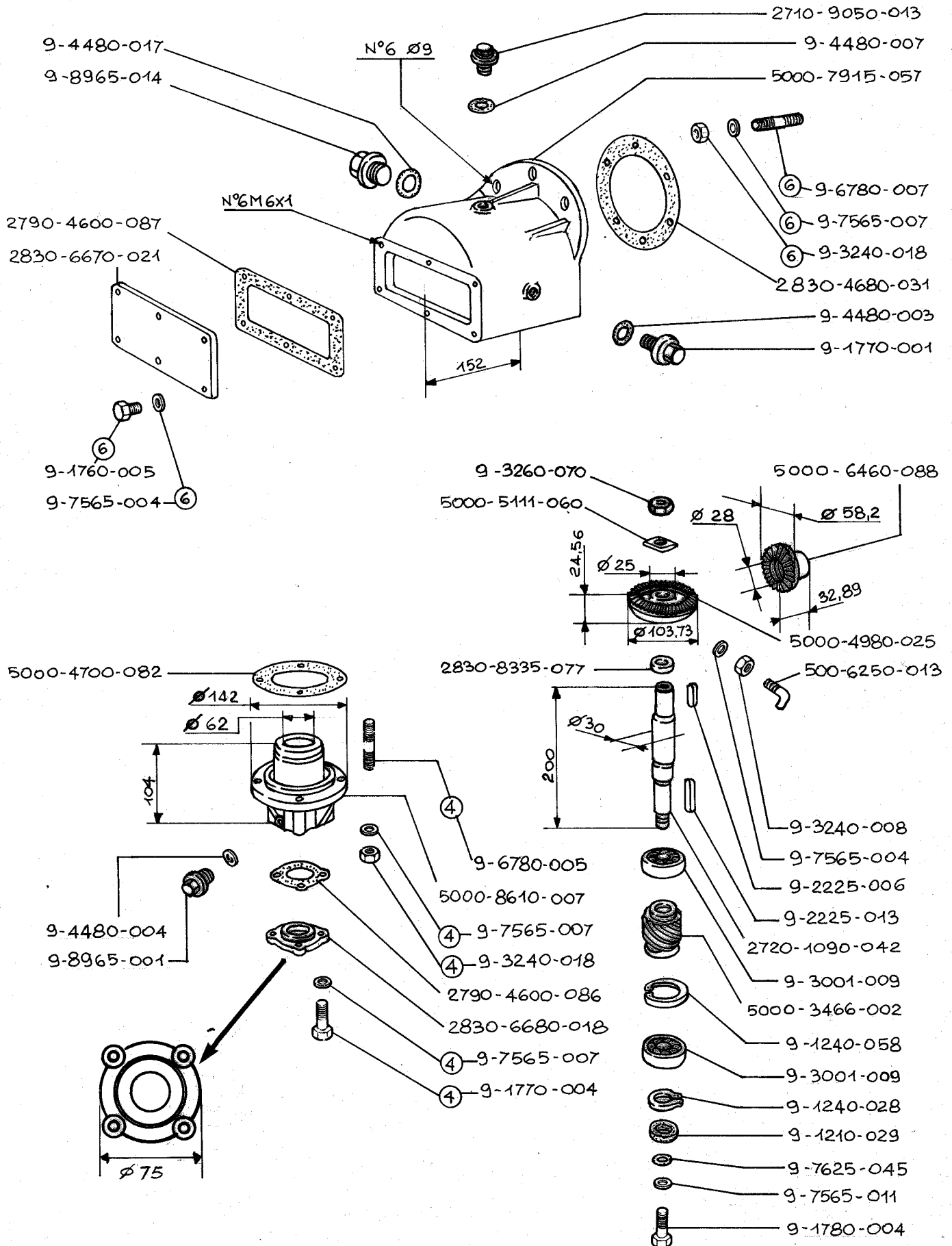
KIT

GR.

KIT

15.12.1983

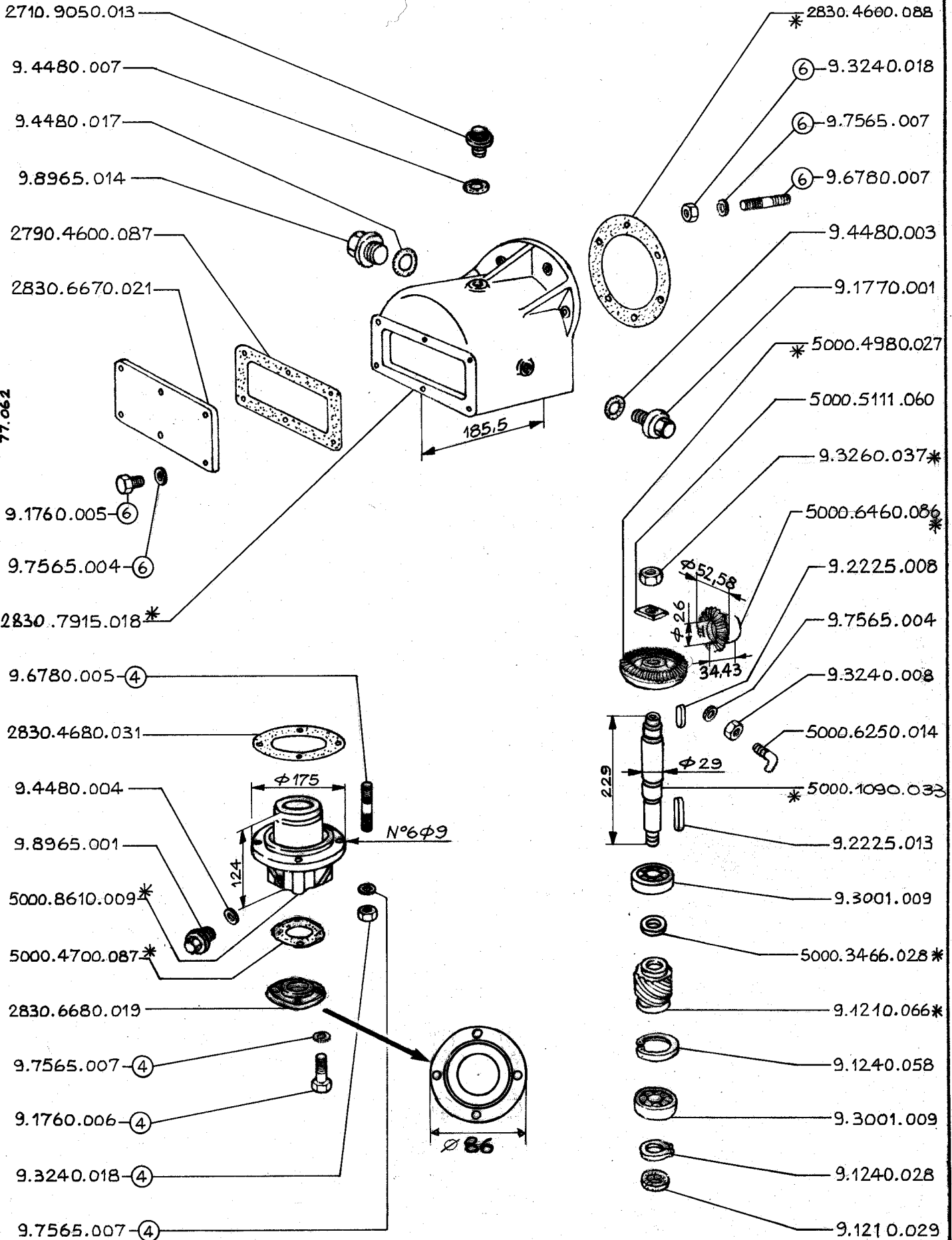
78.038



15.12.1983

RI 13

BASIC



* NON PIÙ DISPONIB. / NO MORE AVAILABLE

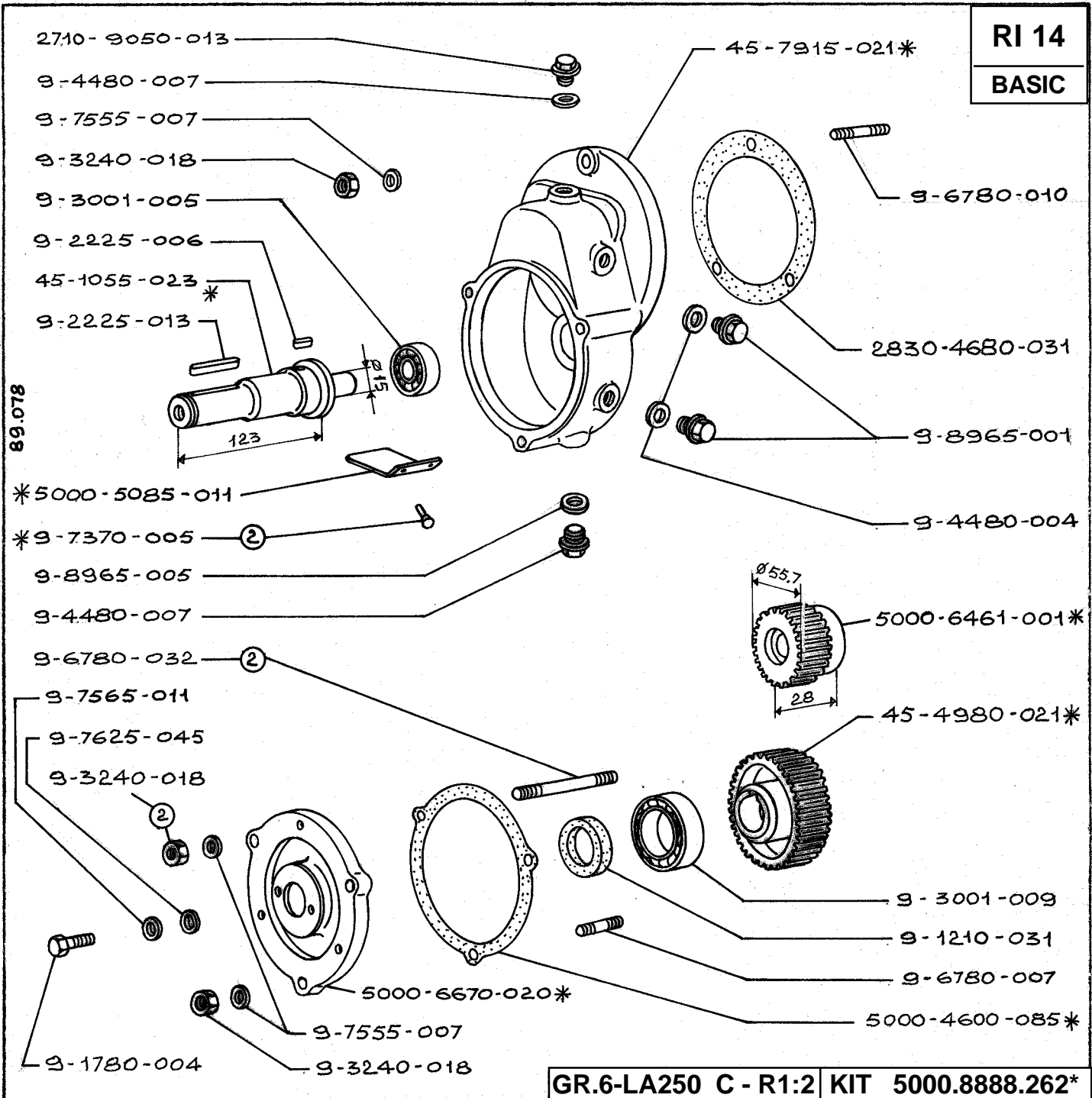
77.062

15.12.1983

RI 14

BASIC

* NON PIU' DISPONIB. / NO MORE AVAILABLE



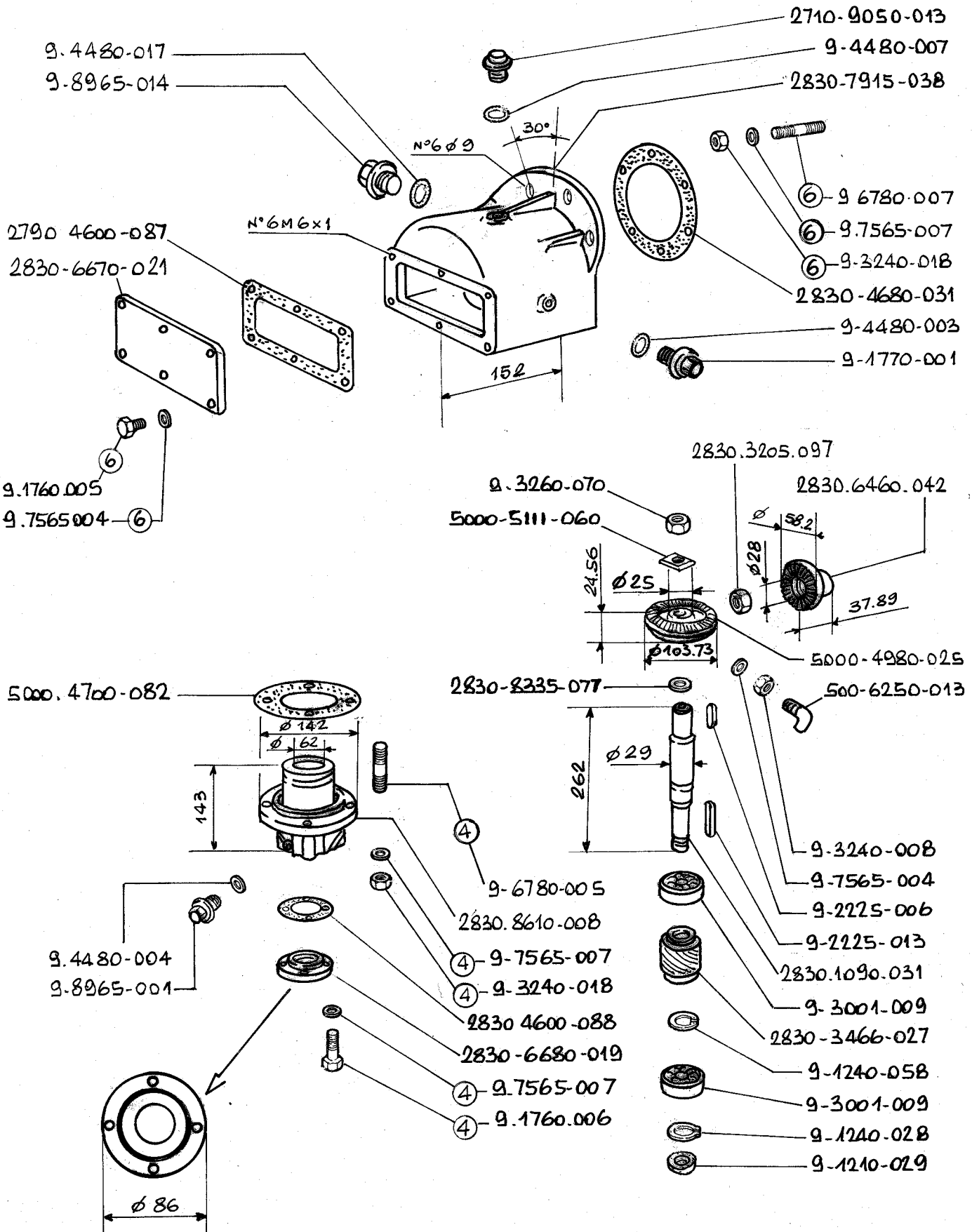
GR.6-LA250 C - R1:2 KIT 5000.8888.262*

BASIC +

15.12.1983

GR. KIT

99.139



20.01.1986

ALBERO LUNGO / EXTENDED SHAFT

GR. 3

A - R 1:2

KIT

2830.8888.207